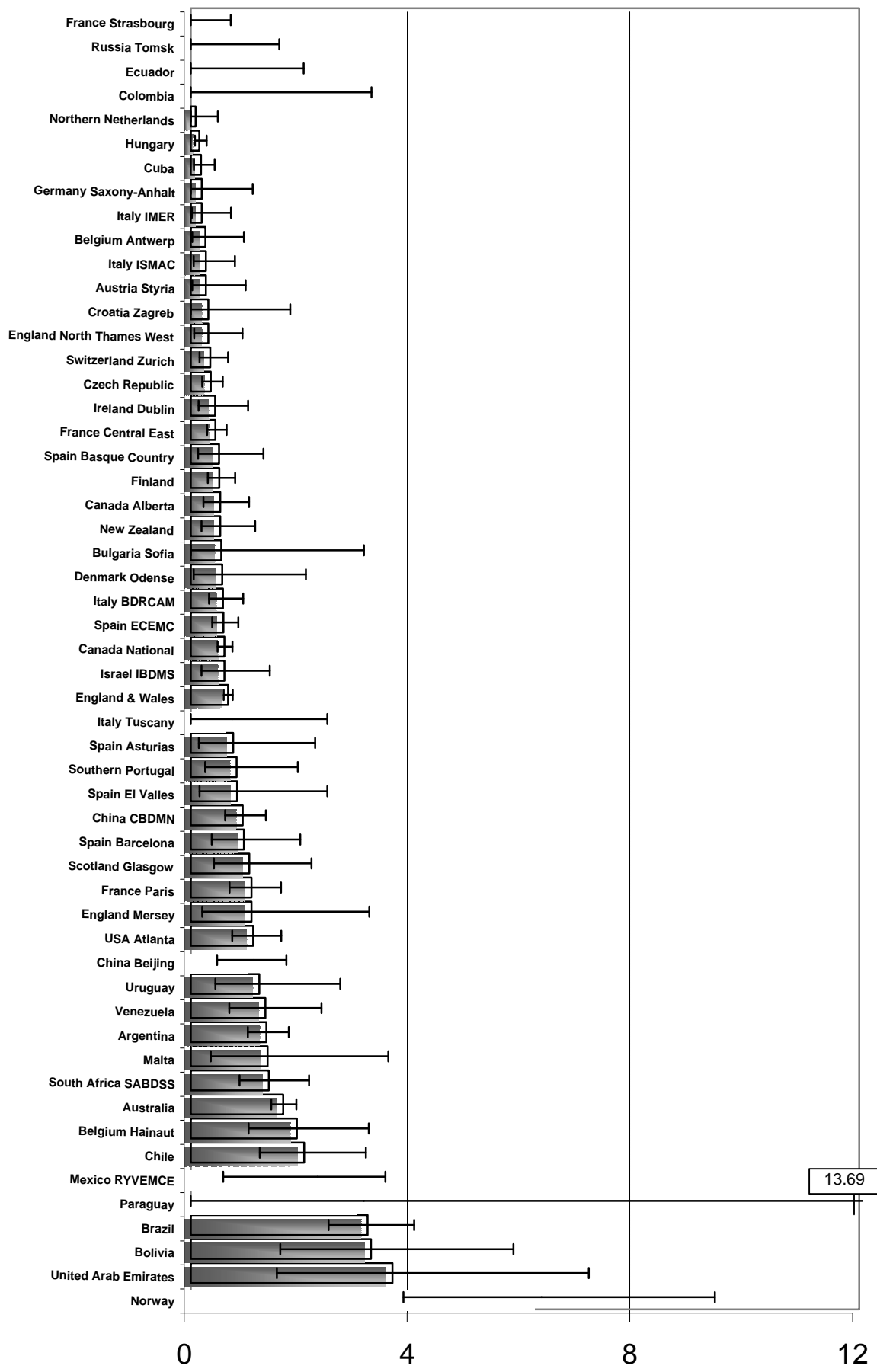


Table 17a: Indeterminate sex, Live and Still births (L+S)

Programme	Years		Cases	Births	Birth Prevalence x 10,000	95% CI		L+S trend
	from	to				lower	upper	
Canada National	93	97	84	1,389,607	0.60	0.48	0.75	
Canada Alberta	95	98	8	151,200	0.53	0.23	1.04	
USA Atlanta	93	98	28	249,434	1.12	0.75	1.62	
Mexico RYVEMCE	93	98	67	294,380	2.28	0.58	3.49	↓
Cuba	93	98	5	273,346	0.18	0.06	0.43	
Venezuela	93	98	12	89,441	1.34	0.69	2.35	
Colombia	93	94	0	11,844	0.00	0.00	3.24	
Ecuador	93	98	0	18,937	0.00	0.00	2.03	
Brazil	93	98	70	220,452	3.18	2.47	4.01	
Bolivia	93	98	11	34,007	3.23	1.61	5.79	
Paraguay	93	98	5	16,108	3.10	0.00	13.69	↓
Uruguay	93	98	6	48,771	1.23	0.44	2.68	
Chile	93	98	20	98,320	2.03	1.24	3.14	
Argentina	93	98	56	412,862	1.36	1.02	1.76	
Norway	93	98	227	360,906	6.29	3.82	9.41	↑
Finland	93	98	19	371,826	0.51	0.31	0.80	
Denmark Odense	93	98	2	35,285	0.57	0.05	2.07	
Scotland Glasgow	93	98	7	66,729	1.05	0.42	2.17	
England & Wales	93	98	263	3,934,009	0.67	0.59	0.75	
England North Thames West	97	98	3	94,949	0.32	0.06	0.93	
England Mersey	98	98	3	27,516	1.09	0.21	3.21	
Ireland Dublin	93	98	5	113,719	0.44	0.14	1.03	
Northern Netherlands	93	98	1	116,337	0.09	0.00	0.49	
Germany Saxony-Anhalt	93	98	1	50,947	0.20	0.00	1.11	
Belgium Antwerp	93	98	2	76,426	0.26	0.02	0.95	
Belgium Hainaut	93	98	14	73,563	1.90	1.04	3.19	
Czech Republic	94	98	17	475,780	0.36	0.21	0.57	
Hungary	93	98	10	650,371	0.15	0.07	0.28	
Austria Styria	93	98	2	73,918	0.27	0.03	0.99	
Croatia Zagreb	93	97	1	31,719	0.32	0.00	1.79	
Switzerland Zurich	93	98	9	255,571	0.35	0.16	0.67	
Bulgaria Sofia	96	97	1	18,230	0.55	0.00	3.11	
France Paris	93	98	24	220,330	1.09	0.70	1.62	
France Strasbourg	95	98	0	53,391	0.00	0.00	0.72	
France Central East	93	98	27	609,089	0.44	0.29	0.64	
Italy IMER	95	98	2	101,185	0.20	0.02	0.72	
Italy Tuscany	93	98	11	148,120	0.74	0.00	2.45	↓
Italy BDRCAM	93	98	16	276,108	0.58	0.33	0.94	
Italy ISMAC	93	98	3	111,286	0.27	0.05	0.79	
Malta	93	98	4	29,021	1.38	0.36	3.54	
Spain ECEMC	93	8 (no 95)	27	459,643	0.59	0.39	0.85	
Spain Asturias	93	98	3	39,492	0.76	0.14	2.23	
Spain Basque Country	93	97	4	78,938	0.51	0.13	1.30	
Spain El Valles	93	97	3	36,006	0.83	0.16	2.45	
Spain Barcelona	93	98	7	73,501	0.95	0.38	1.97	
Southern Portugal	93	98	5	60,872	0.82	0.26	1.92	
Israel IBDMS	93	97	5	82,573	0.61	0.19	1.42	
United Arab Emirates	96	98	8	22,099	3.62	1.55	7.14	
Russia Tomsk	93	98	0	24,160	0.00	0.00	1.59	
China Beijing	97	98	30	267,071	1.12	0.47	1.72	
China CBDMN	98	98	28	300,394	0.93	0.62	1.35	
Australia	93	97	215	1,295,708	1.66	1.44	1.90	
New Zealand	97	98	6	113,254	0.53	0.19	1.16	
South Africa SABDSS	96	97	22	156,999	1.40	0.88	2.12	

Note: Bold characters do not represent the Confidence Interval but the range (just for heterogenous prevalences).

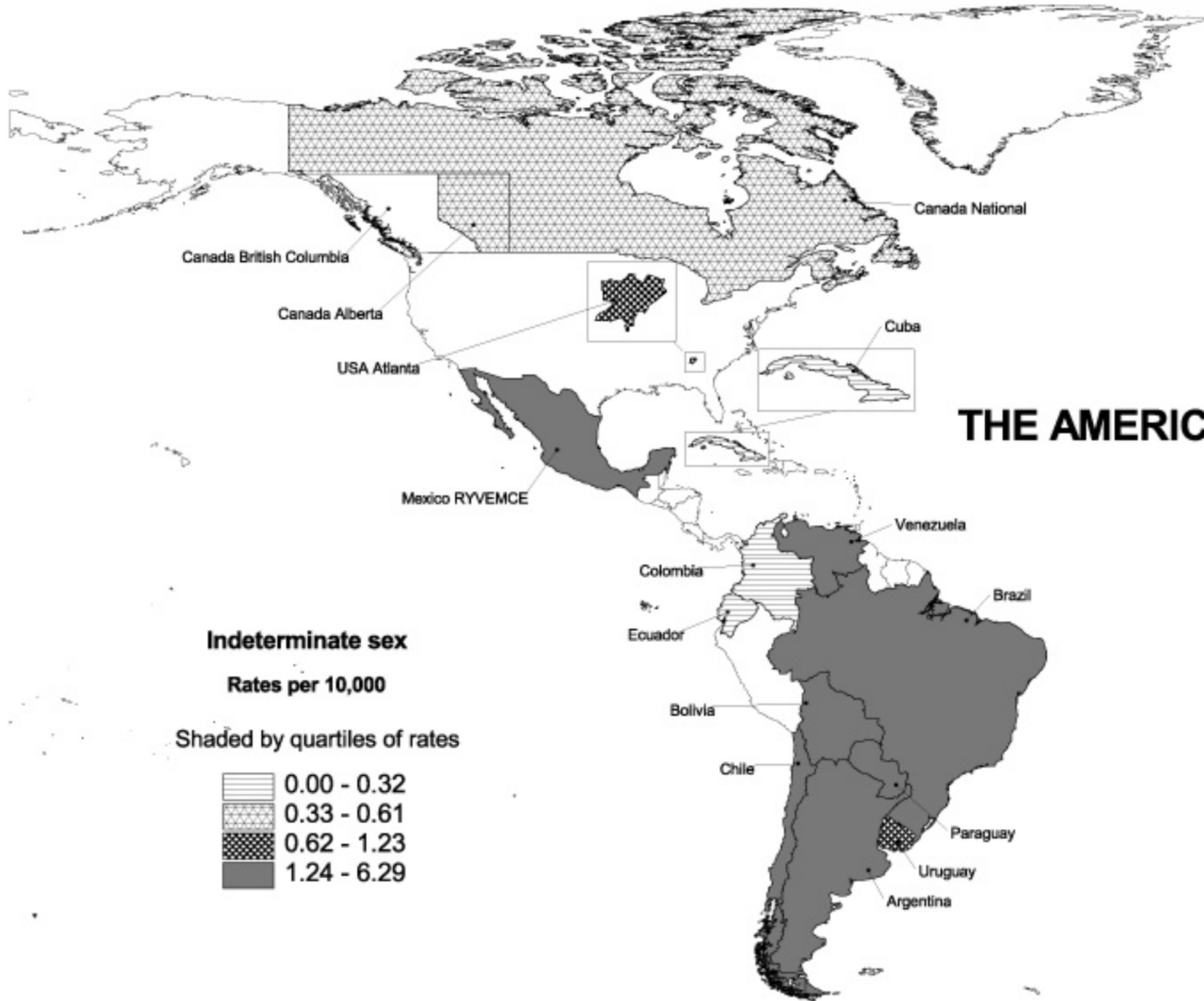
Indeterminate sex (Birth Prevalences per 10,000 with C.I./range)



Note: Where the bars are not displayed, the line represents the range.

Table 17b: Indeterminate sex, Terminations of pregnancy (TOP)

Programme	93		94		95		96		97		98		L+S+To P trend
	Total	% ToP	Total	% ToP	Total	% ToP	Total	% ToP	Total	% ToP	Total	% ToP	
Canada Alberta									3	0.00	5	40.00	
USA Atlanta			2	0.00	6	0.00	3	0.00	5	20.00	10	0.00	
Norway			53	32.08	77	25.97	47	29.79	43	0.00	47	25.53	
Finland							7	0.00	4	50.00	4	50.00	
Denmark Odense	1	0.00	1	0.00	0		0		0		0		
Scotland Glasgow	1	0.00	5	20.00	2	50.00	1	0.00	0		1	100.00	
England & Wales			40	2.50	38	0.00	44	0.00	50	0.00	50	0.00	
England North Thames West									1	0.00	2	0.00	
England Mersey											4	25.00	
Northern Netherlands			0		0		0		0		1	0.00	
Germany Saxony-Anhalt	0		0		0		0		0		2	50.00	
Belgium Antwerp	0		1	0.00	0		1	0.00	0		0		
Belgium Hainaut	5	20.00	0		1	0.00	5	20.00	4	0.00	1	0.00	
Czech Republic							4	0.00	4	0.00	3	0.00	
Hungary					2	0.00	1	0.00	1	0.00	3	0.00	
Austria Styria	2	0.00	0		1	100.00	0		0		0		
Croatia Zagreb	0		0		1	0.00	0		0				
Switzerland Zurich	4	75.00	1	0.00	2	50.00	2	0.00	4	25.00	3	66.67	
Bulgaria Sofia							1	0.00	0				
France Paris			8	12.50	5	0.00	4	50.00	1	0.00	7	28.57	
France Strasbourg					0		0		1	100.00	0		
France Central East			12	75.00	7	28.57	5	40.00	3	33.33	12	25.00	
Italy IMER					0		0		2	0.00	0		
Italy Tuscany									0		1	0.00	
Italy BDRCAM					4	0.00			4	0.00	4	0.00	
Spain Asturias	0		1	0.00	1	0.00	0		1	0.00	0		
Spain Basque Country	3	33.33	0		0		1	0.00	1	0.00			
Spain El Valles	0		0		1	0.00	2	0.00	0				
Spain Barcelona	0		2	50.00	2	0.00	1	0.00	2	0.00	2	50.00	
Southern Portugal	1	0.00	0		2	0.00	1	0.00	0		1	0.00	
Israel IBDMS									1	0.00			
Russia Tomsk	0		0		0		0		0		0		
Australia	57	26.32	58	15.52	57	15.79	46	8.70	41	17.07			



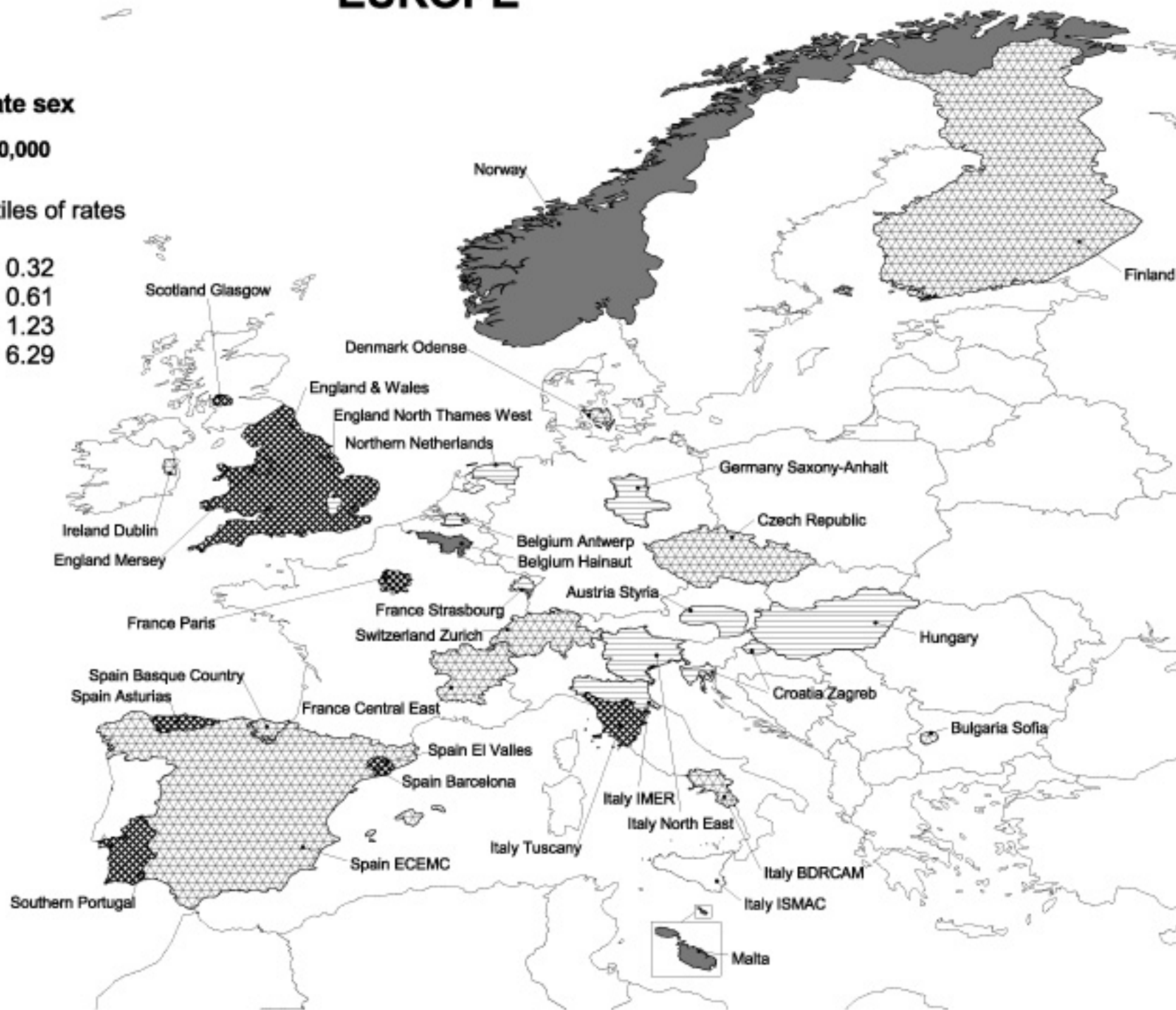

THE AMERICAS

EUROPE

Indeterminate sex

Rates per 10,000

Shaded by quartiles of rates

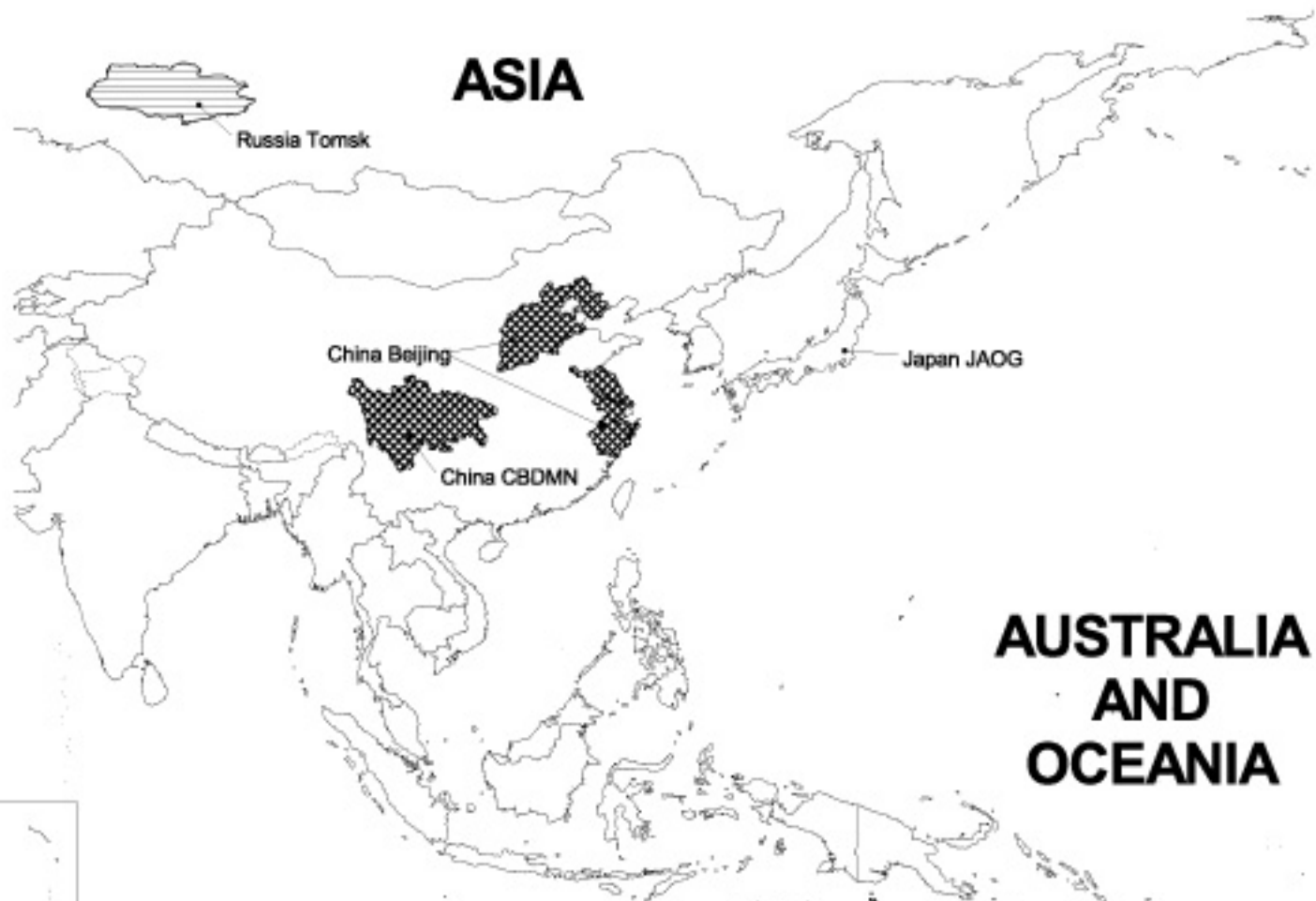



ASIA

Indeterminate sex

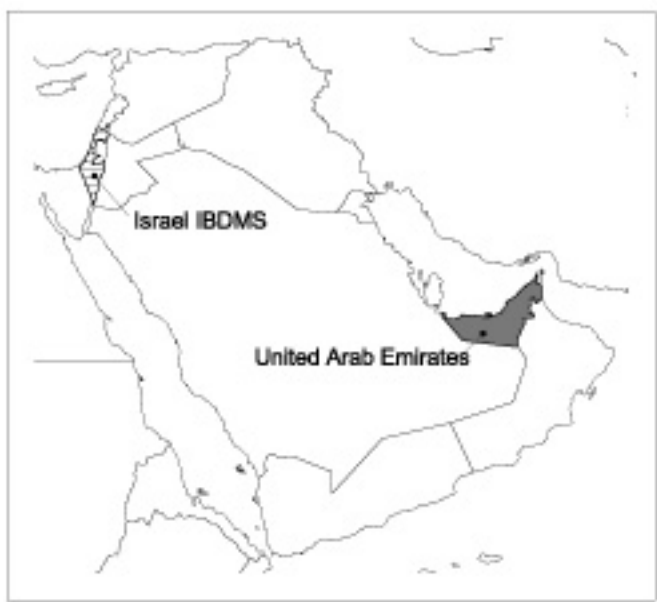
Rates per 10,000

Shaded by quartiles of rates



AUSTRALIA AND OCEANIA

MIDDLE EAST



AFRICA

