

United Arab Emirates: health profile

Selected indicators (2010)

		Country	Regional average	Global average	
General	Total population (thousands)	7 512	
	Population living in urban areas (%)	84	50	50	
Mortality and burden of disease	Life expectancy at birth* (years)	Male	77	64	66
		Female	79	67	71
		Both sexes	78	66	68
	Under-five mortality rate (per 1000 live births)	Both sexes	7	68	57
	Adult mortality rate* (probability of dying between 15 and 60 years per 1000 population)	Both sexes	79	188	176
	Maternal mortality ratio (per 100 000 live births)		12	250	210
	Prevalence of tuberculosis (per 100 000 population)	6	173	178	

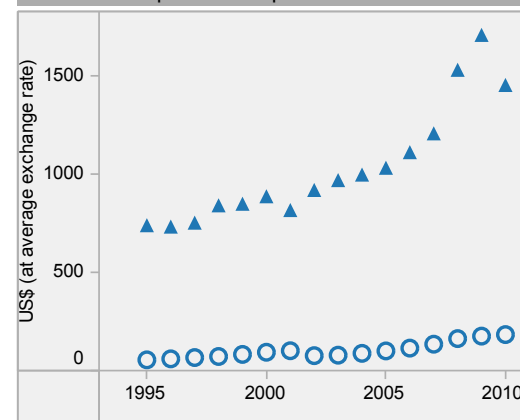
United Arab Emirates is located in the WHO Eastern Mediterranean Region.

▲ Country
○ Regional average

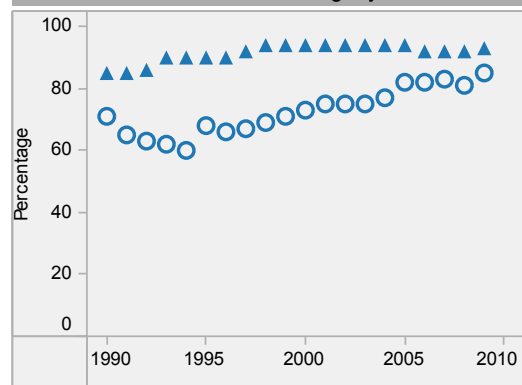
* Data refers to 2009.

Last update: May 2012.

Per capita total expenditure on health

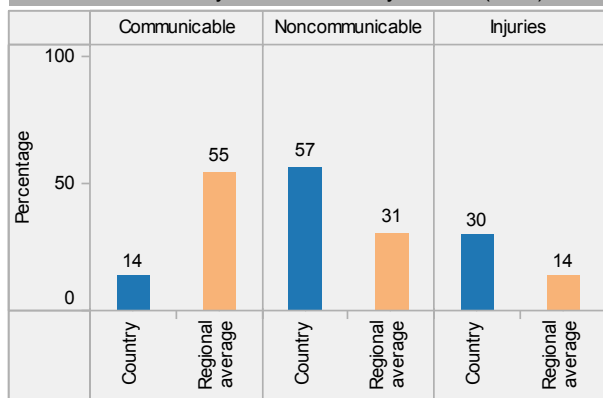


DTP3 immunization among 1-year-olds

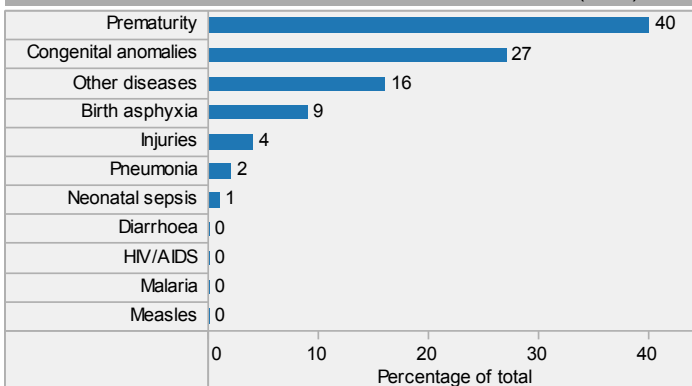


Children aged under-5 stunted

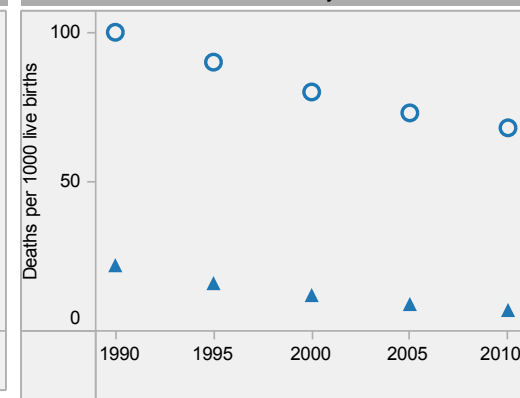
Distribution of years of life lost by causes (2008)



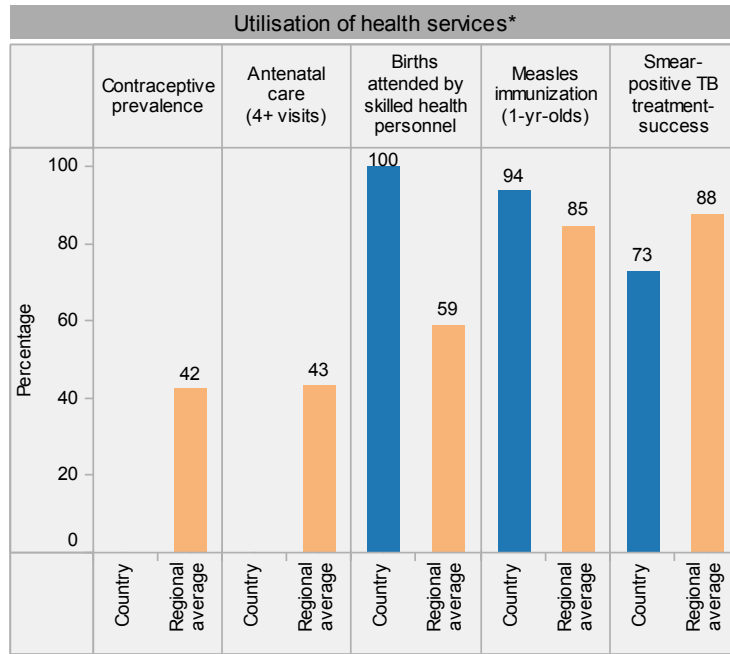
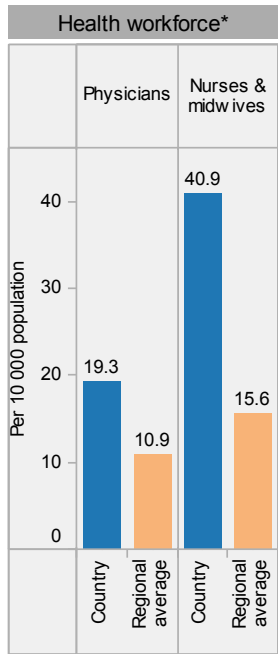
Distribution of causes of deaths in children under-5 (2010)



Under-5 mortality rate

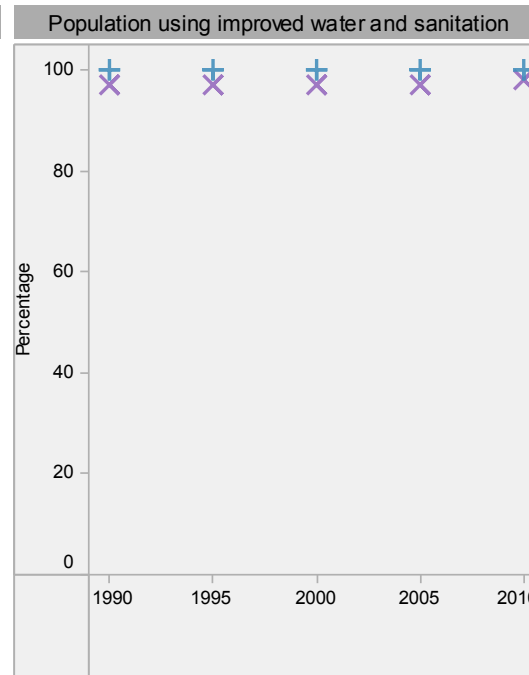
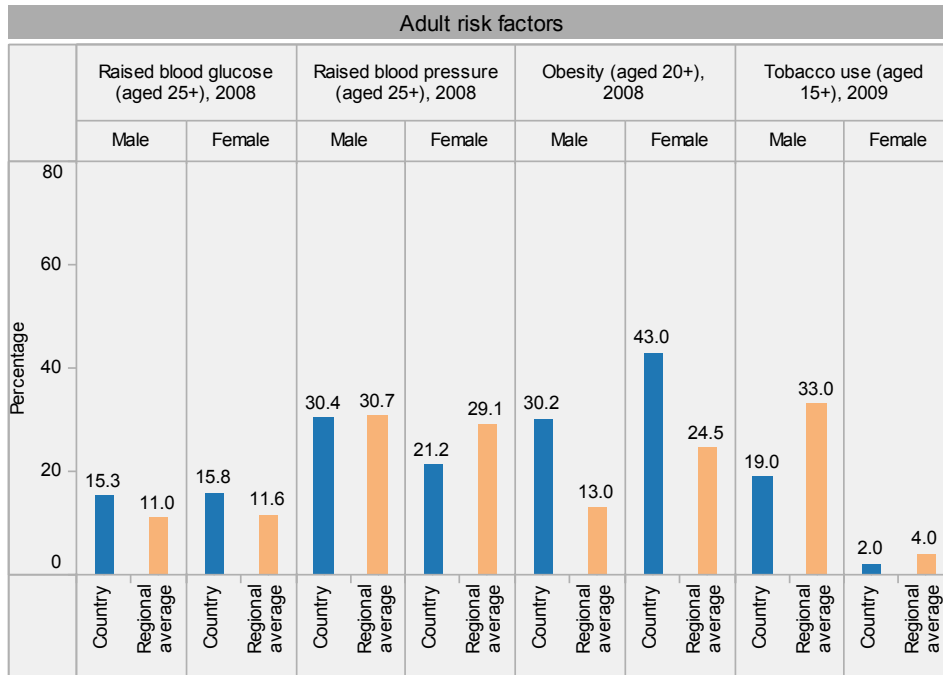


United Arab Emirates: health profile



Inequities in health service utilization**

Inequities in mortality**



United Arab Emirates is located in the WHO Eastern Mediterranean Region.

* Data refer to latest year available from 2005. For specific years and references, visit the Global Health Observatory at www.who.int/gho.

** For data source and year, see the World Health Statistics 2012.

Population using improved water and sanitation

- + Improved drinking-water sources
- ✗ Improved sanitation facilities

Last update: May 2012.