

Bahrain: health profile

Selected indicators (2010)

		Country	Regional average	Global average	
General	Total population (thousands)	1 262	
	Population living in urban areas (%)	89	50	50	
Mortality and burden of disease	Life expectancy at birth* (years)	Male	73	64	66
		Female	76	67	71
		Both sexes	74	66	68
	Under-five mortality rate (per 1000 live births)	Both sexes	10	68	57
	Adult mortality rate* (probability of dying between 15 and 60 years per 1000 population)	Both sexes	112	188	176
	Maternal mortality ratio (per 100 000 live births)		20	250	210
Prevalence of tuberculosis (per 100 000 population)		25	173	178	

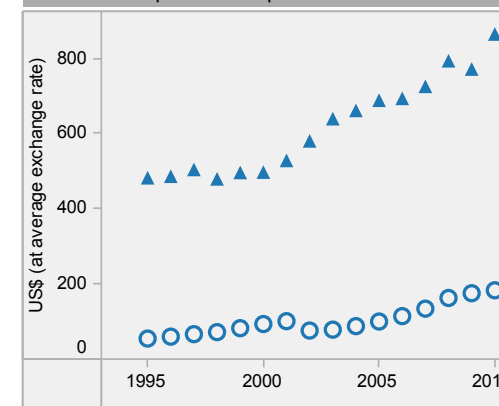
Bahrain is located in the WHO Eastern Mediterranean Region.

▲ Country
○ Regional average

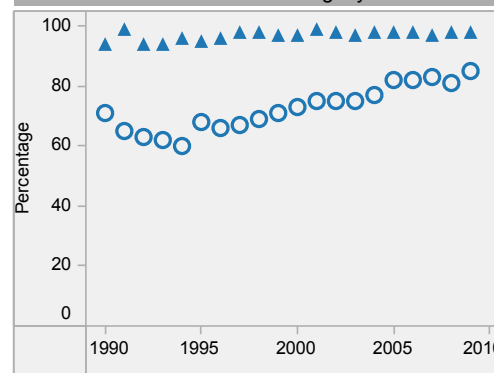
* Data refers to 2009.

Last update: May 2012.

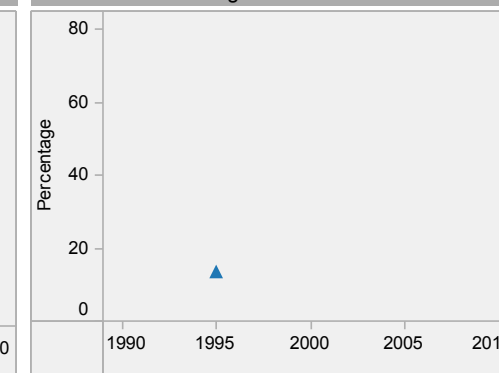
Per capita total expenditure on health



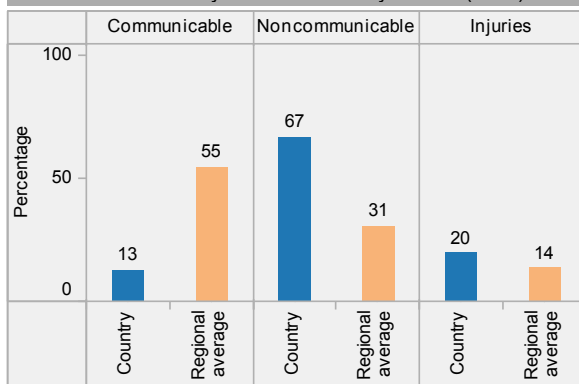
DTP3 immunization among 1-year-olds



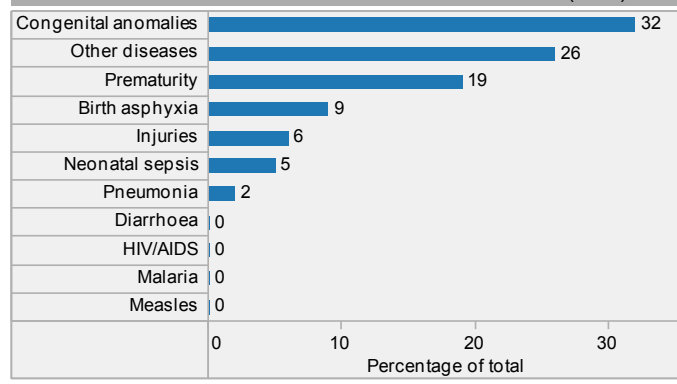
Children aged under-5 stunted



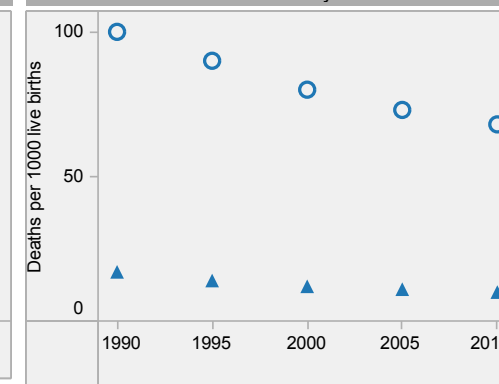
Distribution of years of life lost by causes (2008)



Distribution of causes of deaths in children under-5 (2010)



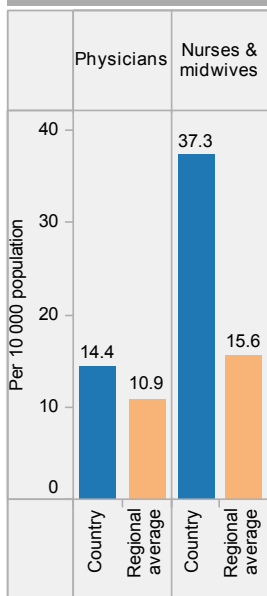
Under-5 mortality rate



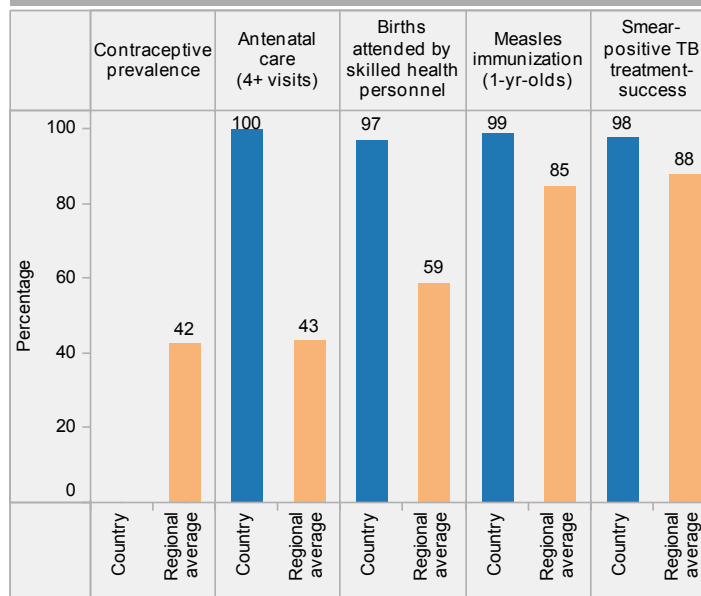
Bahrain: health profile



Health workforce*



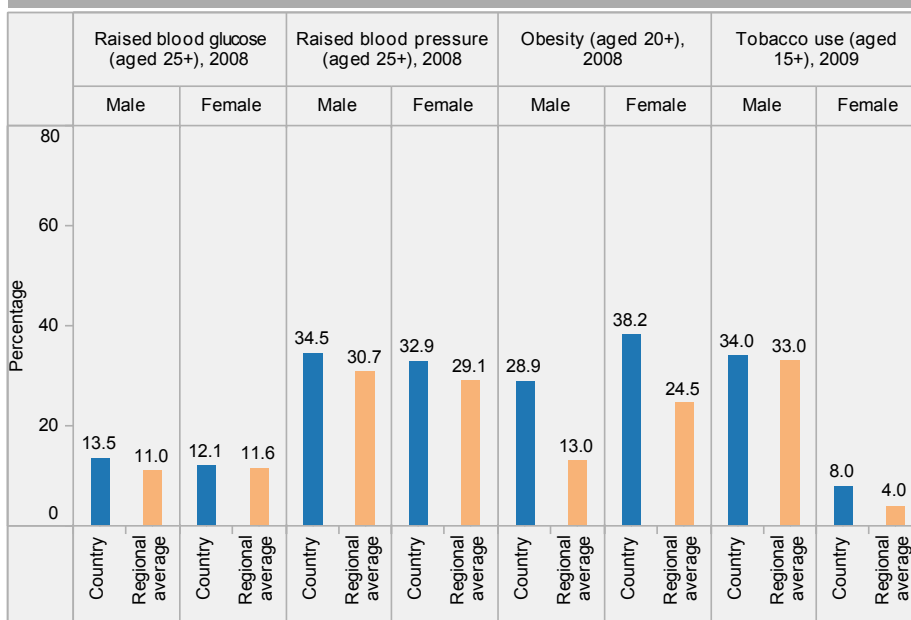
Utilisation of health services*



Inequities in health service utilization**

Inequities in mortality**

Adult risk factors



Population using improved water and sanitation

Bahrain is located in the WHO Eastern Mediterranean Region.

* Data refer to latest year available from 2005. For specific years and references, visit the Global Health Observatory at www.who.int/gho.

** For data source and year, see the World Health Statistics 2012.

Last update: May 2012.