

Congo: health profile

Selected indicators (2010)

| | | Country | Regional average | Global average | |
|---------------------------------|--|------------|------------------|----------------|-----|
| General | Total population (thousands) | 4 043 | ... | ... | |
| | Population living in urban areas (%) | 62 | 38 | 50 | |
| | Gross national income per capita (PPP int. \$) | 3 190 | 2 448 | 10 869 | |
| Mortality and burden of disease | Life expectancy at birth* (years) | Male | 53 | 52 | 66 |
| | | Female | 57 | 56 | 71 |
| | | Both sexes | 55 | 54 | 68 |
| | Under-five mortality rate (per 1000 live births) | Both sexes | 93 | 119 | 57 |
| | Adult mortality rate* (probability of dying between 15 and 60 years per 1000 population) | Both sexes | 365 | 383 | 176 |
| | Maternal mortality ratio (per 100 000 live births) | | 560 | 480 | 210 |
| | Prevalence of HIV* (per 1000 adults aged 15 to 49) | | 34 | 47 | 8 |
| | Prevalence of tuberculosis (per 100 000 population) | 545 | 332 | 178 | |

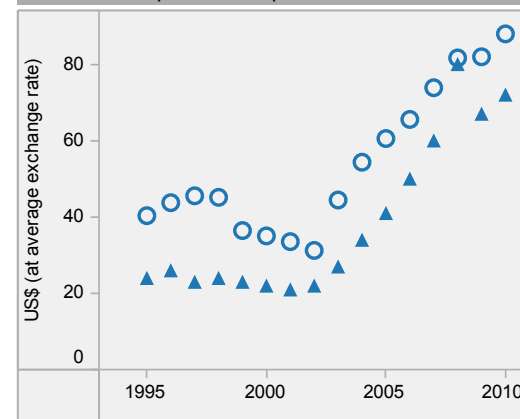
Congo is located in the WHO African Region.

▲ Country
○ Regional average

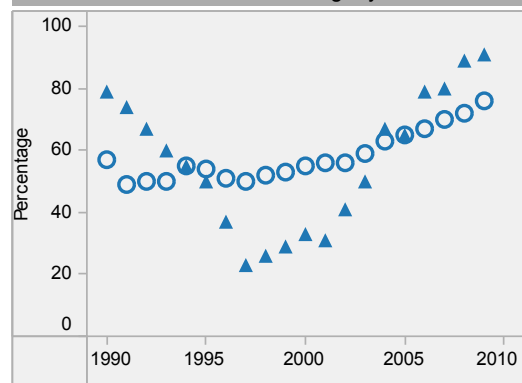
* Data refers to 2009.

Last update: May 2012.

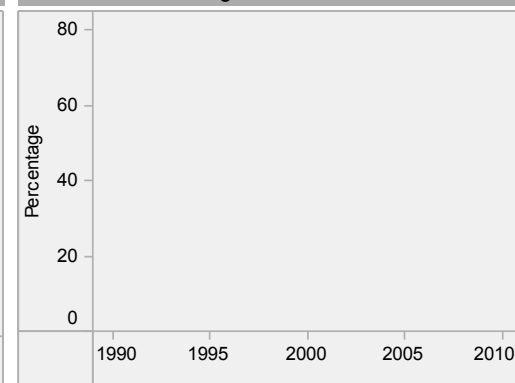
Per capita total expenditure on health



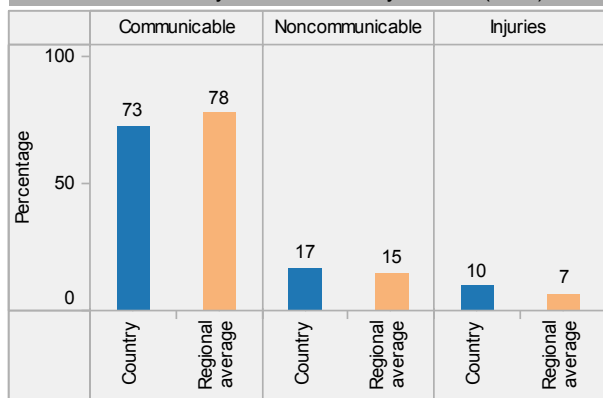
DTP3 immunization among 1-year-olds



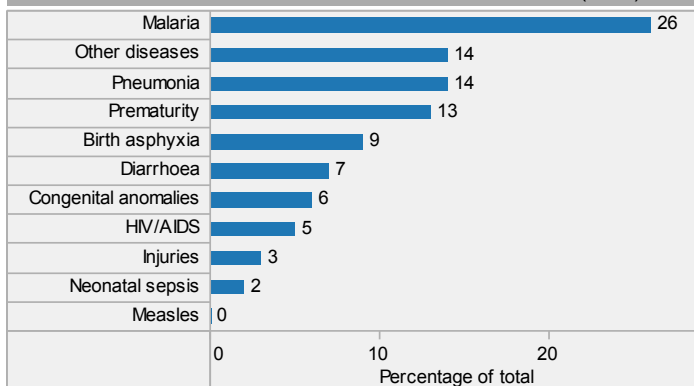
Children aged under-5 stunted



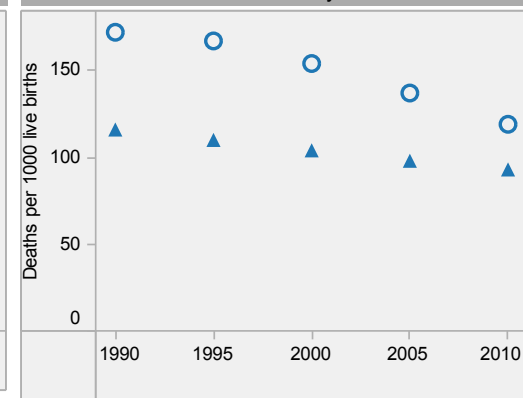
Distribution of years of life lost by causes (2008)



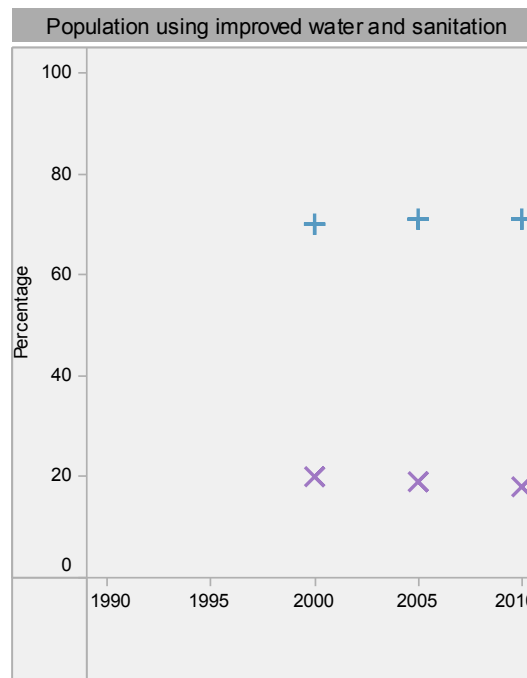
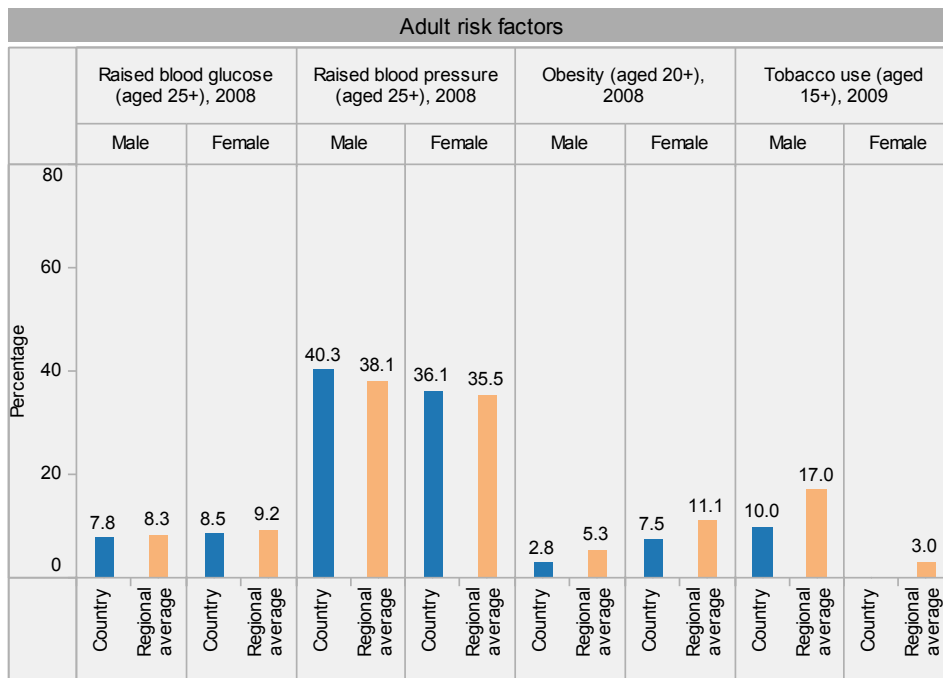
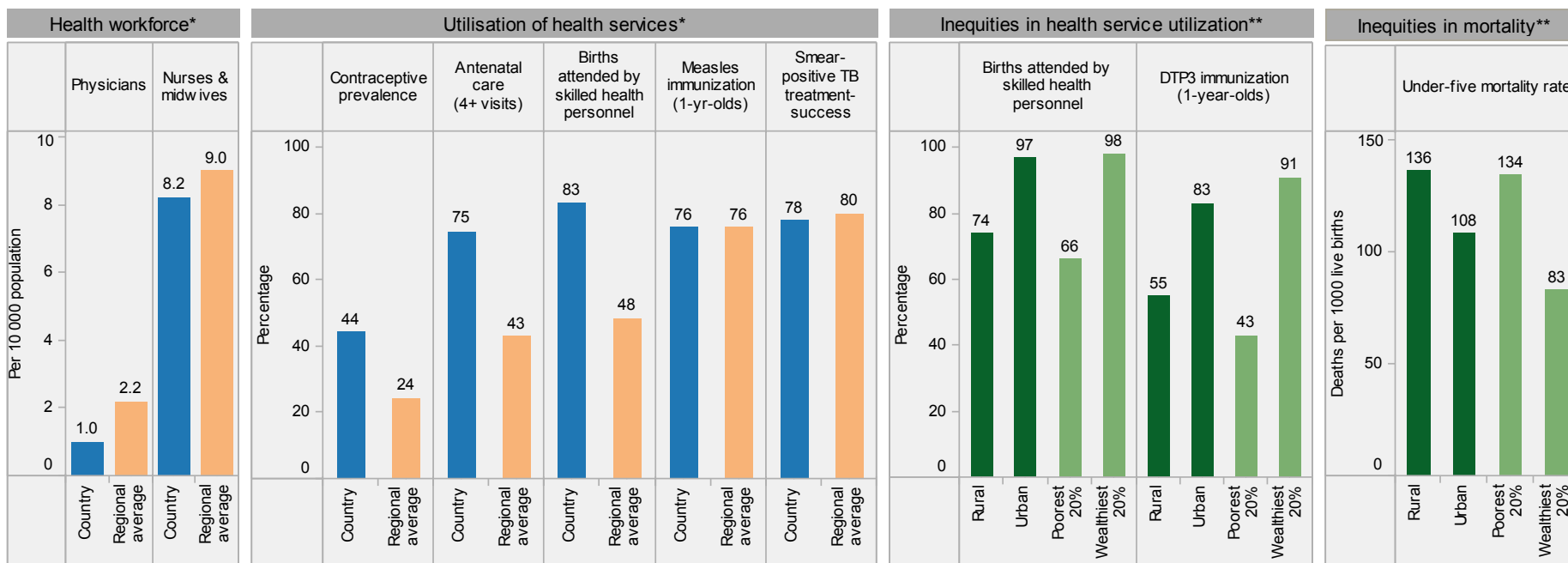
Distribution of causes of deaths in children under-5 (2010)



Under-5 mortality rate



Congo: health profile



Congo is located in the WHO African Region.

* Data refer to latest year available from 2005. For specific years and references, visit the Global Health Observatory at www.who.int/gho.

** For data source and year, see the World Health Statistics 2012.

Population using improved water and sanitation
 + Improved drinking-water sources
 x Improved sanitation facilities

Last update: May 2012.