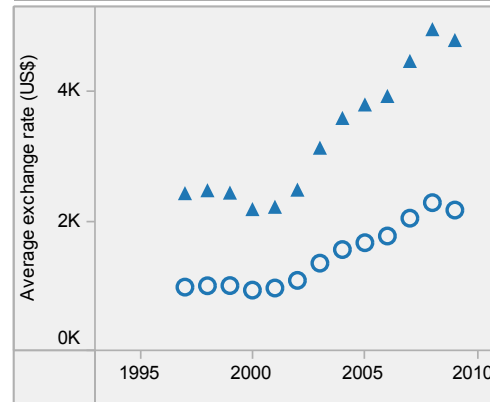


France: health profile

Selected indicators (2009)

		Country	Regional average	Global average	
General	Total population (thousands)	62 343	
	Population living in urban areas (%)	78	70	50	
	Gross national income per capita (PPP int. \$)	33 950	23 530	10 599	
Mortality and burden of disease	Life expectancy at birth (years)	Male	78	71	66
		Female	85	79	71
		Both sexes	81	75	68
	Adult mortality rate (per 1000 adults 15-59 years)	Both sexes	85	146	176
	Under-5 mortality rate (per 1000 live births)	Both sexes	4	13	60
	Maternal mortality ratio* (per 100 000 live births)		8	21	260
	Prevalence of HIV (per 1000 adults 15-49 years)		4	4	8
Prevalence of tuberculosis (per 100 000 population)		7	63	201	

Per capita total expenditure on health



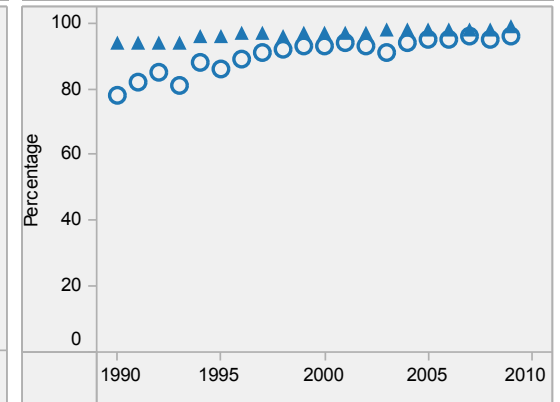
France is located in the WHO European Region.

- ▲ Country
- Regional average

* Data refers to 2008.

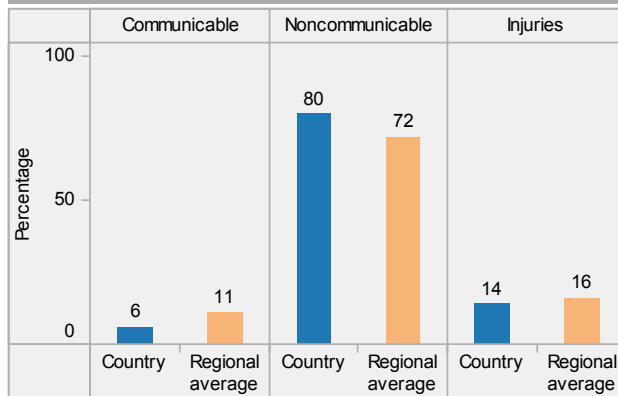
Last update: 4 April 2011.

DTP3 immunization among 1-year-olds

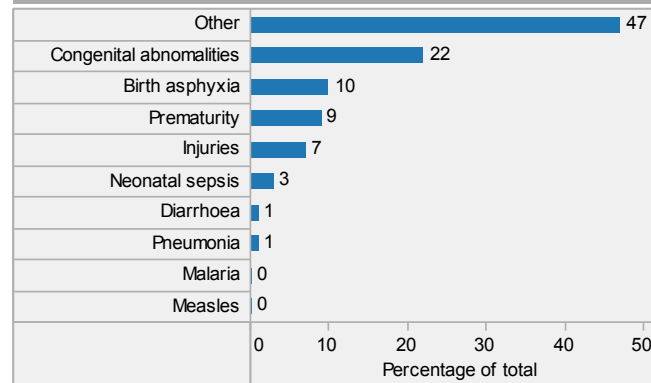


Children aged under-5 stunted

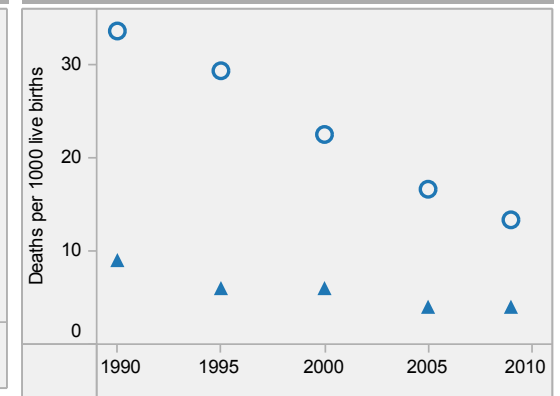
Distribution of years of life lost by causes (2008)



Distribution of causes of deaths in children under-5 (2008)



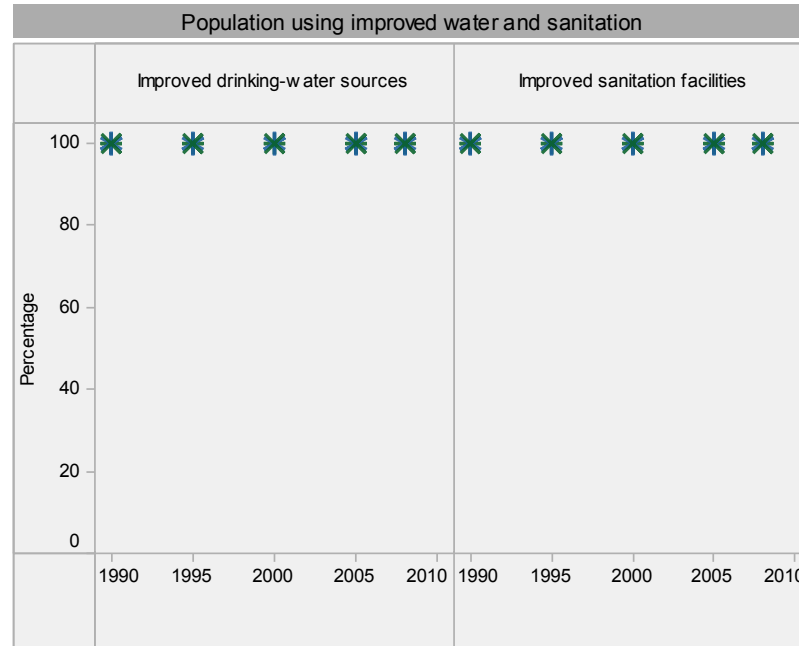
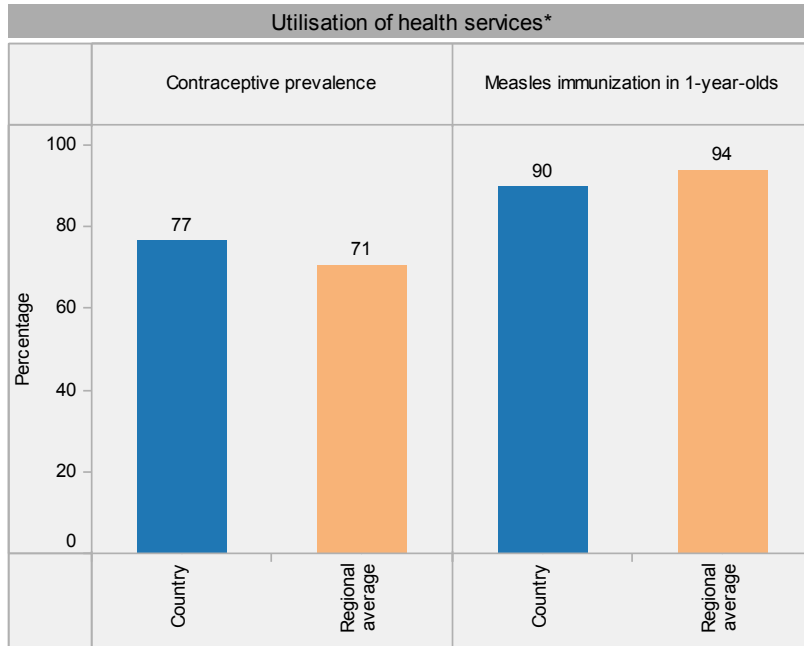
Under-5 mortality rate



France: health profile



France is located in the WHO European Region.

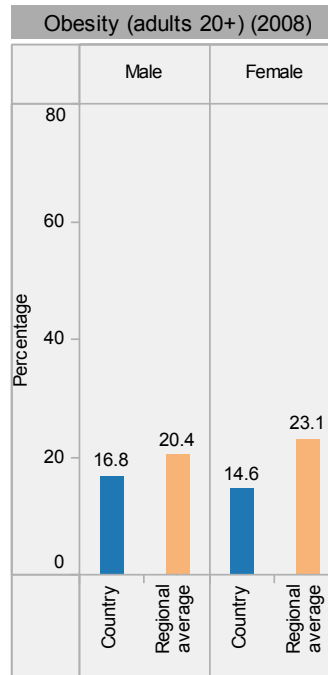
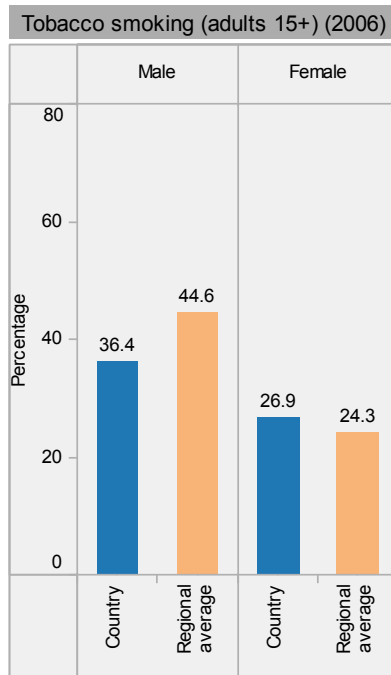
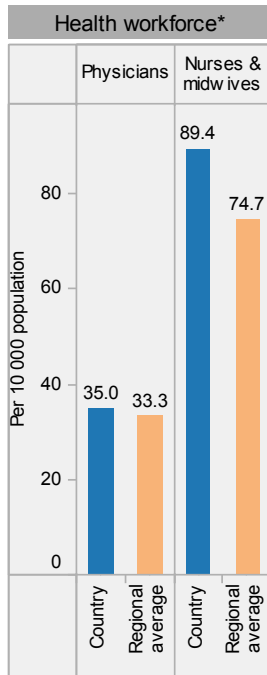


Place of residence
 X Urban
 * Total
 + Rural

* Data refer to latest year available from 2000. For specific years and references, visit the Global Health Observatory at www.who.int/gho.

** For data sources and years, see the World Health Statistics 2011.

Last update: 4 April 2011.



Inequities in health service utilization**

Inequities in mortality**