

# Equatorial Guinea: health profile

Selected indicators (2010)

		Country	Regional average	Global average	
General	Total population (thousands)	700	...	...	
	Population living in urban areas (%)	40	38	50	
	Gross national income per capita (PPP int. \$)	23 760	2 448	10 869	
Mortality and burden of disease	Life expectancy at birth* (years)	Male	53	52	66
		Female	54	56	71
		Both sexes	53	54	68
	Under-five mortality rate (per 1000 live births)	Both sexes	121	119	57
	Adult mortality rate* (probability of dying between 15 and 60 years per 1000 population)	Both sexes	364	383	176
	Maternal mortality ratio (per 100 000 live births)		240	480	210
	Prevalence of HIV* (per 1000 adults aged 15 to 49)		50	47	8
	Prevalence of tuberculosis (per 100 000 population)		121	332	178

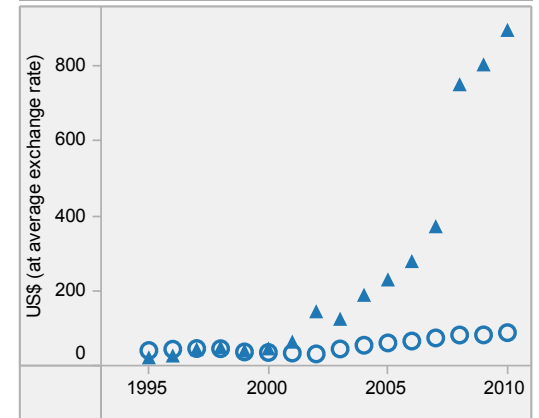
Equatorial Guinea is located in the WHO African Region.

▲ Country  
○ Regional average

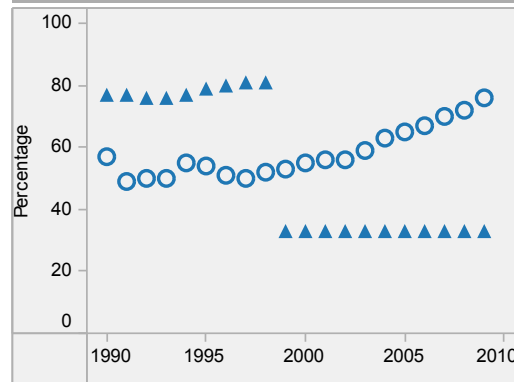
\* Data refers to 2009.

Last update: May 2012.

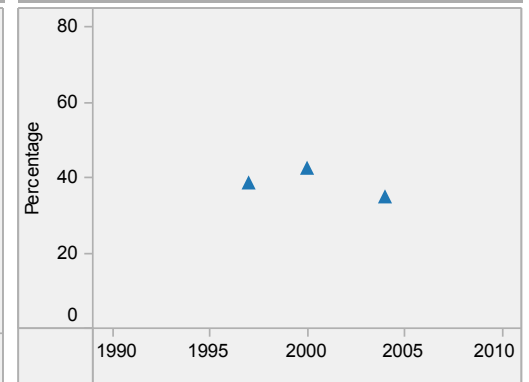
Per capita total expenditure on health



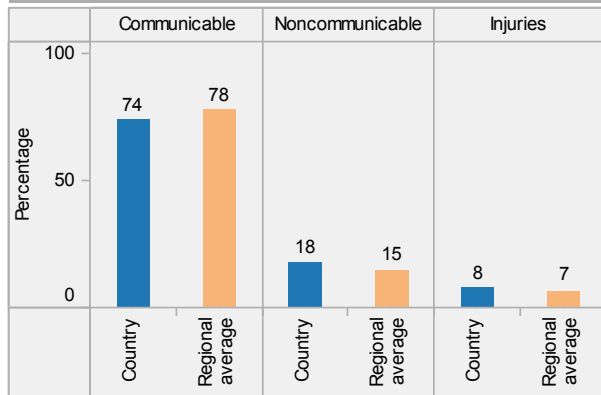
DTP3 immunization among 1-year-olds



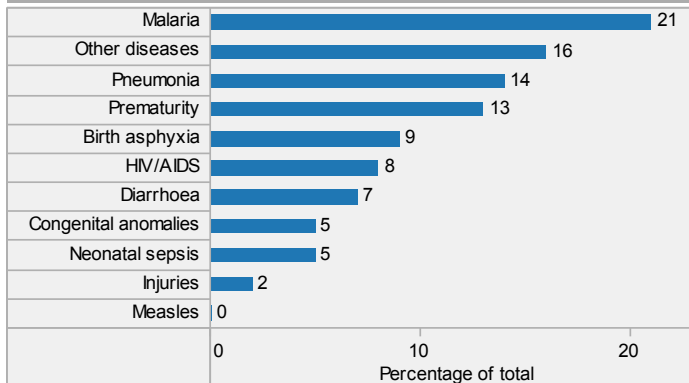
Children aged under-5 stunted



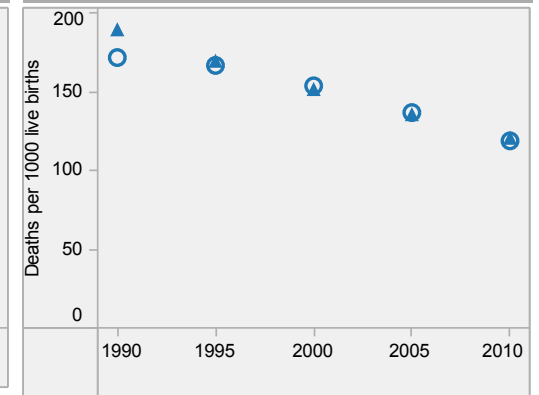
Distribution of years of life lost by causes (2008)



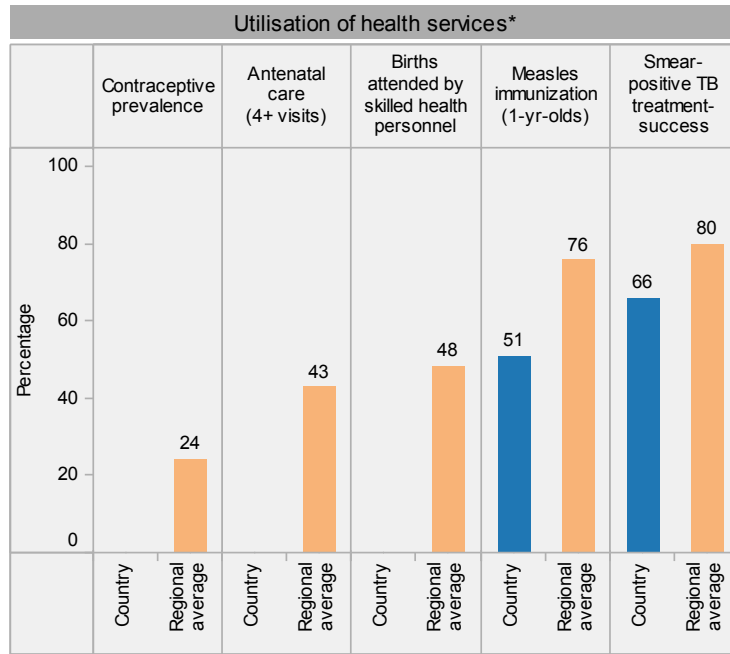
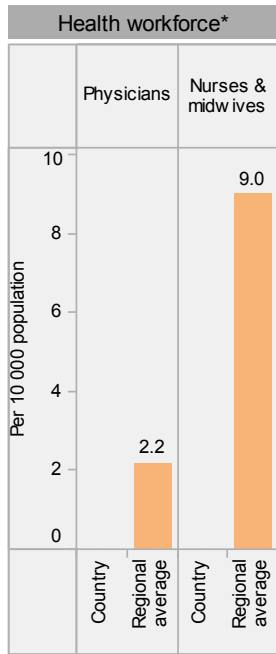
Distribution of causes of deaths in children under-5 (2010)



Under-5 mortality rate

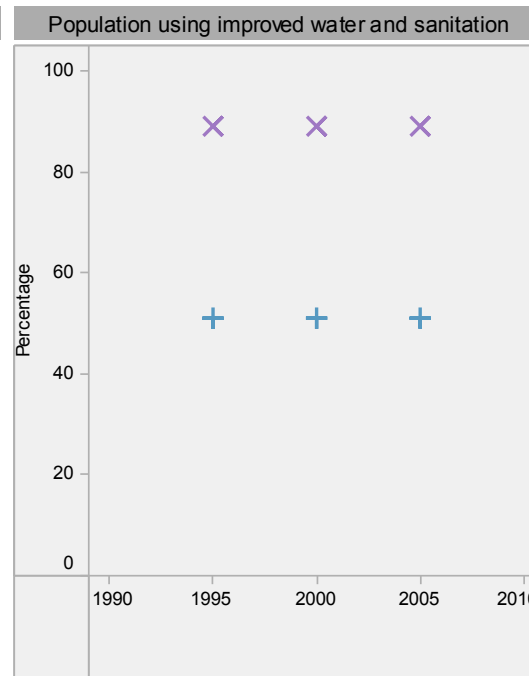
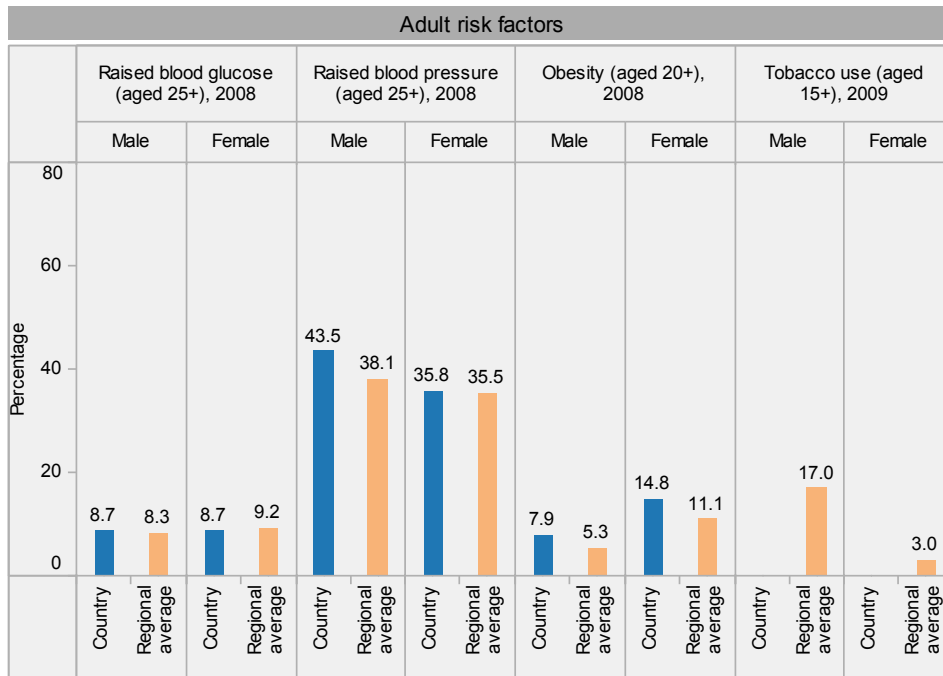


# Equatorial Guinea: health profile



Inequities in health service utilization\*\*

Inequities in mortality\*\*



Equatorial Guinea is located in the WHO African Region.

\* Data refer to latest year available from 2005. For specific years and references, visit the Global Health Observatory at [www.who.int/gho](http://www.who.int/gho).

\*\* For data source and year, see the World Health Statistics 2012.

**Population using improved water and sanitation**  
 + Improved drinking-water sources  
 x Improved sanitation facilities

Last update: May 2012.