

Guyana: health profile

Selected indicators (2010)

| | | Country | Regional average | Global average | |
|---|--|------------|------------------|----------------|-----|
| General | Total population (thousands) | 754 | ... | ... | |
| | Population living in urban areas (%) | 29 | 80 | 50 | |
| | Gross national income per capita (PPP int. \$) | 3 450 | 24 620 | 10 869 | |
| Mortality and burden of disease | Life expectancy at birth* (years) | Male | 64 | 73 | 66 |
| | | Female | 70 | 79 | 71 |
| | | Both sexes | 67 | 76 | 68 |
| | Under-five mortality rate (per 1000 live births) | Both sexes | 30 | 18 | 57 |
| | Adult mortality rate* (probability of dying between 15 and 60 years per 1000 population) | Both sexes | 257 | 125 | 176 |
| | Maternal mortality ratio (per 100 000 live births) | | 280 | 63 | 210 |
| | Prevalence of HIV* (per 1000 adults aged 15 to 49) | | 12 | 5 | 8 |
| Prevalence of tuberculosis (per 100 000 population) | | 115 | 36 | 178 | |

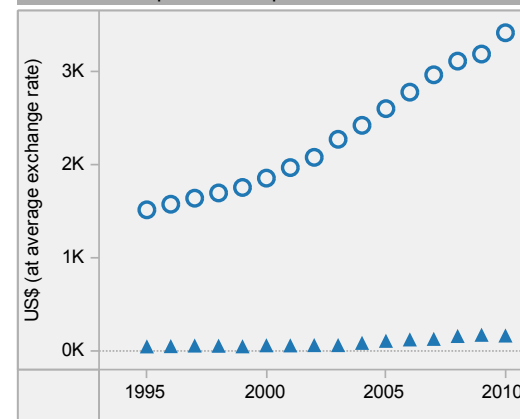
Guyana is located in the WHO Region of the Americas.

- ▲ Country
- Regional average

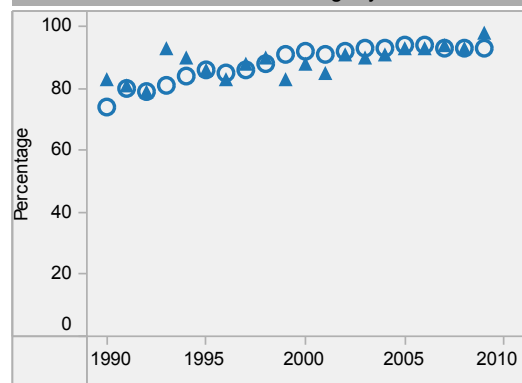
* Data refers to 2009.

Last update: May 2012.

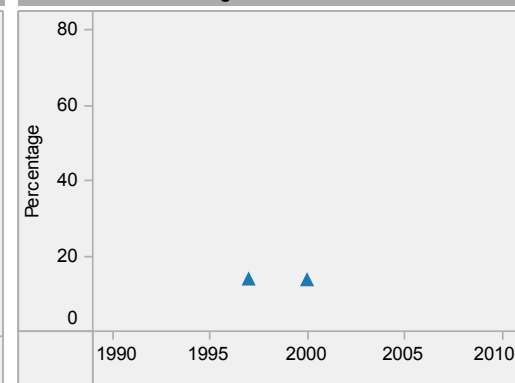
Per capita total expenditure on health



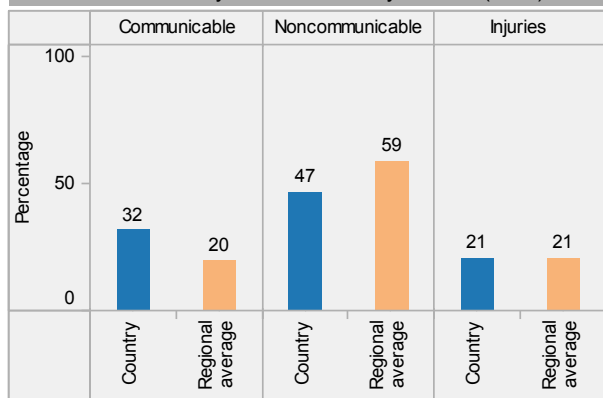
DTP3 immunization among 1-year-olds



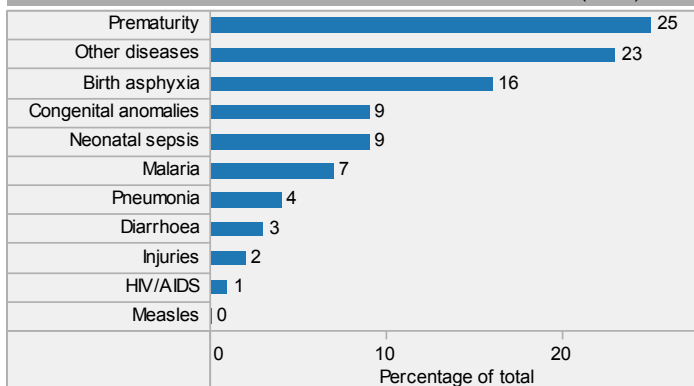
Children aged under-5 stunted



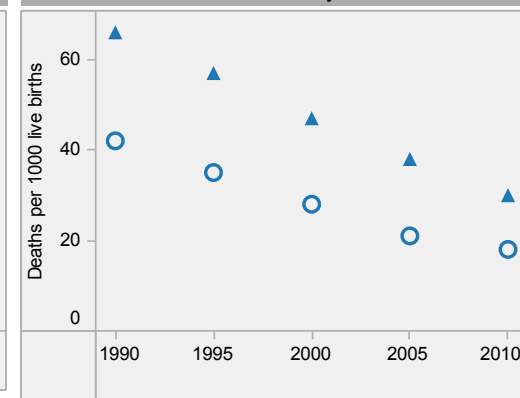
Distribution of years of life lost by causes (2008)



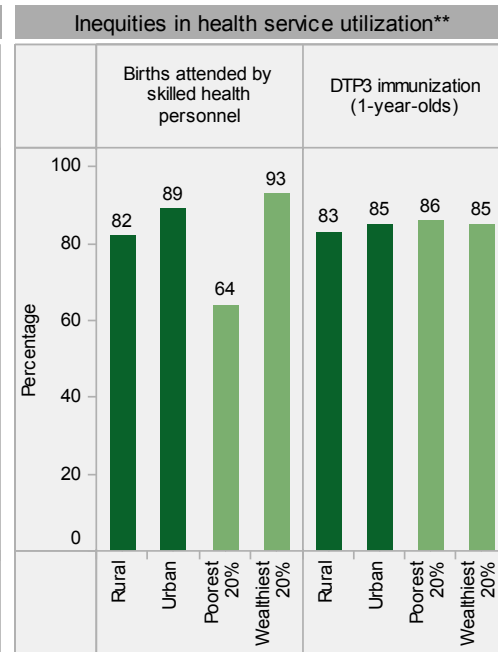
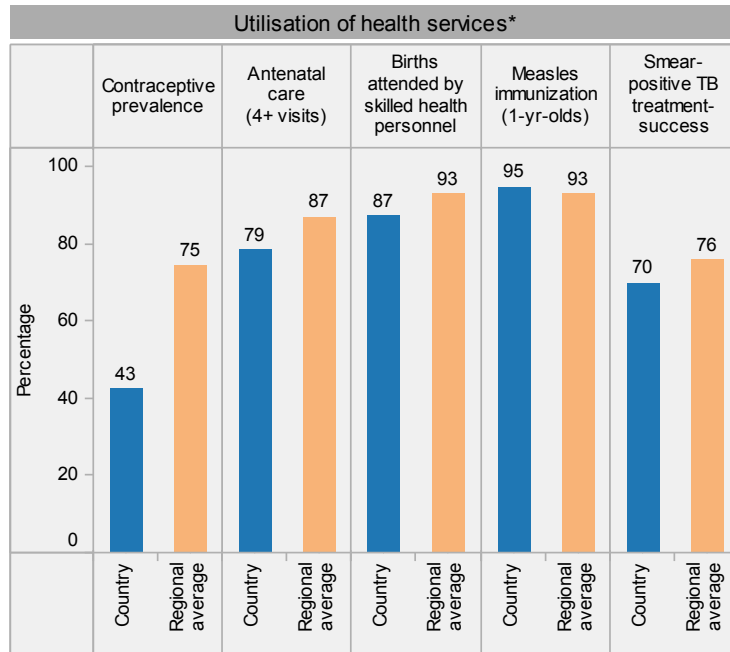
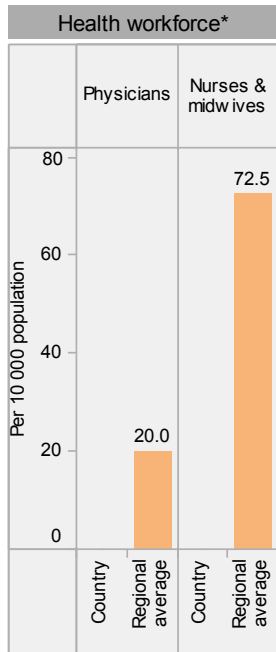
Distribution of causes of deaths in children under-5 (2010)



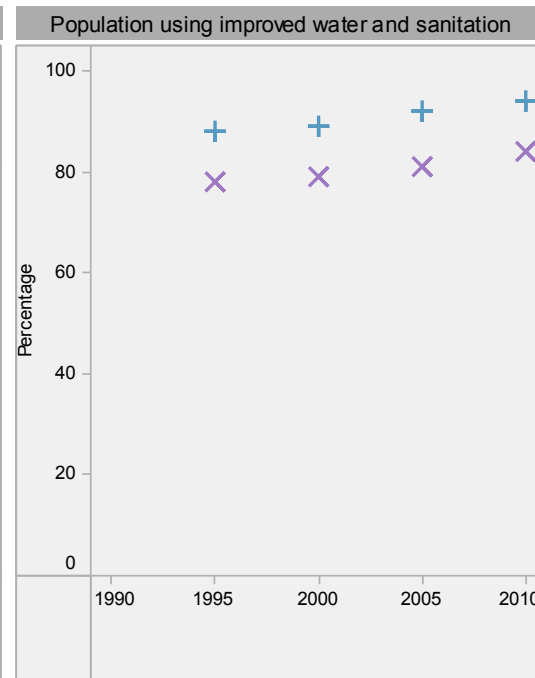
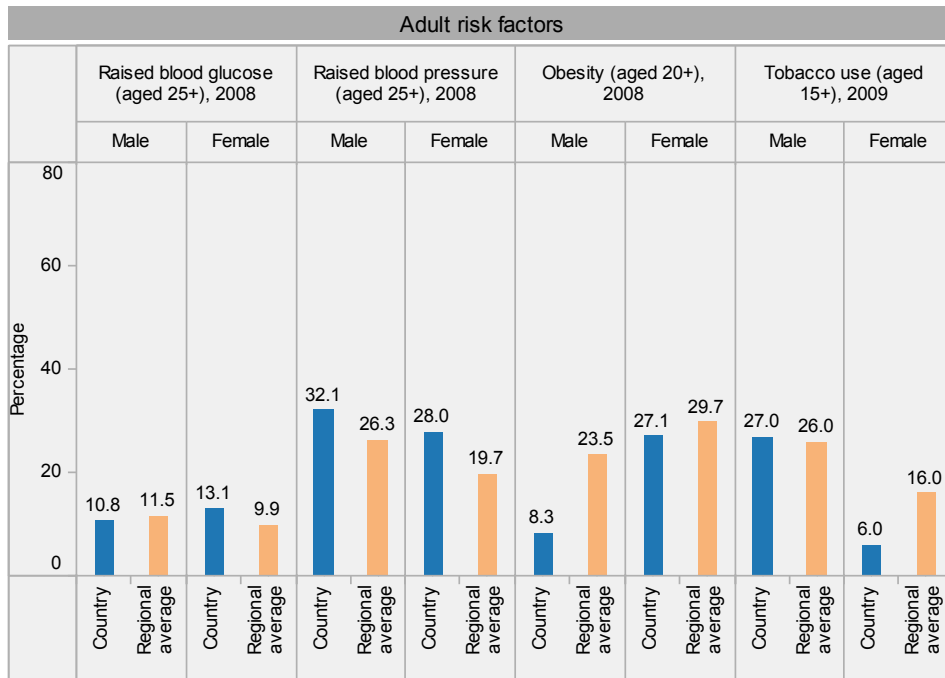
Under-5 mortality rate



Guyana: health profile



Inequities in mortality**



Guyana is located in the WHO Region of the Americas.

* Data refer to latest year available from 2005. For specific years and references, visit the Global Health Observatory at www.who.int/gho.

** For data source and year, see the World Health Statistics 2012.

Population using improved water and sanitation

- + Improved drinking-water sources
- x Improved sanitation facilities

Last update: May 2012.