

Kazakhstan: health profile

Selected indicators (2010)

		Country	Regional average	Global average	
General	Total population (thousands)	16 026	
	Population living in urban areas (%)	59	70	50	
	Gross national income per capita (PPP int. \$)	10 770	24 308	10 869	
Mortality and burden of disease	Life expectancy at birth* (years)	Male	59	71	66
		Female	70	79	71
		Both sexes	64	75	68
	Under-five mortality rate (per 1000 live births)	Both sexes	33	14	57
	Adult mortality rate* (probability of dying between 15 and 60 years per 1000 population)	Both sexes	310	146	176
	Maternal mortality ratio (per 100 000 live births)		51	20	210
	Prevalence of HIV* (per 1000 adults aged 15 to 49)		1	4	8
	Prevalence of tuberculosis (per 100 000 population)		198	63	178

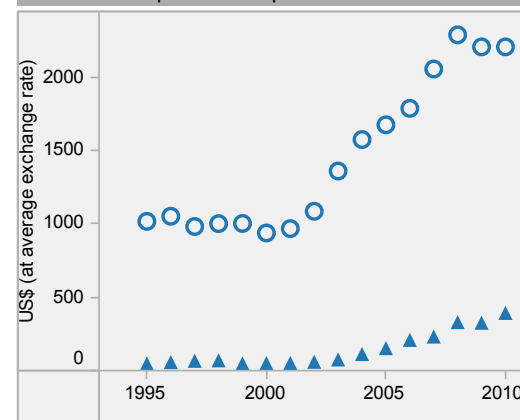
Kazakhstan is located in the WHO European Region.

▲ Country
○ Regional average

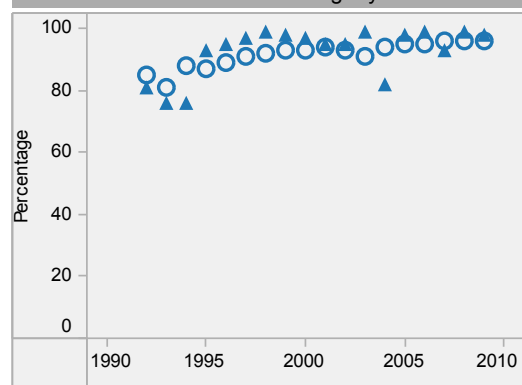
* Data refers to 2009.

Last update: May 2012.

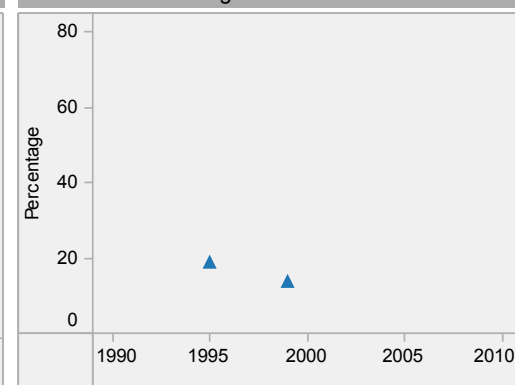
Per capita total expenditure on health



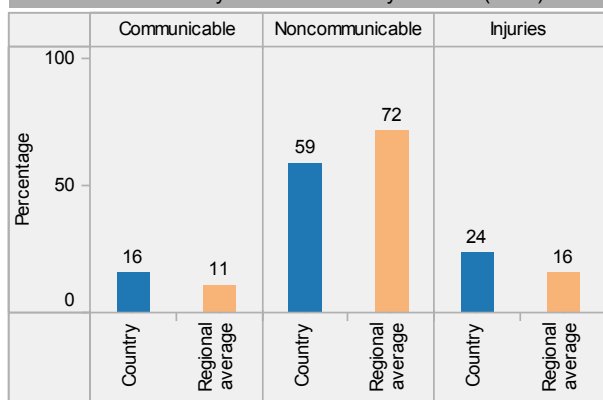
DTP3 immunization among 1-year-olds



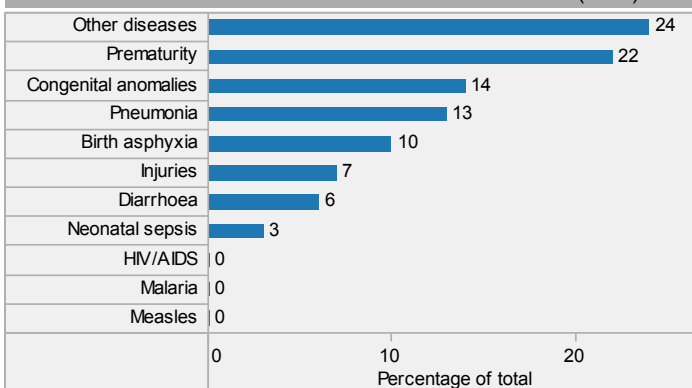
Children aged under-5 stunted



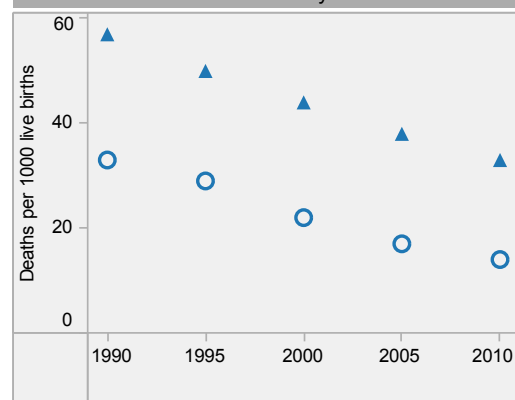
Distribution of years of life lost by causes (2008)



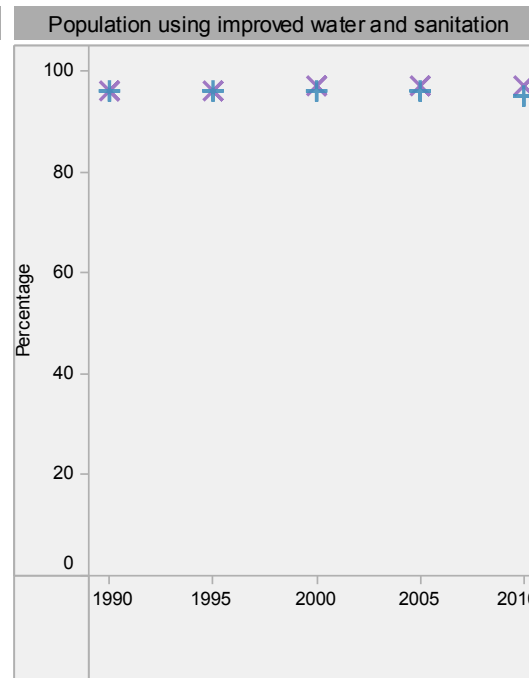
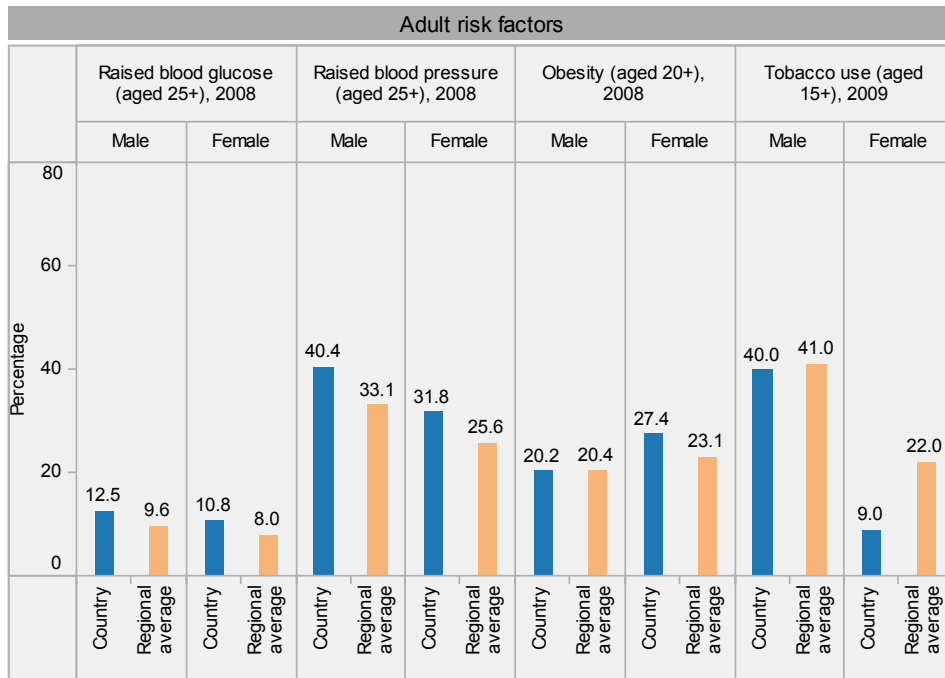
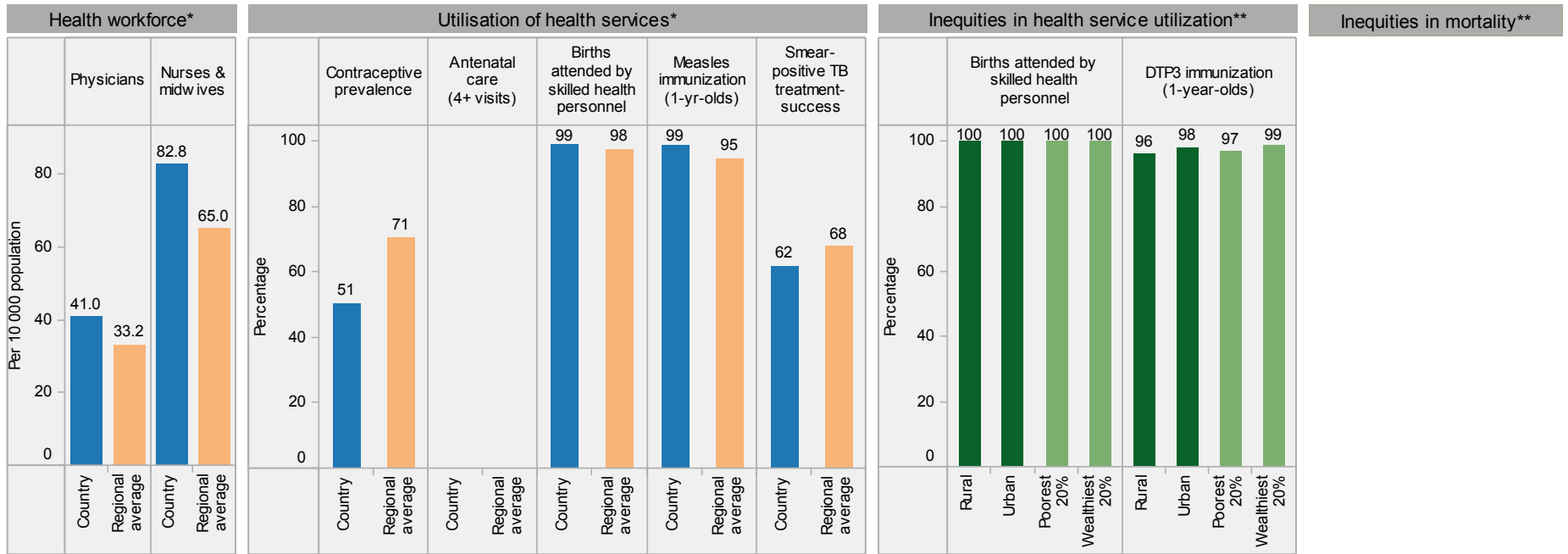
Distribution of causes of deaths in children under-5 (2010)



Under-5 mortality rate



Kazakhstan: health profile



Kazakhstan is located in the WHO European Region.

* Data refer to latest year available from 2005. For specific years and references, visit the Global Health Observatory at www.who.int/gho.

** For data source and year, see the World Health Statistics 2012.

Population using improved water and sanitation
 + Improved drinking-water sources
 × Improved sanitation facilities

Last update: May 2012.