

Libya: health profile

Selected indicators (2010)

		Country	Regional average	Global average		
General	Total population (thousands)	6 355		
	Population living in urban areas (%)	78	50	50		
Mortality and burden of disease	Life expectancy at birth* (years)	Male	70	64	66	
		Female	75	67	71	
		Both sexes	72	66	68	
	Under-five mortality rate (per 1000 live births)	Both sexes	17	68	57	
		Adult mortality rate* (probability of dying between 15 and 60 years per 1000 population)	Both sexes	142	188	176
		Maternal mortality ratio (per 100 000 live births)	58	250	210	
Prevalence of tuberculosis (per 100 000 population)		53	173	178		

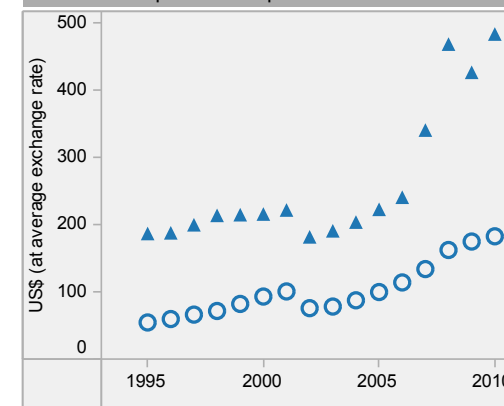
Libya is located in the WHO Eastern Mediterranean Region.

▲ Country
○ Regional average

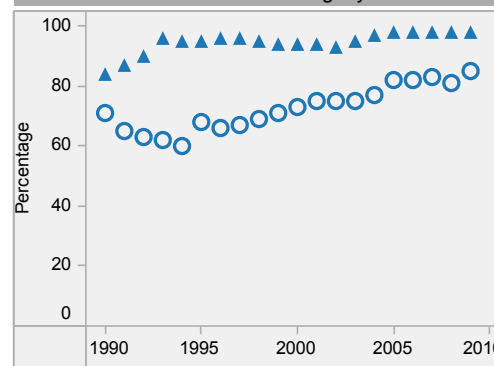
* Data refers to 2009.

Last update: May 2012.

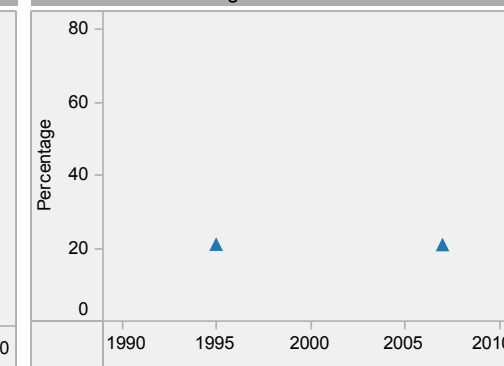
Per capita total expenditure on health



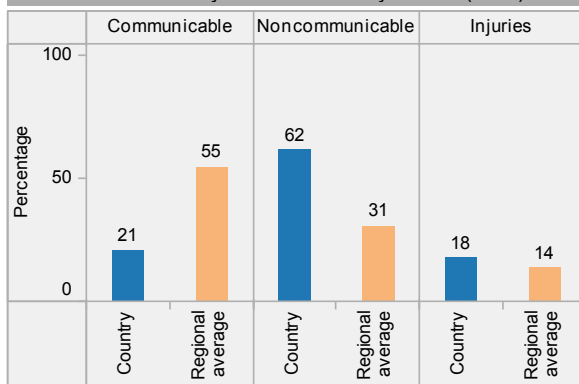
DTP3 immunization among 1-year-olds



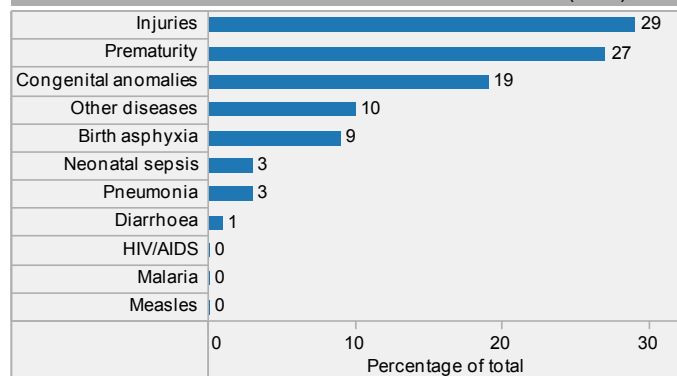
Children aged under-5 stunted



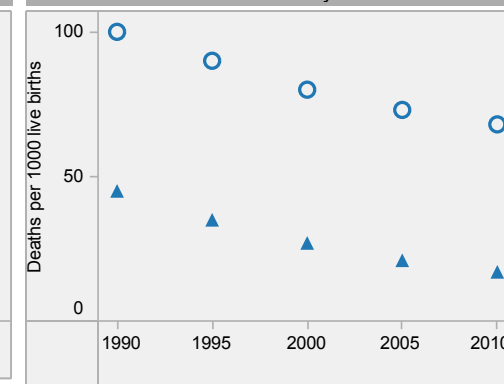
Distribution of years of life lost by causes (2008)



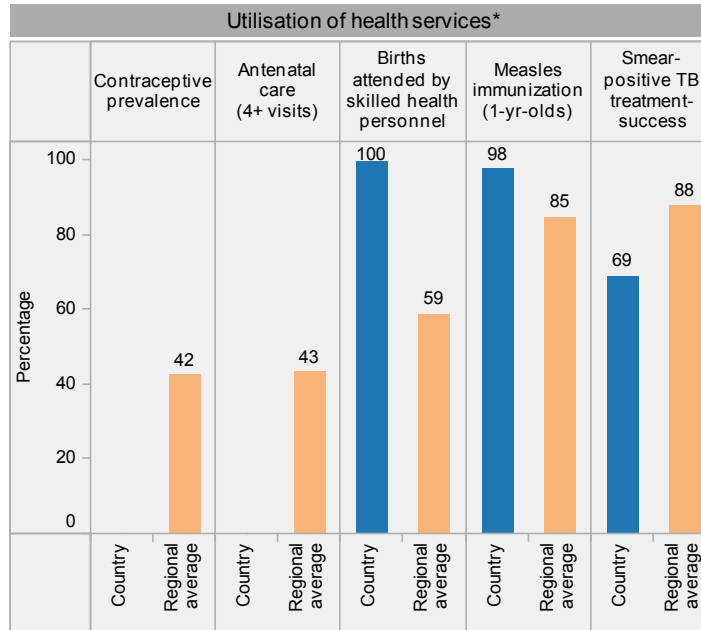
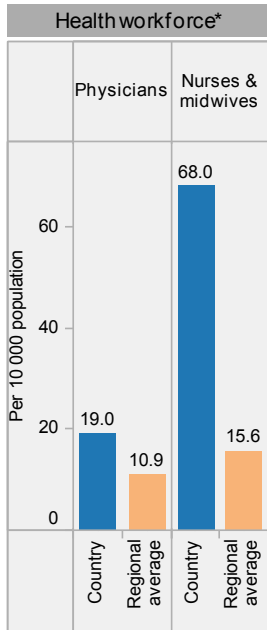
Distribution of causes of deaths in children under-5 (2010)



Under-5 mortality rate

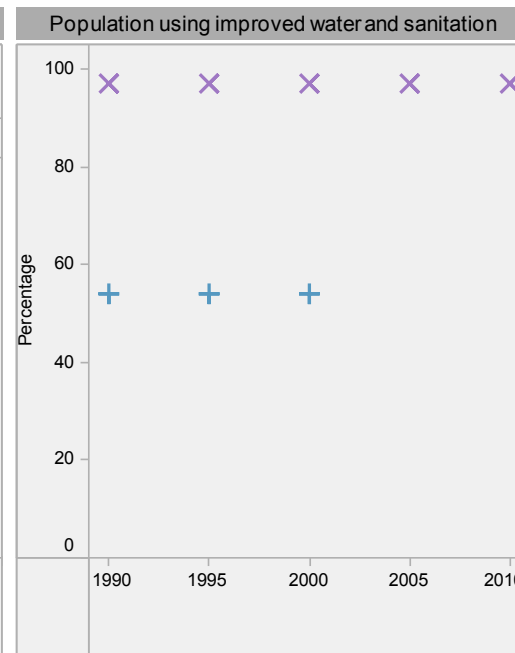
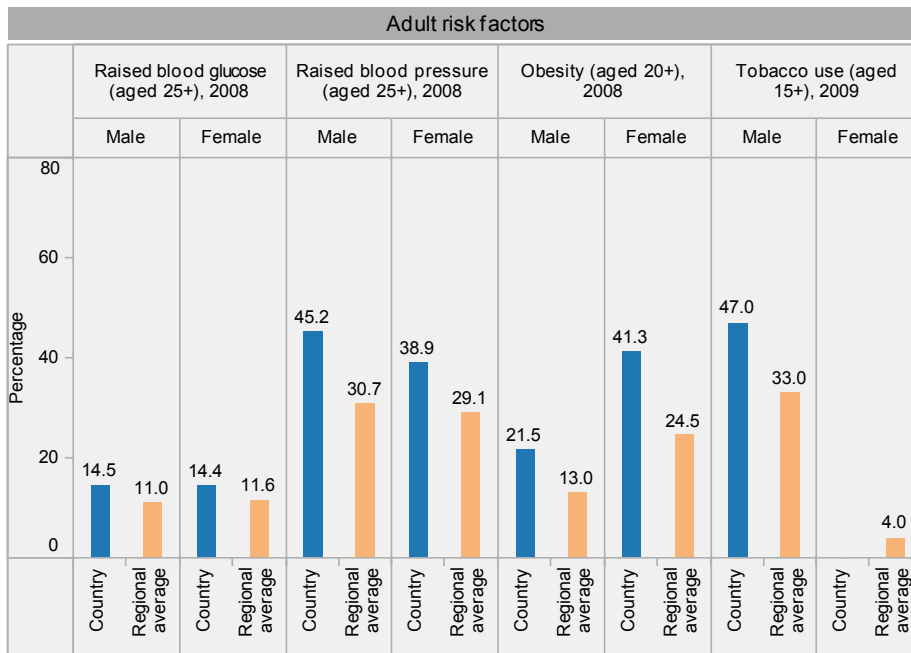


Libya: health profile



Inequities in health service utilization**

Inequities in mortality**



Libya is located in the WHO Eastern Mediterranean Region.

* Data refer to latest year available from 2005. For specific years and references, visit the Global Health Observatory at www.who.int/gho.

** For data source and year, see the World Health Statistics 2012.

Population using improved water and sanitation

- + Improved drinking-water sources
- × Improved sanitation facilities

Last update: May 2012.