

# Niue: health profile

Selected indicators (2010)

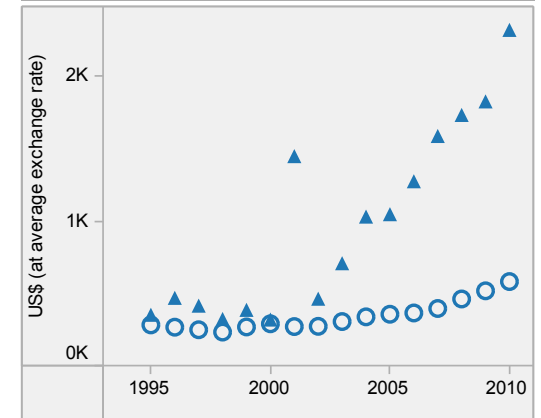
		Country	Regional average	Global average	
General	Total population (thousands)	1	...	...	
	Population living in urban areas (%)	38	50	50	
Mortality and burden of disease	Life expectancy at birth* (years)	Male	66	72	66
		Female	80	77	71
		Both sexes	72	75	68
	Under-five mortality rate (per 1000 live births)	Both sexes	22	19	57
	Adult mortality rate* (probability of dying between 15 and 60 years per 1000 population)	Both sexes	175	116	176
	Prevalence of tuberculosis (per 100 000 population)	0	139	178	

Niue is located in the WHO Western Pacific Region.

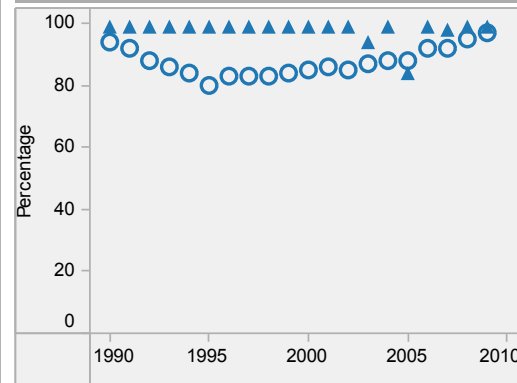
▲ Country  
○ Regional average  
\* Data refers to 2009.

Last update: May 2012.

Per capita total expenditure on health

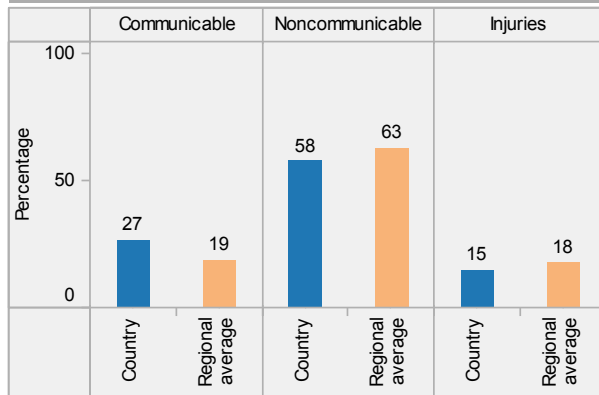


DTP3 immunization among 1-year-olds



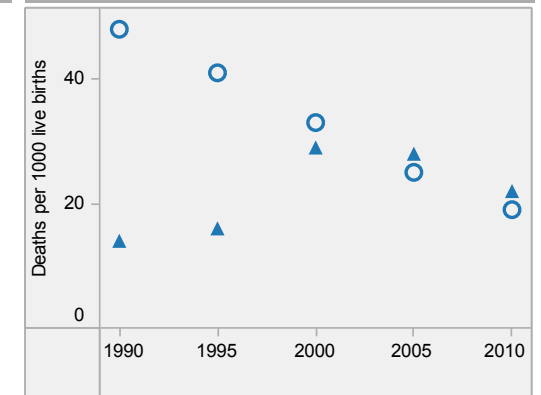
Children aged under-5 stunted

Distribution of years of life lost by causes (2008)

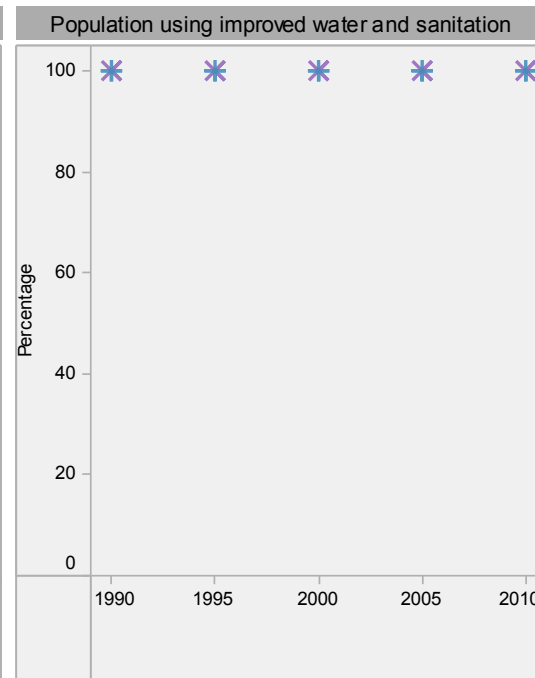
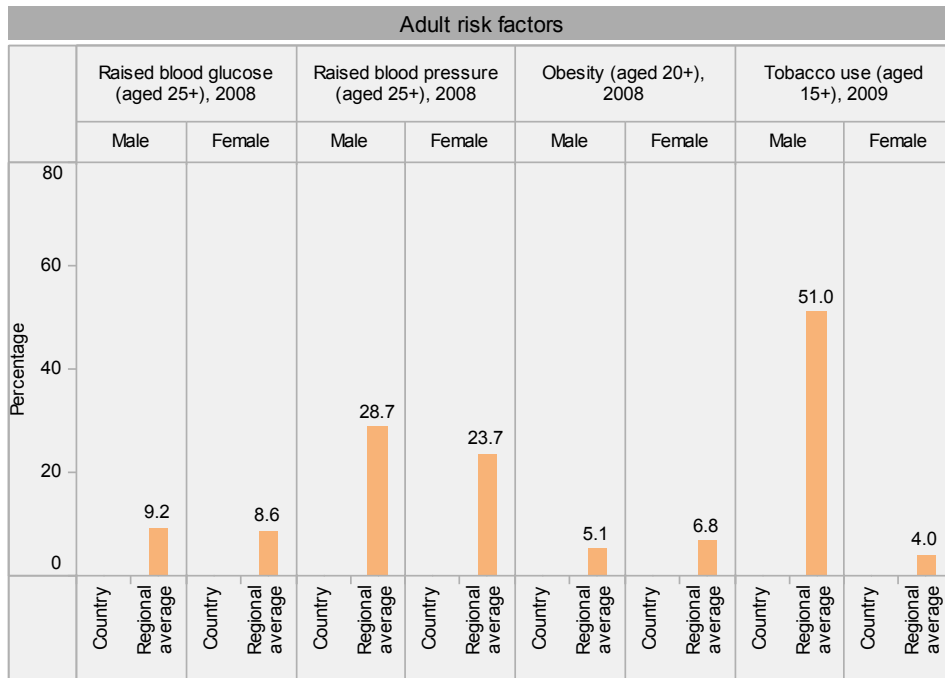
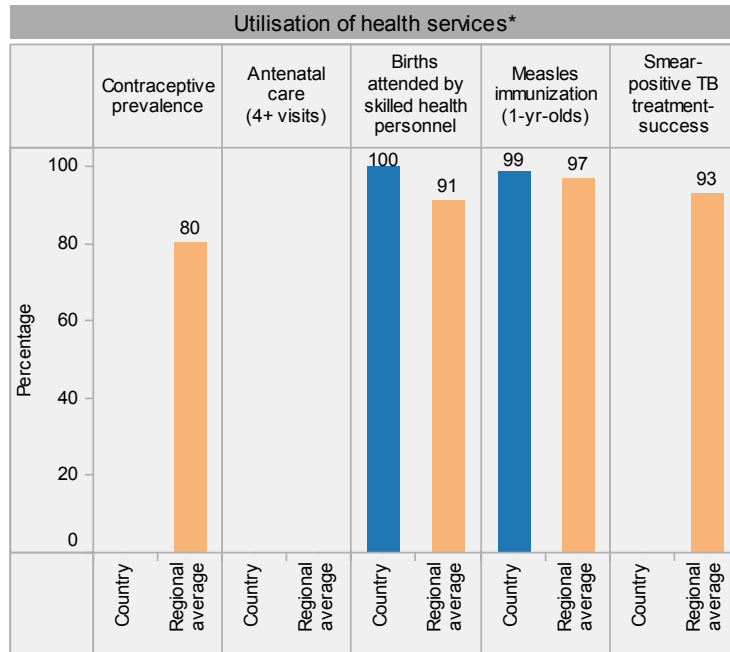
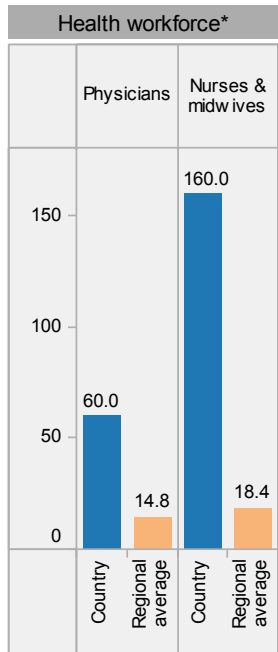


Distribution of causes of deaths in children under-5 (2010)

Under-5 mortality rate



# Niue: health profile



Niue is located in the WHO Western Pacific Region.

\* Data refer to latest year available from 2005. For specific years and references, visit the Global Health Observatory at [www.who.int/gho](http://www.who.int/gho).

\*\* For data source and year, see the World Health Statistics 2012.

**Population using improved water and sanitation**

- ⊕ Improved drinking-water sources
- ⊗ Improved sanitation facilities

Last update: May 2012.