

# San Marino: health profile

Selected indicators (2010)

		Country	Regional average	Global average	
General	Total population (thousands)	32	...	...	
	Population living in urban areas (%)	94	70	50	
Mortality and burden of disease	Life expectancy at birth* (years)	Male	82	71	66
		Female	85	79	71
		Both sexes	83	75	68
	Under-five mortality rate (per 1000 live births)	Both sexes	2	14	57
	Adult mortality rate* (probability of dying between 15 and 60 years per 1000 population)	Both sexes	53	146	176
Prevalence of tuberculosis (per 100 000 population)		0	63	178	

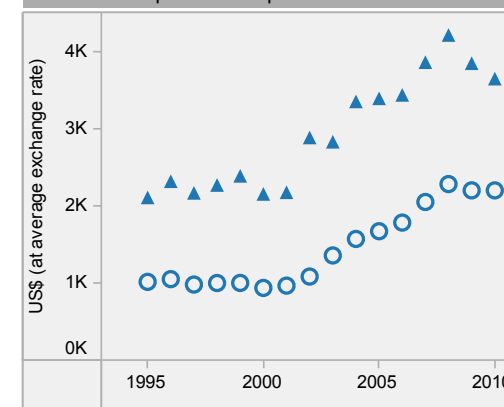
San Marino is located in the WHO European Region.

▲ Country  
○ Regional average

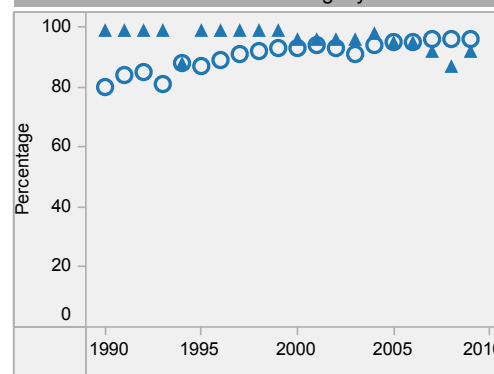
\* Data refers to 2009.

Last update: May 2012.

Per capita total expenditure on health

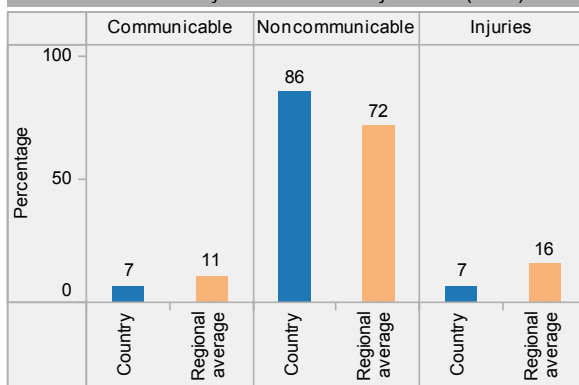


DTP3 immunization among 1-year-olds

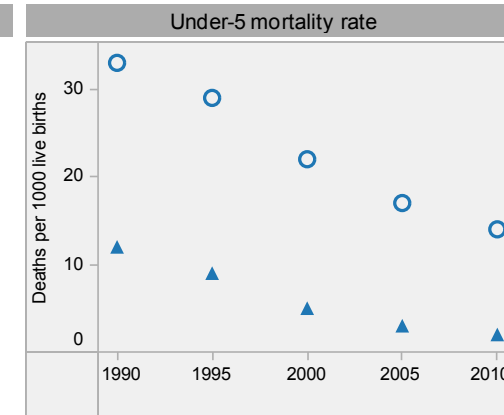


Children aged under-5 stunted

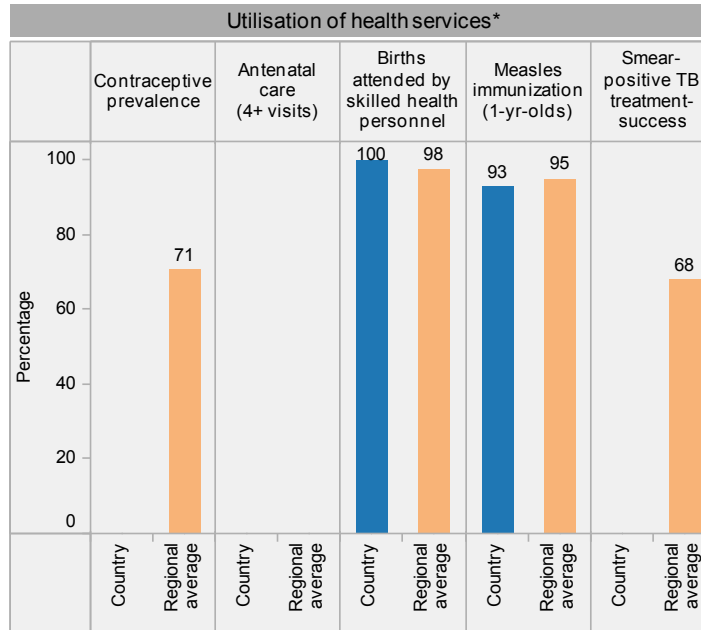
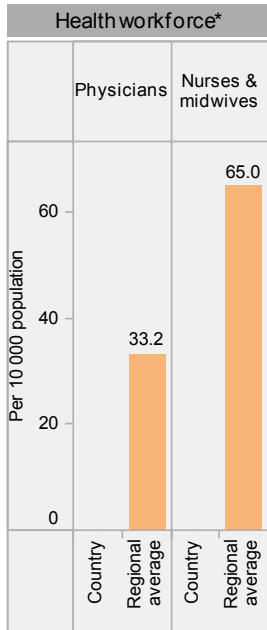
Distribution of years of life lost by causes (2008)



Distribution of causes of deaths in children under-5 (2010)

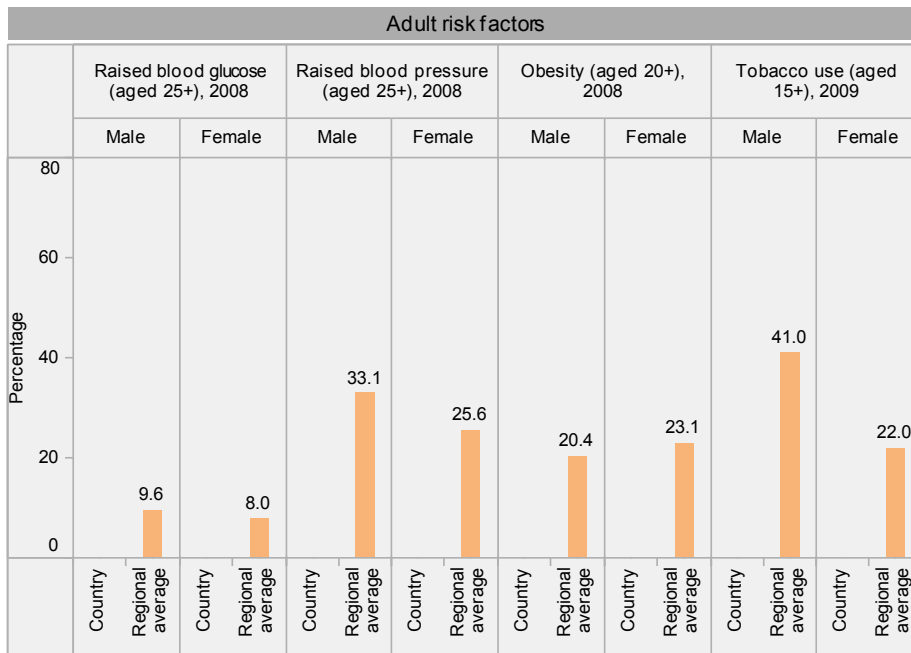


# San Marino: health profile



### Inequities in health service utilization\*\*

### Inequities in mortality\*\*



### Population using improved water and sanitation

San Marino is located in the WHO European Region.

\* Data refer to latest year available from 2005. For specific years and references, visit the Global Health Observatory at [www.who.int/gho](http://www.who.int/gho).

\*\* For data source and year, see the World Health Statistics 2012.

Last update: May 2012.