

# Syrian Arab Republic: health profile

Selected indicators (2010)

		Country	Regional average	Global average	
General	Total population (thousands)	20 411	...	...	
	Population living in urban areas (%)	56	50	50	
	Gross national income per capita (PPP int. \$)	5 120	3 720	10 869	
Mortality and burden of disease	Life expectancy at birth* (y years)	Male	71	64	66
		Female	76	67	71
		Both sexes	74	66	68
	Under-five mortality rate (per 1000 live births)	Both sexes	16	68	57
	Adult mortality rate* (probability of dying between 15 and 60 years per 1000 population)	Both sexes	127	188	176
	Maternal mortality ratio (per 100 000 live births)		70	250	210
	Prevalence of tuberculosis (per 100 000 population)	23	173	178	

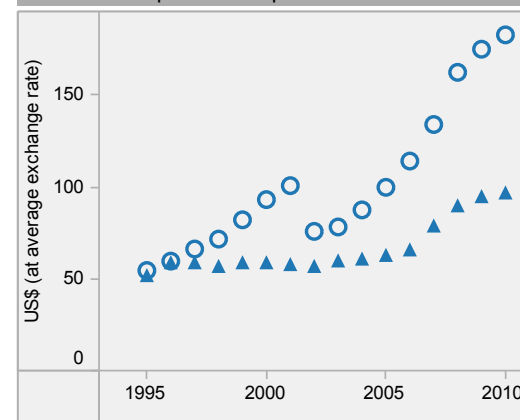
Syrian Arab Republic is located in the WHO Eastern Mediterranean Region.

▲ Country  
○ Regional average

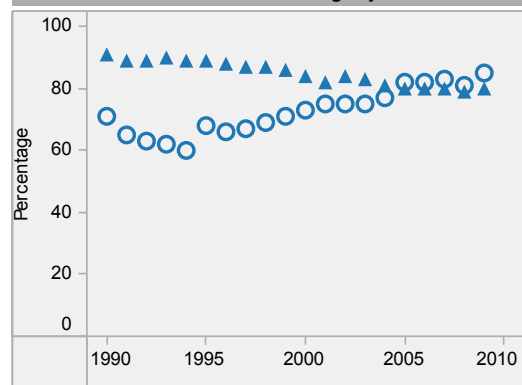
\* Data refers to 2009.

Last update: May 2012.

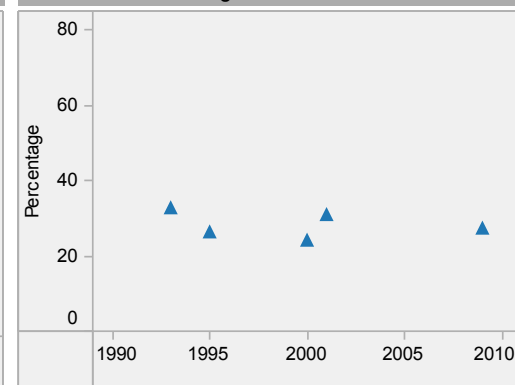
Per capita total expenditure on health



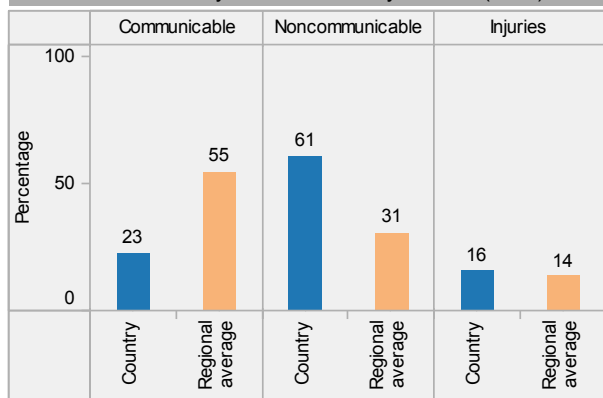
DTP3 immunization among 1-year-olds



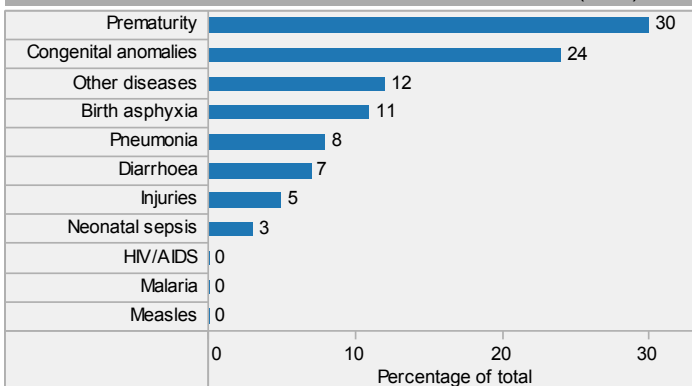
Children aged under-5 stunted



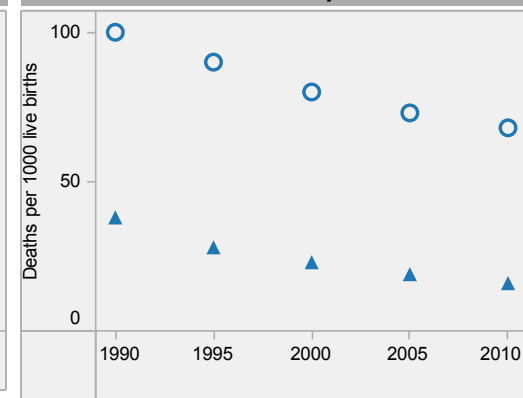
Distribution of years of life lost by causes (2008)



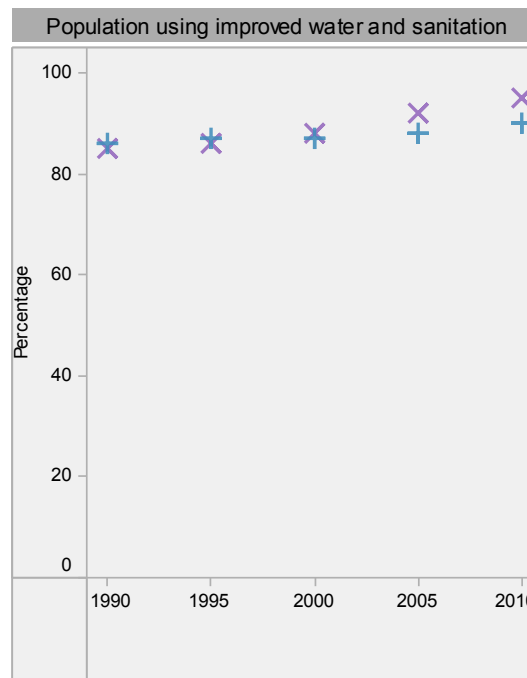
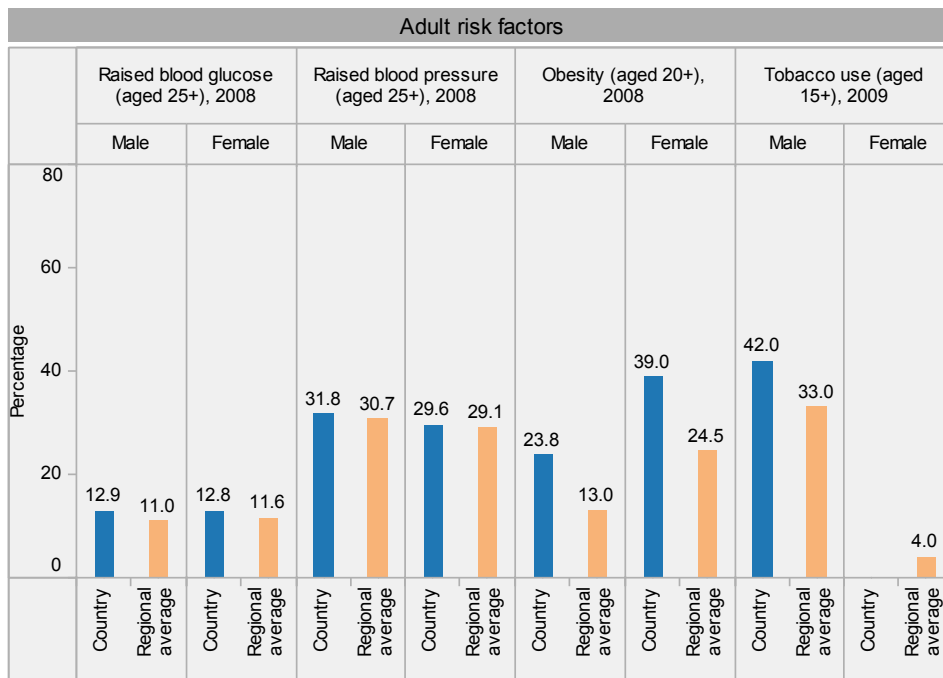
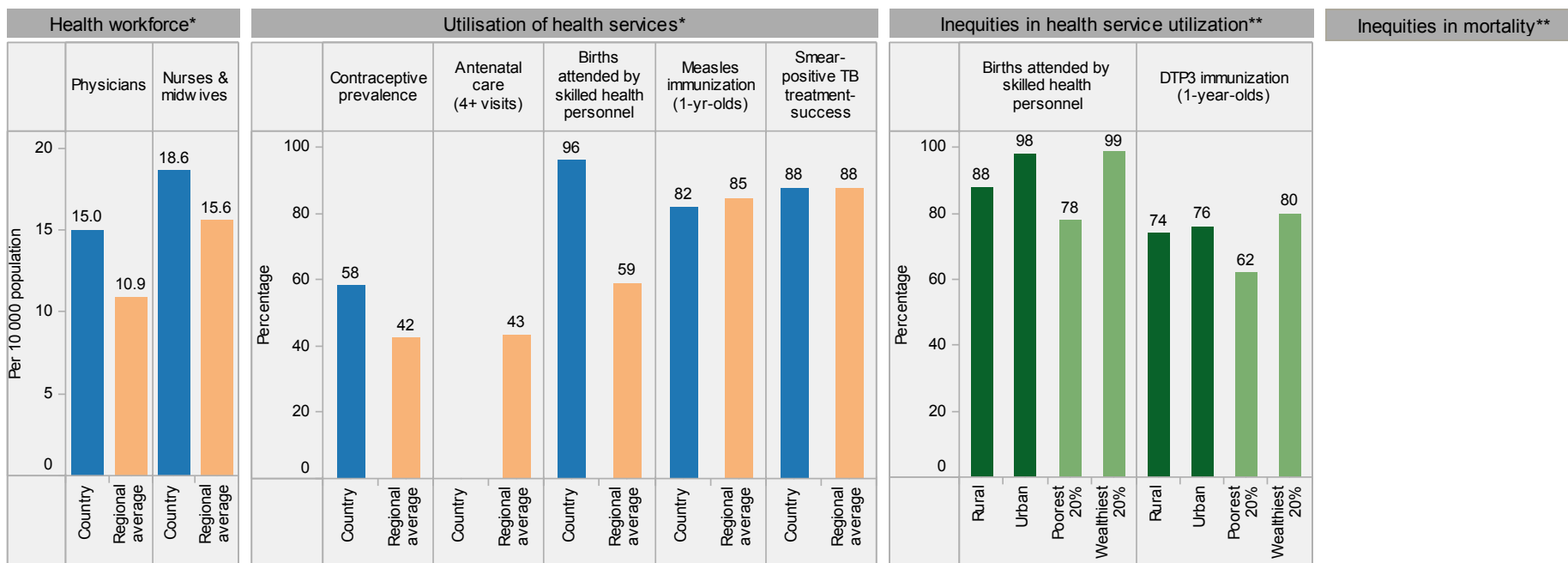
Distribution of causes of deaths in children under-5 (2010)



Under-5 mortality rate



# Syrian Arab Republic: health profile



Syrian Arab Republic is located in the WHO Eastern Mediterranean Region.

\* Data refer to latest year available from 2005. For specific years and references, visit the Global Health Observatory at [www.who.int/gho](http://www.who.int/gho).

\*\* For data source and year, see the World Health Statistics 2012.

**Population using improved water and sanitation**  
 + Improved drinking-water sources  
 x Improved sanitation facilities

Last update: May 2012.