

# Tajikistan: health profile

## Selected indicators (2010)

		Country	Regional average	Global average	
General	Total population (thousands)	6 879	...	...	
	Population living in urban areas (%)	26	70	50	
	Gross national income per capita (PPP int. \$)	2 140	24 308	10 869	
Mortality and burden of disease	Life expectancy at birth* (years)	Male	66	71	66
		Female	69	79	71
		Both sexes	68	75	68
	Under-five mortality rate (per 1000 live births)	Both sexes	63	14	57
	Adult mortality rate* (probability of dying between 15 and 60 years per 1000 population)	Both sexes	171	146	176
	Maternal mortality ratio (per 100 000 live births)		65	20	210
	Prevalence of HIV* (per 1000 adults aged 15 to 49)		2	4	8
Prevalence of tuberculosis (per 100 000 population)		382	63	178	

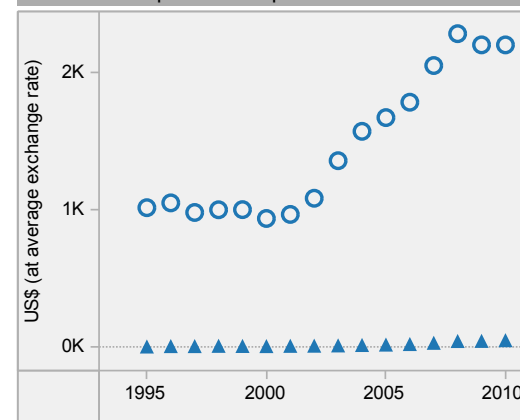
Tajikistan is located in the WHO European Region.

▲ Country  
○ Regional average

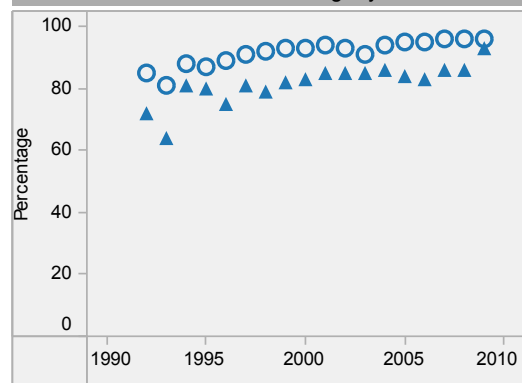
\* Data refers to 2009.

Last update: May 2012.

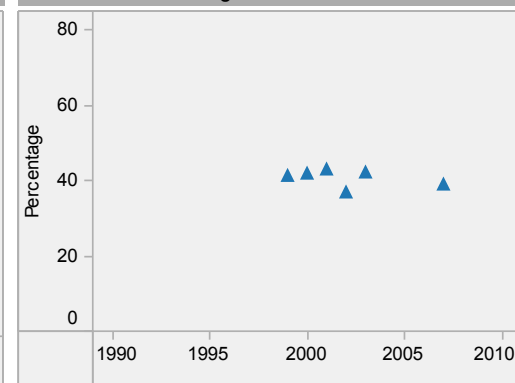
## Per capita total expenditure on health



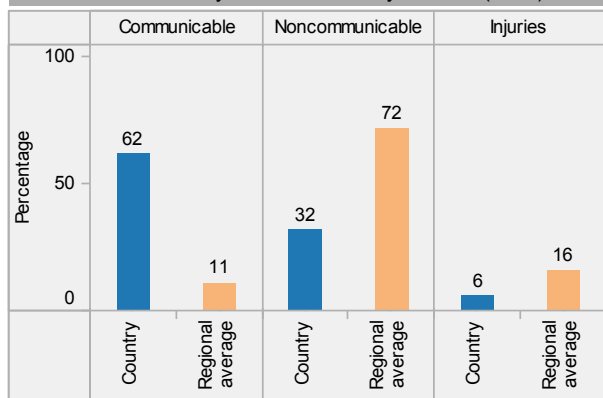
## DTP3 immunization among 1-year-olds



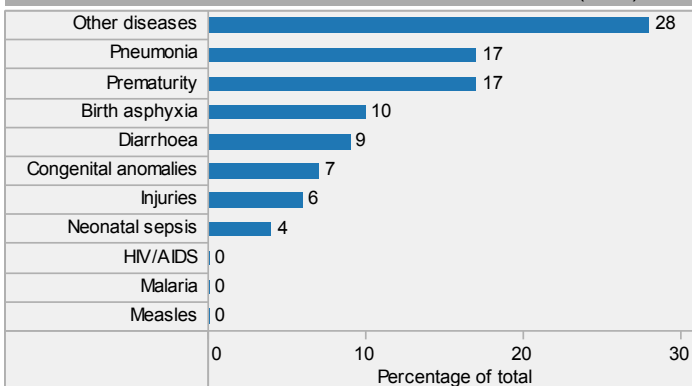
## Children aged under-5 stunted



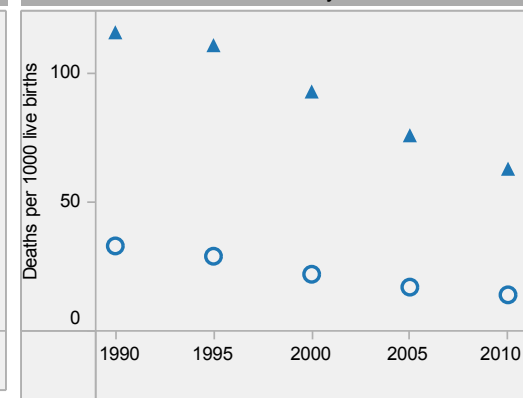
## Distribution of years of life lost by causes (2008)



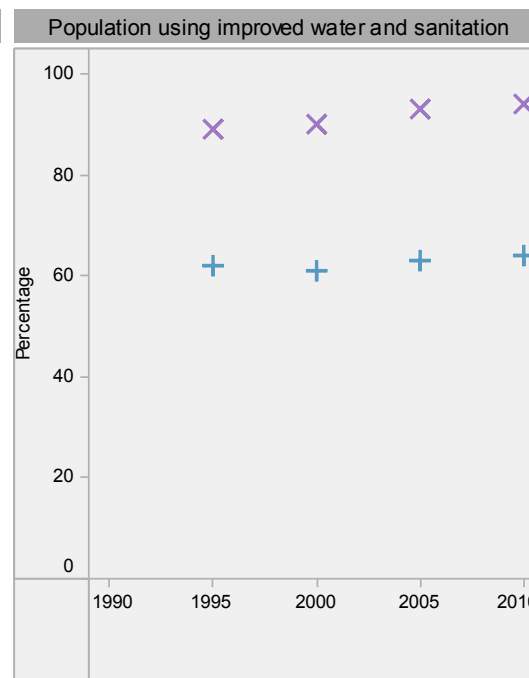
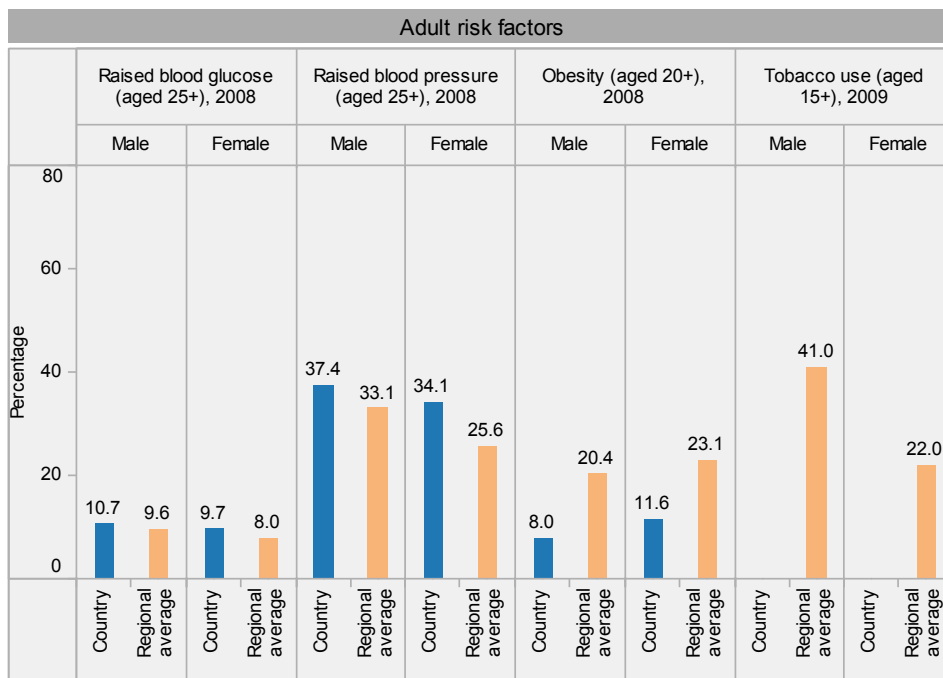
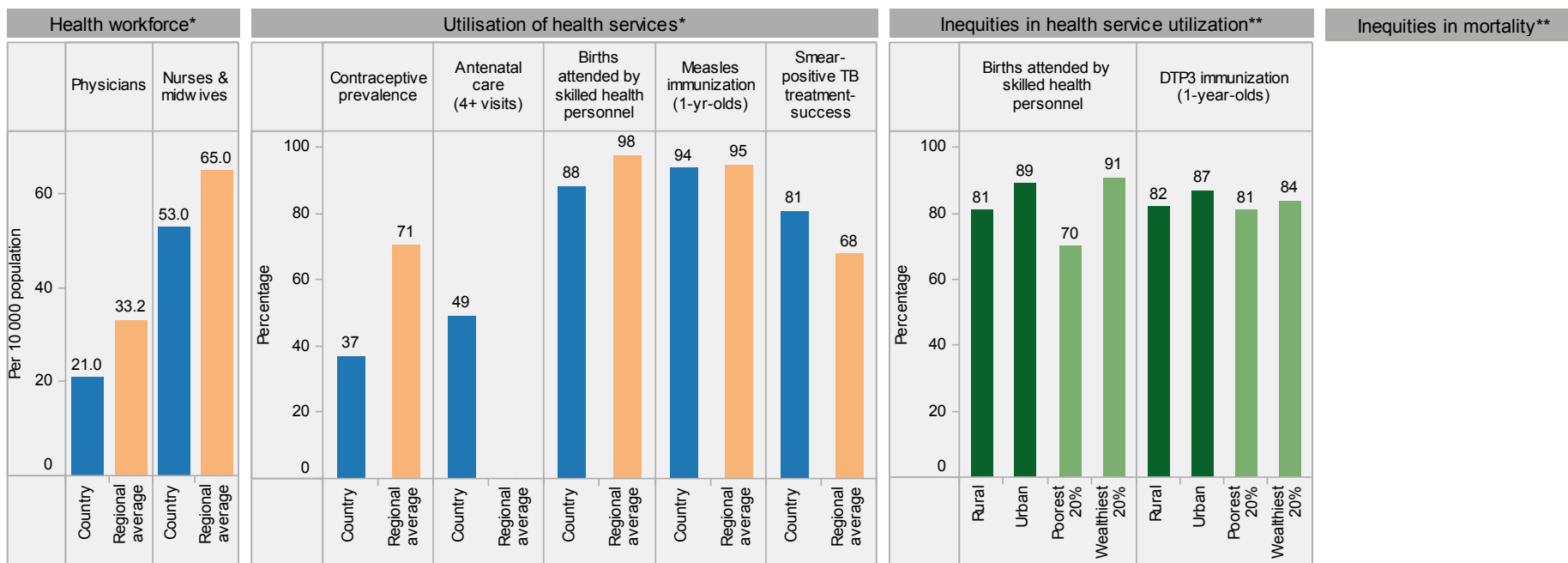
## Distribution of causes of deaths in children under-5 (2010)



## Under-5 mortality rate



# Tajikistan: health profile



Tajikistan is located in the WHO European Region.

\* Data refer to latest year available from 2005. For specific years and references, visit the Global Health Observatory at [www.who.int/gho](http://www.who.int/gho).

\*\* For data source and year, see the World Health Statistics 2012.

**Population using improved water and sanitation**  
 + Improved drinking-water sources  
 X Improved sanitation facilities

Last update: May 2012.