

Tonga: health profile

Selected indicators (2010)

		Country	Regional average	Global average	
General	Total population (thousands)	104	
	Population living in urban areas (%)	23	50	50	
	Gross national income per capita (PPP int. \$)	4 580	10 218	10 869	
Mortality and burden of disease	Life expectancy at birth* (years)	Male	72	72	66
		Female	70	77	71
		Both sexes	71	75	68
	Under-five mortality rate (per 1000 live births)	Both sexes	16	19	57
	Adult mortality rate* (probability of dying between 15 and 60 years per 1000 population)	Both sexes	187	116	176
	Maternal mortality ratio (per 100 000 live births)		110	49	210
	Prevalence of tuberculosis (per 100 000 population)	29	139	178	

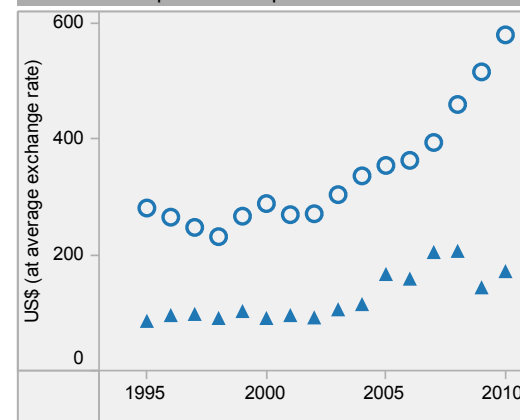
Tonga is located in the WHO Western Pacific Region.

▲ Country
○ Regional average

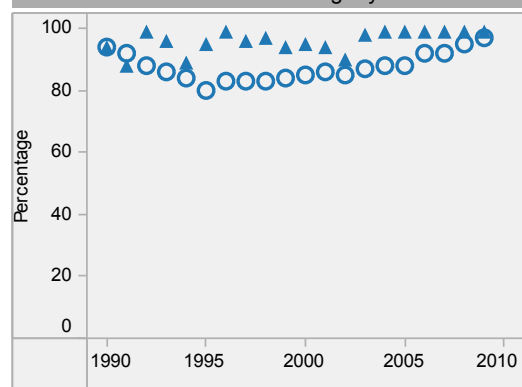
* Data refers to 2009.

Last update: May 2012.

Per capita total expenditure on health

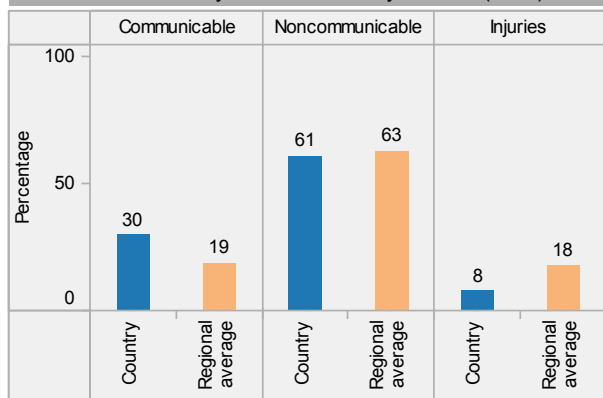


DTP3 immunization among 1-year-olds

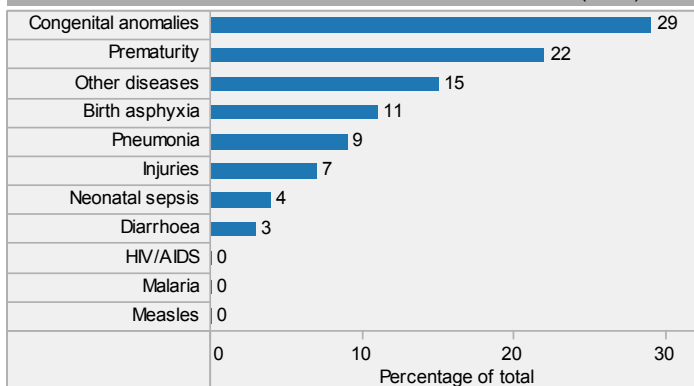


Children aged under-5 stunted

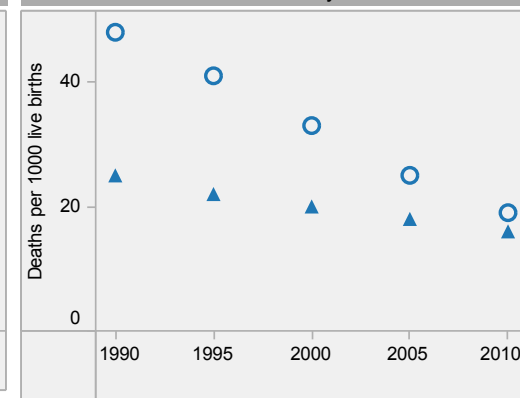
Distribution of years of life lost by causes (2008)



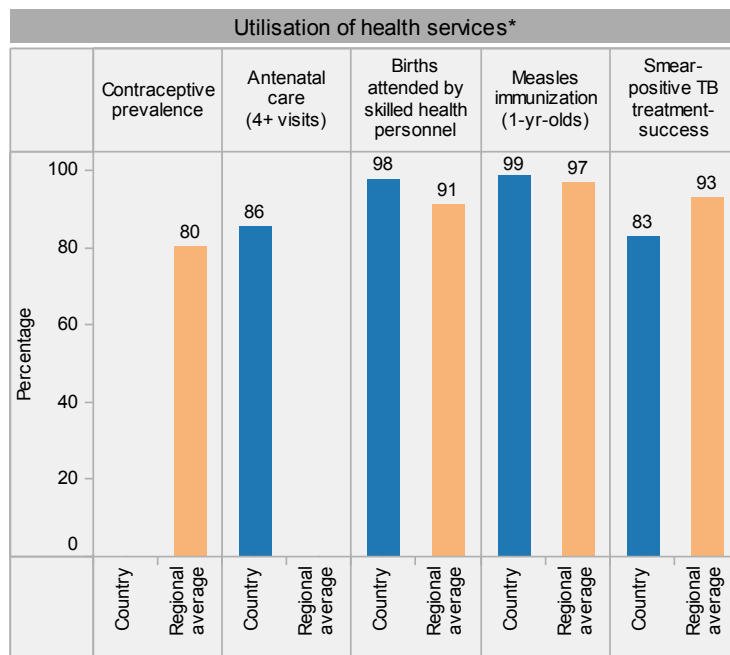
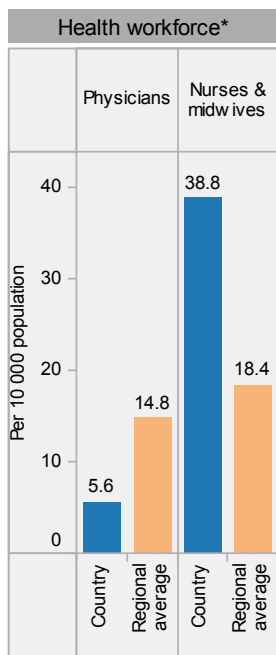
Distribution of causes of deaths in children under-5 (2010)



Under-5 mortality rate

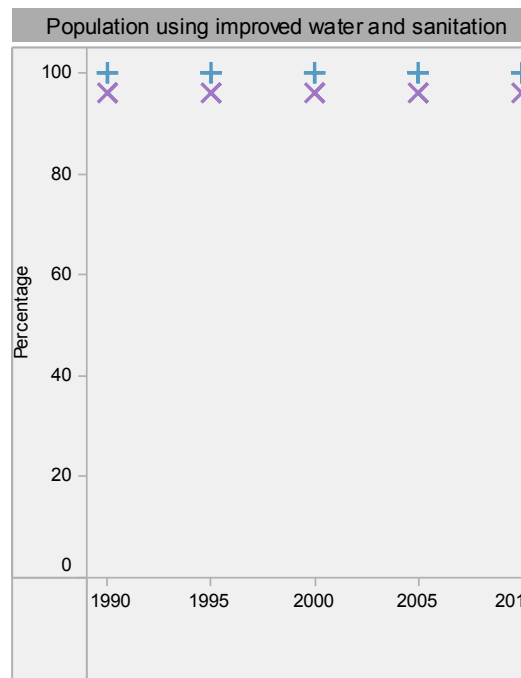
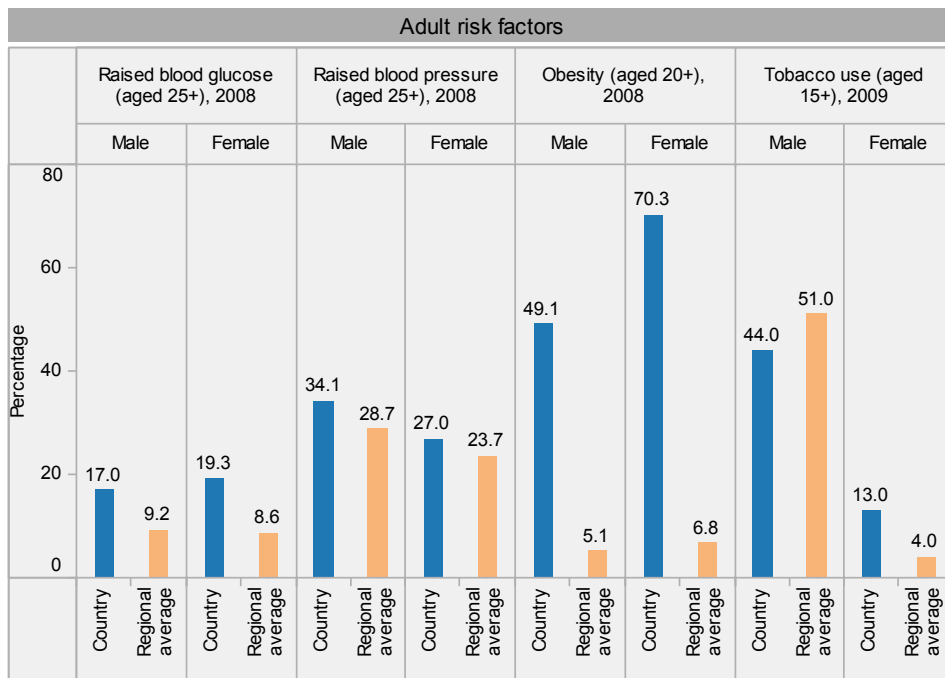


Tonga: health profile



Inequities in health service utilization**

Inequities in mortality**



Tonga is located in the WHO Western Pacific Region.

* Data refer to latest year available from 2005. For specific years and references, visit the Global Health Observatory at www.who.int/gho.

** For data source and year, see the World Health Statistics 2012.

Population using improved water and sanitation

- + Improved drinking-water sources
- × Improved sanitation facilities

Last update: May 2012.