

Tunisia: health profile

Selected indicators (2010)

		Country	Regional average	Global average	
General	Total population (thousands)	10 481	
	Population living in urban areas (%)	67	50	50	
	Gross national income per capita (PPP int. \$)	9 060	3 720	10 869	
Mortality and burden of disease	Life expectancy at birth* (years)	Male	73	64	66
		Female	77	67	71
		Both sexes	75	66	68
	Under-five mortality rate (per 1000 live births)	Both sexes	16	68	57
	Adult mortality rate* (probability of dying between 15 and 60 years per 1000 population)	Both sexes	100	188	176
	Maternal mortality ratio (per 100 000 live births)		56	250	210
	Prevalence of HIV** (per 1000 adults aged 15 to 49)		1	2	8
Prevalence of tuberculosis (per 100 000 population)		31	173	178	

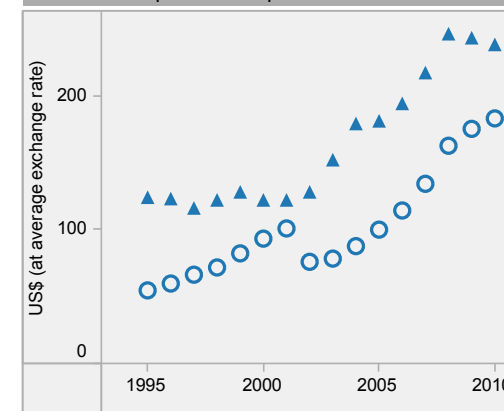
Tunisia is located in the WHO Eastern Mediterranean Region.

- ▲ Country
- Regional average

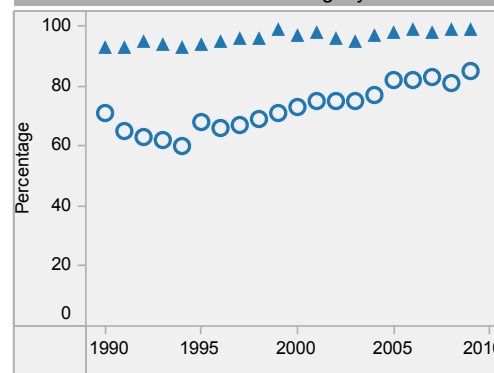
* Data refers to 2009.
** Data refers to 2009. Country data is estimated at less than 1.

Last update: May 2012.

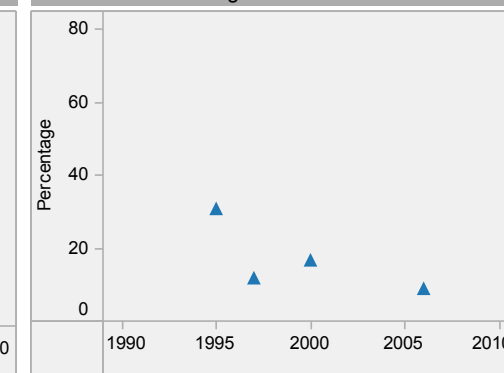
Per capita total expenditure on health



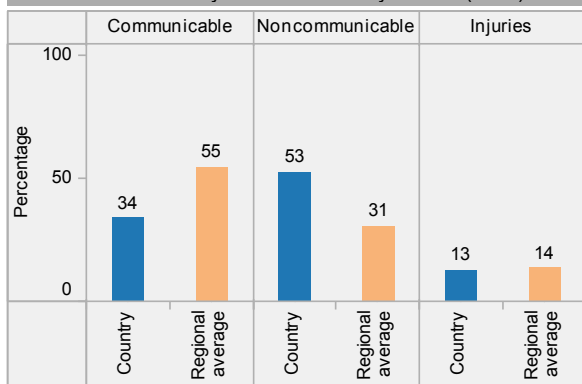
DTP3 immunization among 1-year-olds



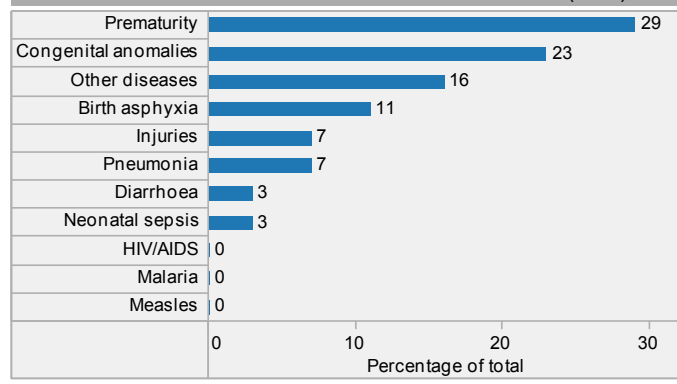
Children aged under-5 stunted



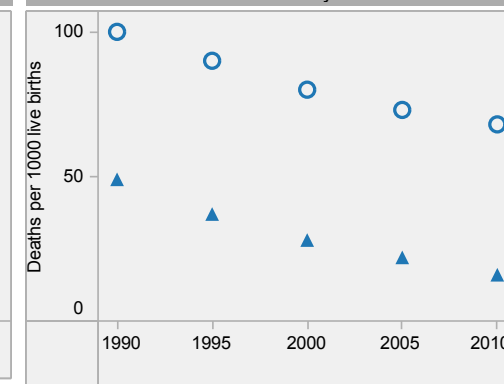
Distribution of years of life lost by causes (2008)



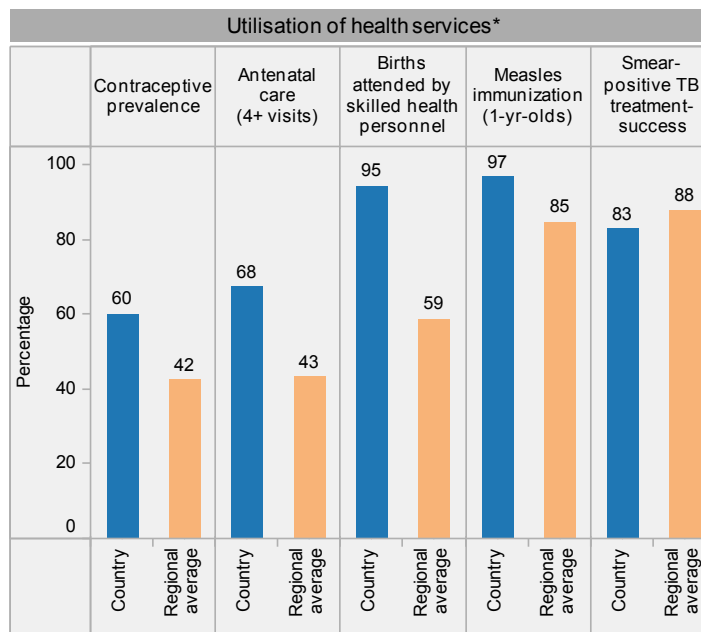
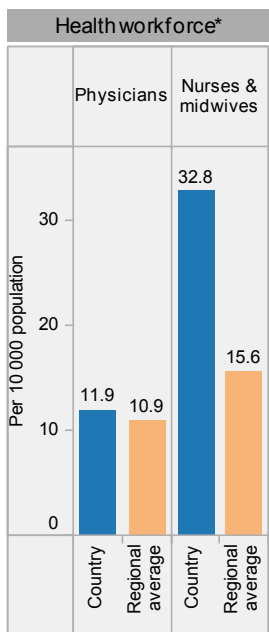
Distribution of causes of deaths in children under-5 (2010)



Under-5 mortality rate

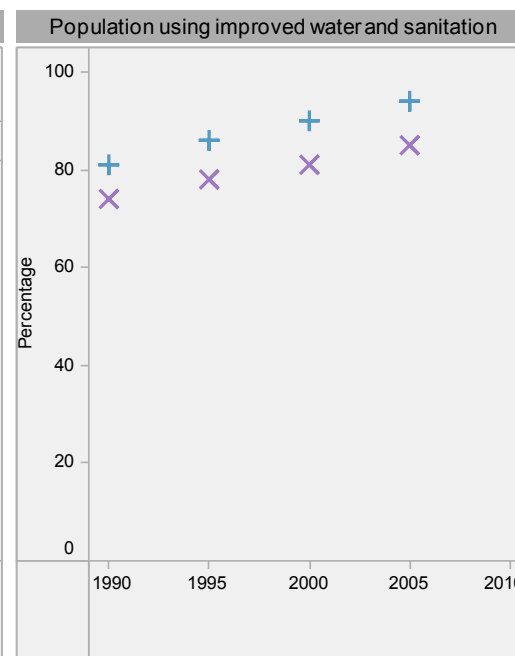
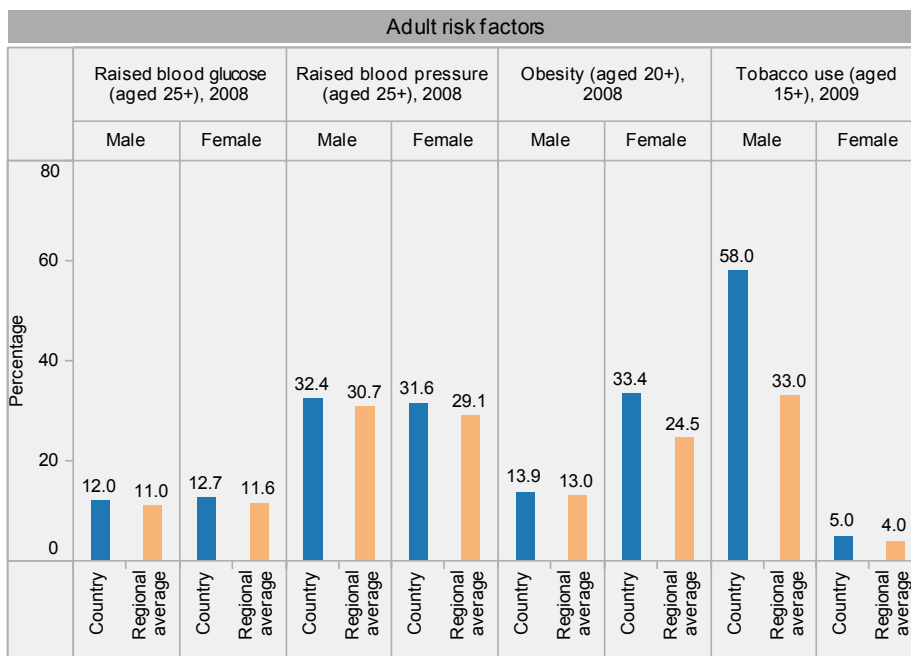


Tunisia: health profile



Inequities in health service utilization**

Inequities in mortality**



Tunisia is located in the WHO Eastern Mediterranean Region.

* Data refer to latest year available from 2005. For specific years and references, visit the Global Health Observatory at www.who.int/gho.

** For data source and year, see the World Health Statistics 2012.

Population using improved water and sanitation
 + Improved drinking-water sources
 X Improved sanitation facilities

Last update: May 2012.