



Weekly Report

On Epidemic – Prone Diseases, Deaths and Public Health Events

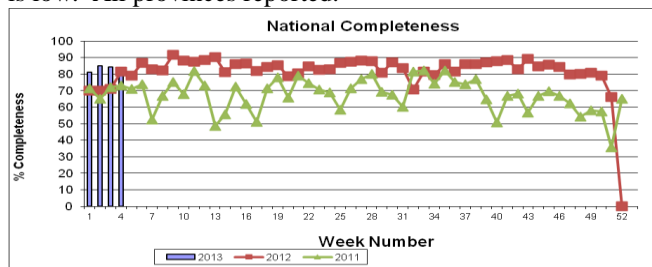
Week Number 4 of 2013 (Week Ending 27-01-13)

HIGHLIGHTS OF THE WEEK

- 4 malaria deaths.
- 250 new typhoid cases.
- 10 anthrax cases.
- 1 AFP case.

COMPLETENESS AND TIMELINESS

National completeness reported for Week Number 4 slightly decreased from 84% to 83% whilst timeliness remained constant at 74%. Masvingo reported late, thus why timeliness is low. All provinces reported.



TYPHOID

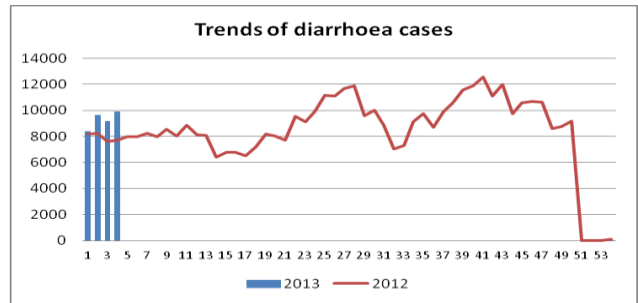
Two hundred and fifty new typhoid cases were reported this week. The cases were reported from Chitungwiza Central Hospital (8), Sanyati District (2), Chegutu District (1) in Mashonaland West Province and Harare City (239). The cumulative figure for typhoid since October 2011 is 6 805 suspected cases, 141 confirmed cases and 6 deaths.

CHOLERA

No new cholera cases were reported since week 1.

COMMON DIARRHOEA

The total diarrhoea cases reported this week are 9 889 cases and 4 deaths. Of the reported cases 4 783 (48.4%) and 4 deaths were from the under five years of age. The deaths were reported from Harare Central Hospital (3) and Sanyati District in Mashonaland West Province (1). The provinces which reported the highest number of diarrhoea cases are Mashonaland Central (1 543) and Mashonaland West (1 283). The cumulative figure for diarrhoea is 37 123 and 26 deaths (CFR 0.07)



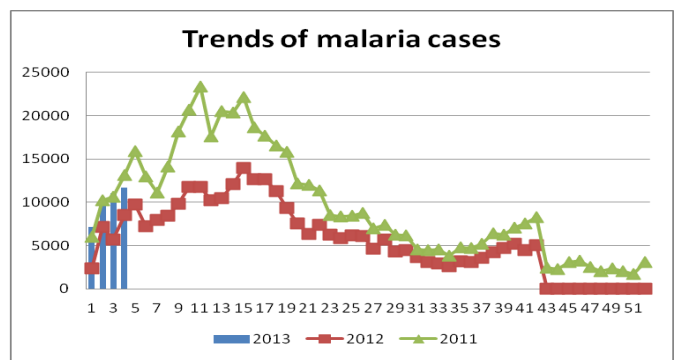
DYSENTERY

Clinical dysentery cases reported this week are 1182 and no deaths. Of the reported cases 333 (28.2%) were from the under five years of age. The provinces which reported the highest number of dysentery cases are Mashonaland Central (211) and Mashonaland West (163). The cumulative figure for dysentery is 4 585 and 1 death (CFR 0.02).

MALARIA

A total of 11 680 malaria cases and 4 deaths were reported this week. Of the cases reported 1 958 (16.8%) and one death were under the age of five years. The deaths were reported from Rushinga District in Mashonaland Central Province (1), Mutoko District in Mashonaland East Province (2), Chitungwiza Central Hospital (1). The provinces which reported the highest number of malaria cases were Manicaland (7 251) and Mashonaland Central (1506). The cumulative figure for malaria is 40 107 and 22 deaths (CFR0.05%).

All provinces are being reminded to investigate all malaria deaths



ANTHRAX

Ten suspected cases of anthrax were reported this week. The cases were reported from Mutoko District in Mashonaland East Province (1), Buhera District (7), Chipinge District (1) in Manicaland Province and Chivi District in Masvingo Province (1). The cumulative figure for anthrax is 42.

DOG BITES

A total of 446 cases of dog bites were reported this week. Of these 30 cases were inflicted by vaccinated dogs. Vaccination status of 416 dogs was unknown. The provinces which reported the highest number of dog bites were Manicaland (83) and Mashonaland Central (61). The cumulative figure for dog bites is 1 717.

RABIES

No suspected rabies cases were reported this week. The cumulative figure for rabies is 1 case and 1 death.

SNAKE BITES

The total snake bites cases reported this week are 133 and no deaths. The cumulative snake bites cases are 543 and 2 deaths.

PLAGUE

No suspected cases of plague were reported.

INFLUENZA

A total of 7 099 influenza cases were reported this week. The cumulative figure for influenza is 19 993.

PANDEMIC INFLUENZA A (H1N1)

No cases of Pandemic Influenza A (H1N1) were reported since week 44 of 2010.

MEASLES

Eight new suspected cases of measles were reported this week through the Weekly Disease Surveillance System (WDSS). The cumulative figure for suspected measles is 15.

No cases of suspected measles were reported through the Case Based Surveillance System (CBSS).

AFP/Poliomyelitis

One suspected case of AFP was reported this week through the (WDSS). The case was reported from Nyanga District in Manicaland Province.

No new suspected cases of AFP were reported this week through the Case Based Surveillance System (CBSS).

NNT

No suspected cases of NNT were reported this week through the (WDSS) and (CBSS).

MENINGOCOCCAL MENINGITIS

No meningococcal meningitis cases were reported this week.

WEEKLY DISEASE SURVEILLANCE TABLE FOR WEEK 4 ENDING 27-01-2013

	Expected	Submitted	Diarrhoea<5 Cases	Diarrhoea<5 Deaths	Diarrhoea>5 Cases	Diarrhoea>5 Deaths	Dysentery	C. Malaria <5cases	C. Malaria <5 deaths	C. Malaria >5cases	C. Malaria >5 deaths	Measles	AFP	NNT	Dog bites	Snake Bites	Rabies	Cholera	Anthrax	Typhoid	Plague	influenza	completeness	Timeliness
Chikomba	33	23	45	0	41	0	11	0	0	4	0	0	0	0	4	0	0	0	0	0	0	364	70	70
Goromonzi	26	20	94	0	77	0	6	0	0	140	0	0	0	0	8	2	0	0	0	0	0	340	77	77
Hwedza	14	9	20	0	32	0	1	2	0	11	0	0	0	0	5	1	0	0	0	0	0	184	64	64
Mudzi	22	5	18	0	31	0	12	7	0	52	0	0	0	0	1	1	0	0	0	0	0	158	23	23
Murehwa	29	28	47	0	77	0	8	0	0	31	0	0	0	0	4	2	0	0	0	0	0	581	97	97
Mutoko	26	25	74	0	70	0	26	47	1	205	1	0	0	0	8	0	0	0	1	0	0	682	96	96
UMP	19	19	66	0	69	0	42	0	0	102	0	0	0	0	9	1	0	0	0	0	0	274	100	100
Marondera Urban	5	5	83	0	55	0	6	3	0	10	0	0	0	0	3	4	0	0	0	0	0	297	100	100
Marondera	17	17	71	0	71	0	11	1	0	12	0	0	0	0	4	1	0	0	0	0	0	336	100	100
Seke	16	16	116	0	100	0	9	0	0	7	0	0	0	0	6	0	0	0	0	0	0	208	100	100
Mash East	207	167	634	0	623	0	132	60	1	574	1	0	0	0	52	12	0	0	1	0	0	3424	81	81
Bindura	19	19	139	0	85	0	36	50	0	258	0	0	0	0	10	1	0	0	0	0	0	0	100	100
Centenary	12	12	57	0	64	0	21	9	0	102	0	0	0	0	1	0	0	0	0	0	0	6	100	100
Guruve	20	18	55	0	82	0	6	0	0	82	0	0	0	0	6	6	0	0	0	0	0	0	90	90
Mazowe	31	31	227	0	138	0	30	1	0	36	0	0	0	0	15	5	0	0	0	0	0	152	100	100
Mt Darwin	21	21	103	0	114	0	30	47	0	338	0	0	0	0	13	9	0	0	0	0	0	30	100	100
Rushinga	12	12	61	0	74	0	34	17	0	76	1	0	0	0	9	3	0	0	0	0	0	296	100	100
Shamva	16	16	90	0	95	0	30	62	0	191	0	0	0	0	5	3	0	0	0	0	0	171	100	100
Mbire	13	13	66	0	93	0	24	0	0	237	0	0	0	0	2	4	0	0	0	0	0	0	100	100
Mash Central	144	142	798	0	745	0	211	186	0	1320	1	0	0	0	61	31	0	0	0	0	0	655	99	99
Binga	9	8	48	0	36	0	35	21	0	56	0	0	0	0	6	1	0	0	0	0	0	0	89	89
Bubi	10	10	8	0	21	0	7	0	0	0	0	0	0	0	1	7	0	0	0	0	0	0	100	100
Hwange	20	19	90	0	83	0	24	11	0	32	0	0	0	0	0	2	0	0	0	0	0	23	95	95
Lupane	11	6	25	0	45	0	13	0	0	1	0	0	0	0	0	0	0	0	0	0	0	18	55	55
Nkayi	14	12	30	0	80	0	13	0	0	0	0	0	0	0	4	4	0	0	0	0	0	360	86	86
Tsholotsho	14	13	47	0	77	0	14	0	0	1	0	0	0	0	7	3	0	0	0	0	0	448	93	93
Umguzo	8	8	18	0	45	0	8	1	0	1	0	0	0	0	1	1	0	0	0	0	0	124	100	100
Mat North	86	76	266	0	387	0	114	33	0	91	0	0	0	0	19	18	0	0	0	0	0	973	88	88
Chirumhanzu	18	18	29	0	45	0	4	0	0	0	0	2	0	0	5	2	0	0	0	0	0	0	100	100
Gokwe North	18	11	43	0	53	0	25	4	0	6	0	0	0	0	8	0	0	0	0	0	0	0	61	61

WEEKLY DISEASE SURVEILLANCE TABLE FOR WEEK 4 ENDING 27-01-2013

	Expected	Submitted	Diarrhoea<5 Cases	Diarrhoea<5 Deaths	Diarrhoea>5 Cases	Diarrhoea>5 Deaths	Dysentery	C. Malaria <5cases	C. Malaria <5 deaths	C. Malaria >5cases	C. Malaria >5 deaths	Measles	AFP	NNT	Dog bites	Snake Bites	Rabies	Cholera	Anthrax	Typhoid	Plague	influenza	completeness	Timeliness
Gokwe South	26	16	68	0	87	0	24	0	0	2	0	1	0	0	14	2	0	0	0	0	0	13	62	62
Gweru	20	19	48	0	63	0	8	0	0	3	0	0	0	0	6	1	0	0	0	0	0	0	95	95
Kwekwe	31	11	17	0	28	0	7	0	0	5	0	0	0	0	10	0	0	0	0	0	0	4	35	35
Mberengwa	34	33	93	0	91	0	28	0	0	10	0	0	0	0	11	2	0	0	0	0	0	89	97	97
Shurungwi	20	19	7	0	35	0	0	0	0	2	0	0	0	0	2	0	0	0	0	0	0	0	95	95
Zvishavane	15	15	73	0	79	0	23	0	0	0	0	0	0	0	0	0	0	0	0	0	0	0	100	100
Gweru-city	7	7	71	0	20	0	1	0	0	1	0	0	0	0	0	0	0	0	0	0	0	0	100	100
Midlands	189	149	449	0	501	0	120	4	0	29	0	3	0	0	56	7	0	0	0	0	0	106	79	79
Buhera	32	32	157	0	139	0	57	51	0	152	0	0	0	0	24	4	0	0	7	0	0	294	100	100
Chimanimani	21	12	38	0	36	0	15	66	0	461	0	0	0	0	3	3	0	0	0	0	0	0	57	57
Chipinge	50	24	71	0	66	0	32	241	0	830	0	0	0	0	12	2	0	0	1	0	0	0	48	48
Makoni	51	29	61	0	91	0	14	8	0	96	0	0	0	0	12	2	0	0	0	0	0	132	57	57
Mutare	33	17	72	0	58	0	0	180	0	1092	0	0	0	0	7	1	0	0	0	0	0	91	52	52
Mutasa	43	42	88	0	70	0	25	581	0	2573	0	0	0	0	13	9	0	0	0	0	0	390	98	98
Nyanga	26	24	66	0	81	0	0	99	0	469	0	0	1	0	7	2	0	0	0	0	0	115	92	92
Mutare city	8	8	73	0	37	0	2	52	0	300	0	1	0	0	5	1	0	0	0	0	0	0	100	100
Manicaland	264	188	626	0	578	0	145	1278	0	5973	0	1	1	0	83	24	0	0	8	0	0	1022	71	71
Chegutu	30	22	85	0	106	0	24	6	0	22	0	0	0	0	2	2	0	0	0	1	0	88	73	73
Hurungwe	30	29	16	0	31	0	15	77	0	335	0	1	0	0	0	2	0	0	0	0	0	0	97	97
Kariba	12	9	90	0	84	0	33	67	0	268	0	0	0	0	0	2	0	0	0	0	0	0	75	75
Makonde	28	23	95	0	86	0	20	66	0	264	0	0	0	0	15	9	0	0	0	0	0	117	82	82
Mhondoro	18	15	24	0	43	0	10	1	0	10	0	0	0	0	1	0	0	0	0	0	0	156	83	83
Sanyati	25	21	136	1	177	0	28	38	0	138	0	0	0	0	10	5	0	0	0	2	0	222	84	84
Zvimba	30	29	168	0	142	0	33	14	0	71	0	0	0	0	9	7	0	0	0	0	0	0	97	97
Mash West	173	148	614	1	669	0	163	269	0	1108	0	1	0	0	37	27	0	0	0	3	0	583	86	86
Beit Bridge	17	17	71	0	69	0	6	0	0	8	0	0	0	0	4	0	0	0	0	0	0	0	100	100
Bullilima	8	8	33	0	64	0	6	0	0	1	0	0	0	0	3	0	0	0	0	0	0	0	100	100
Gwanda	18	18	48	0	67	0	8	0	0	2	0	0	0	0	4	0	0	0	0	0	0	0	100	100
Insiza	10	10	28	0	48	0	5	0	0	1	0	0	0	0	5	1	0	0	0	0	0	0	100	100
Matobo	12	12	36	0	49	0	13	0	0	0	0	0	0	0	1	0	0	0	0	0	0	0	100	100
Mangwe	8	8	38	0	67	0	13	0	0	1	0	0	0	0	1	0	0	0	0	0	0	0	100	100
Umzingwane	14	13	21	0	27	0	2	0	0	0	0	0	0	0	3	0	0	0	0	0	0	0	93	93

WEEKLY DISEASE SURVEILLANCE TABLE FOR WEEK 4 ENDING 27-01-2013

	Expected	Submitted	Diarrhoea<5 Cases	Diarrhoea<5 Deaths	Diarrhoea>5 Cases	Diarrhoea>5 Deaths	Dysentery	C. Malaria <5cases	C. Malaria <5 deaths	C. Malaria >5cases	C. Malaria >5 deaths	Measles	AFP	NNT	Dog bites	Snake Bites	Rabies	Cholera	Anthrax	Typhoid	Plague	influenza	completeness	Timeliness
Mat South	87	86	275	0	391	0	53	0	0	13	0	0	0	0	21	1	0	0	0	0	0	0	99	99
Bikita	25	13	44	0	59	0	15	0	0	0	0	0	0	0	6	0	0	0	0	0	0	0	52	52
Chiredzi	23	21	97	0	89	0	46	74	0	207	0	0	0	0	14	0	0	0	0	0	0	44	91	91
Chivi	19	15	48	0	72	0	26	0	0	0	0	0	0	0	7	1	0	0	1	0	0	1	79	79
Gutu	27	16	43	0	60	0	0	7	0	47	0	0	0	0	0	1	0	0	0	0	0	0	59	59
Masvingo	35	24	73	0	83	0	14	0	0	0	0	0	0	0	8	1	0	0	0	0	0	57	69	69
Mwenezi	19	19	54	0	101	0	14	1	0	5	0	0	0	0	4	0	0	0	0	0	0	4	100	100
Zaka	23	22	53	0	68	0	32	35	0	219	0	0	0	0	7	3	0	0	0	0	0	0	96	96
Masvingo	171	130	412	0	532	0	147	117	0	478	0	0	0	0	46	6	0	0	1	0	0	106	76	0
Byo-City/Hosp	23	23	57	0	48	0	13	0	0	0	0	0	0	0	1	0	0	0	0	0	0	0	100	100
Hre-City/Hosp	36	36	480	3	418	0	82	9	0	119	0	1	0	0	63	7	0	0	0	239	0	230	100	100
Chi-City/Hosp	9	9	172	0	214	0	2	2	0	17	1	2	0	0	7	0	0	0	0	8	0	0	100	100
Totals	1389	1154	4783	4	5106	0	1182	1958	1	9722	3	8	1	0	446	133	0	0	10	250	0	7099	83	74

0 means zero cases were reported

- means not reported