

Health Action in Crises

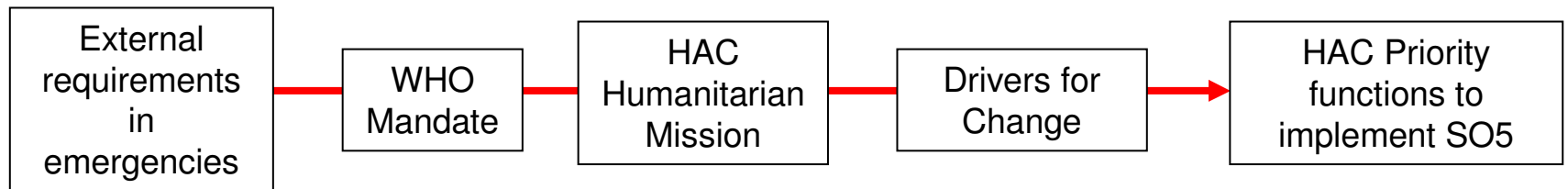
19 September 2008

PROPOSED STRATEGY FOR
HAC

2008-2009

Strategic Overview

- From Driver to Delivery -



WHERE

WHY

WHO

HOW

WHAT

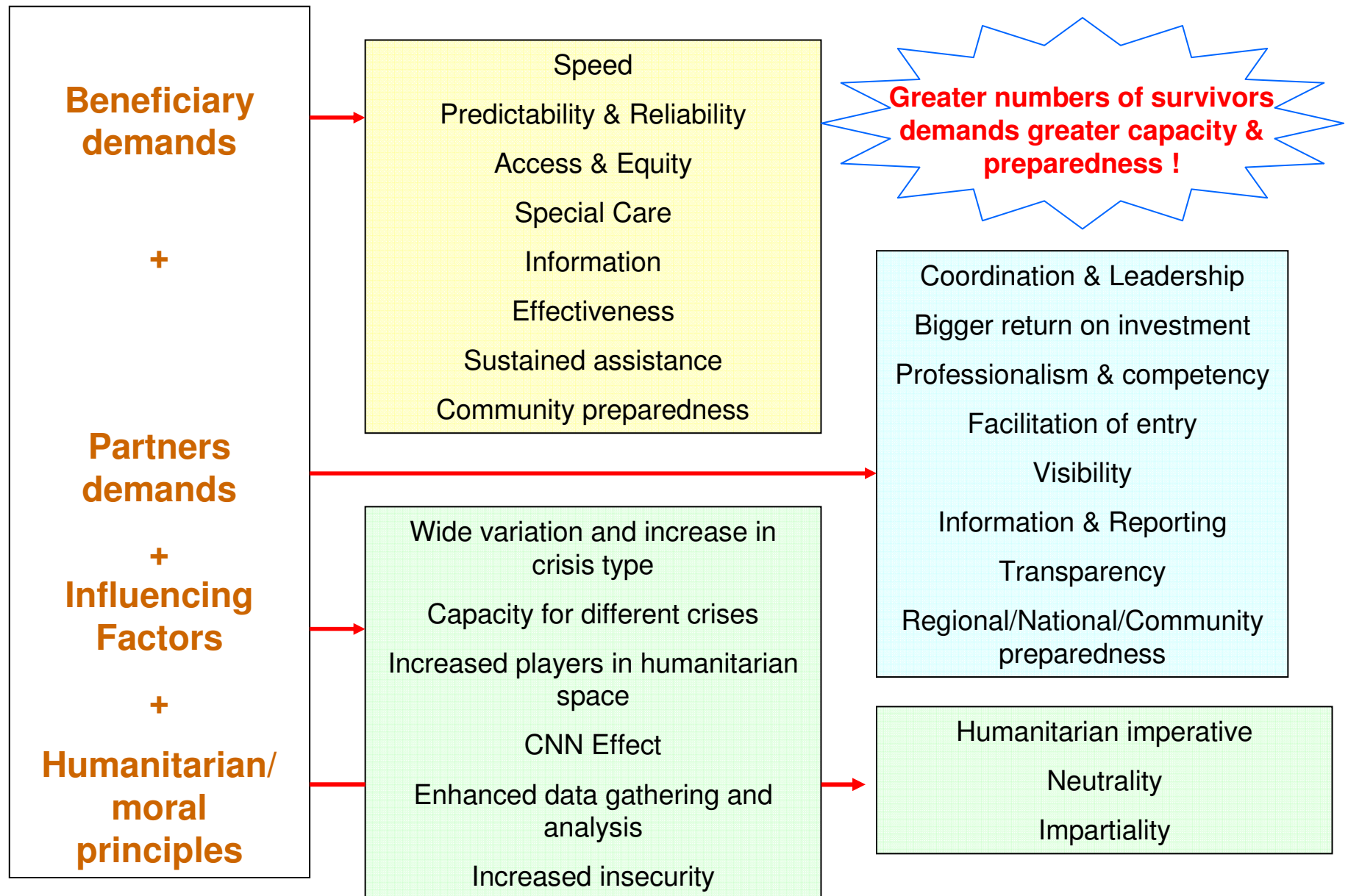


Strategic Overview

- From Driver to Delivery -

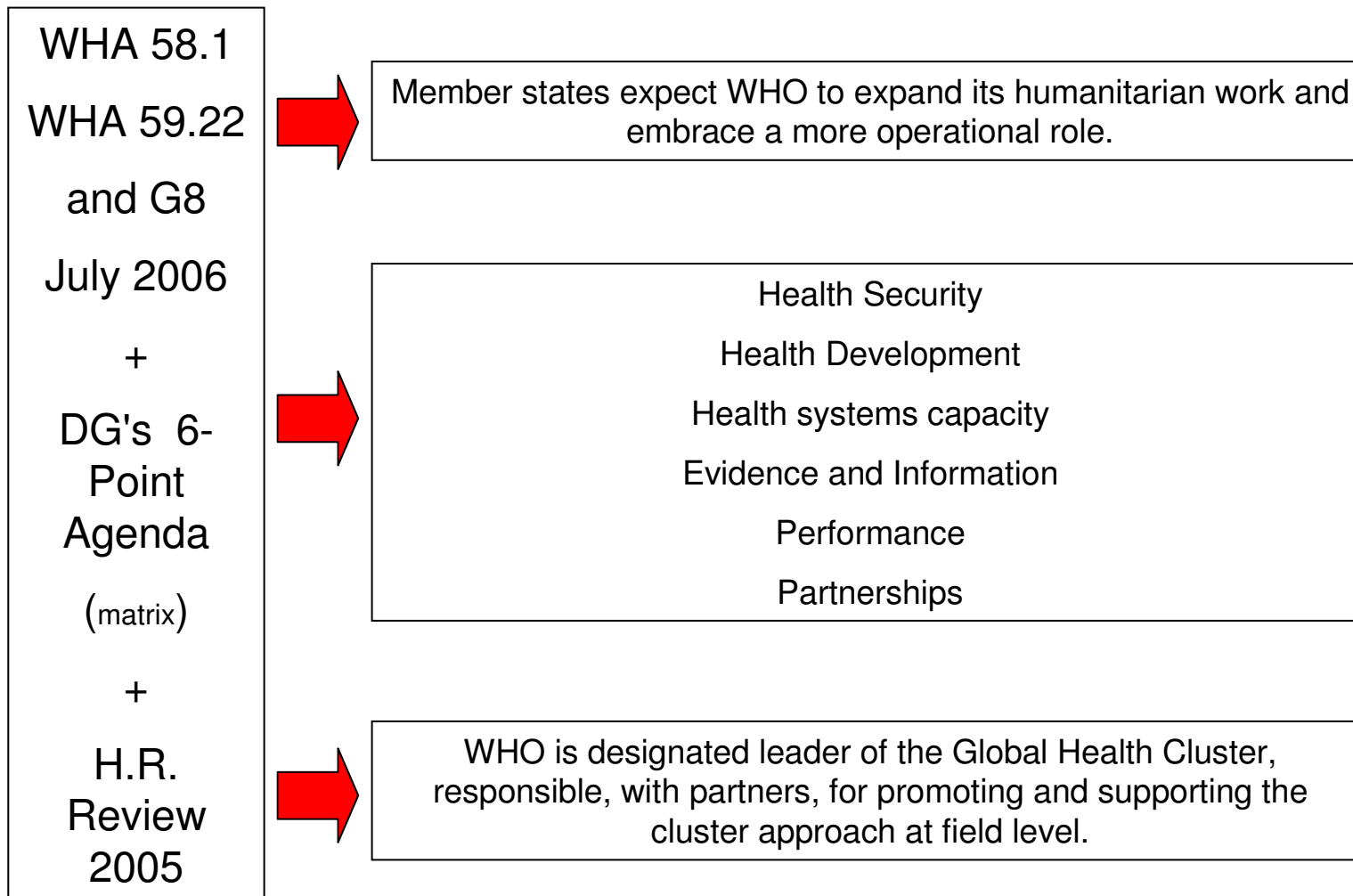


What are the requirements in emergencies?



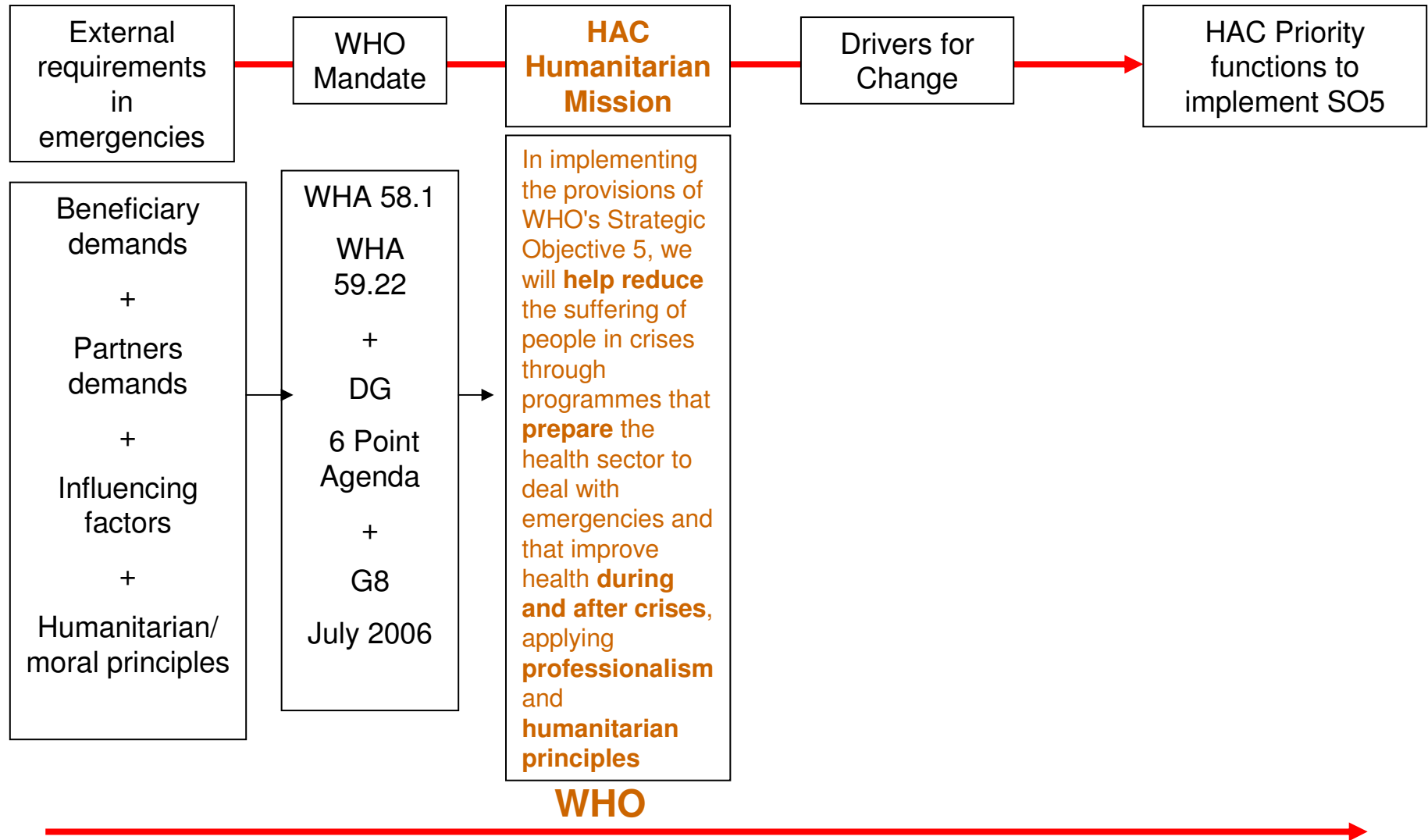
WHY should WHO respond to emergencies ?

WHO's Humanitarian Mandate



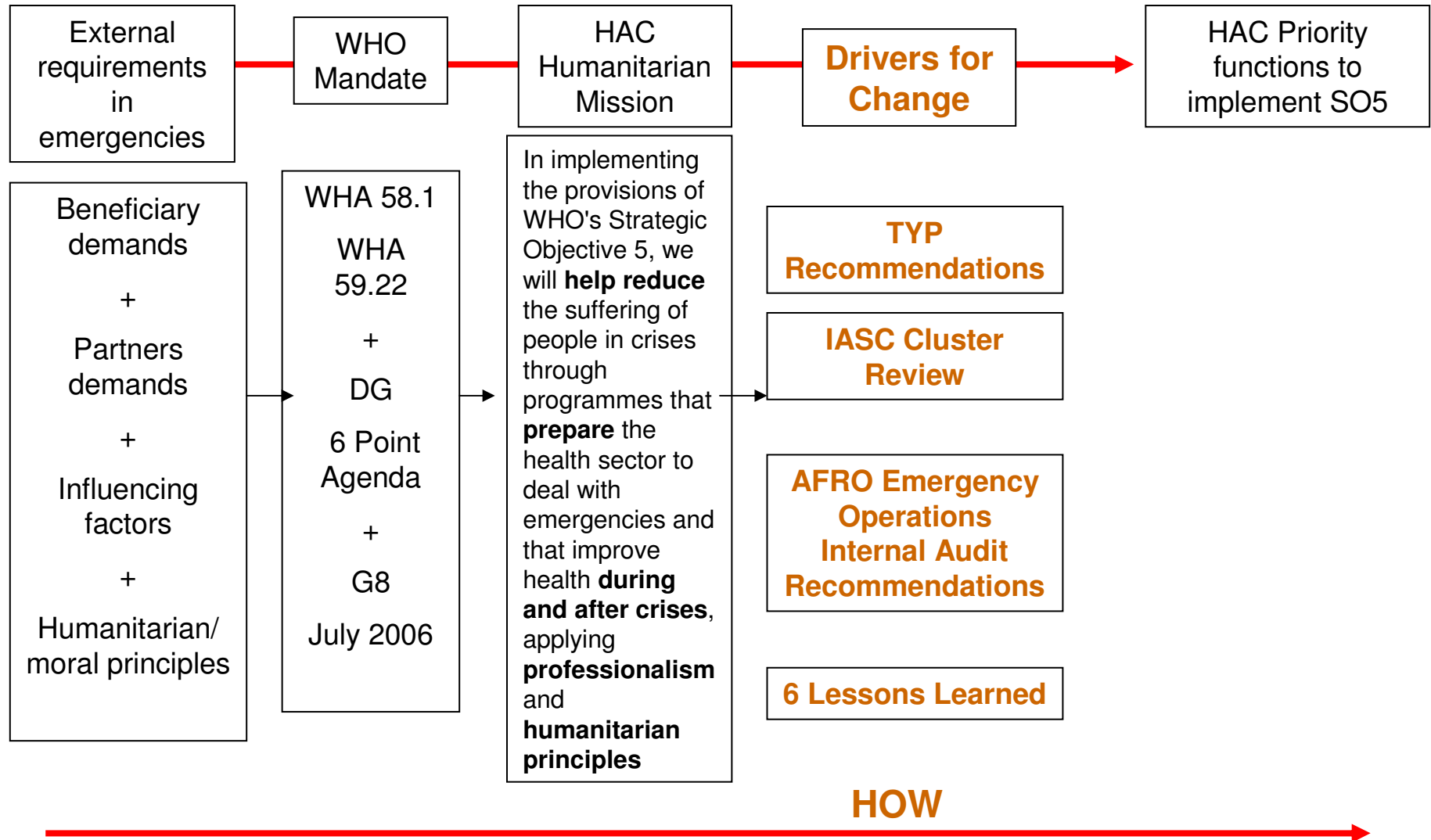
Strategic Overview

- From Driver to Delivery -



Strategic Overview

- From Driver to Delivery -



Evaluations and Reviews

External Evaluation of the Three-Year Programme (TYP) in 2007

Cluster Approach Evaluation in 2007

Emergency preparedness and response evaluation in countries in transition in the African Region by the WHO Office of Internal Oversight Services in 2007

Nine field missions carried out under the Three-Year Programme

Recommendations to WHO for better health emergency management

Recommendations of Reviews

- The two functions – **gap filling and capacity building** – left more room for improvement;
- Improve the **analysis and interpretation** of the data collected in the needs assessment
- Provide increased **support to capacity building** at all levels of crisis countries' health systems for risk reduction and preparedness strategies;
- Adequate provision of **technical, administrative and logistic support** to the HAC experts at local level;
- Pooled **predictable funding**;
- Regional/revolving **Emergency Fund**.

Lessons Learned

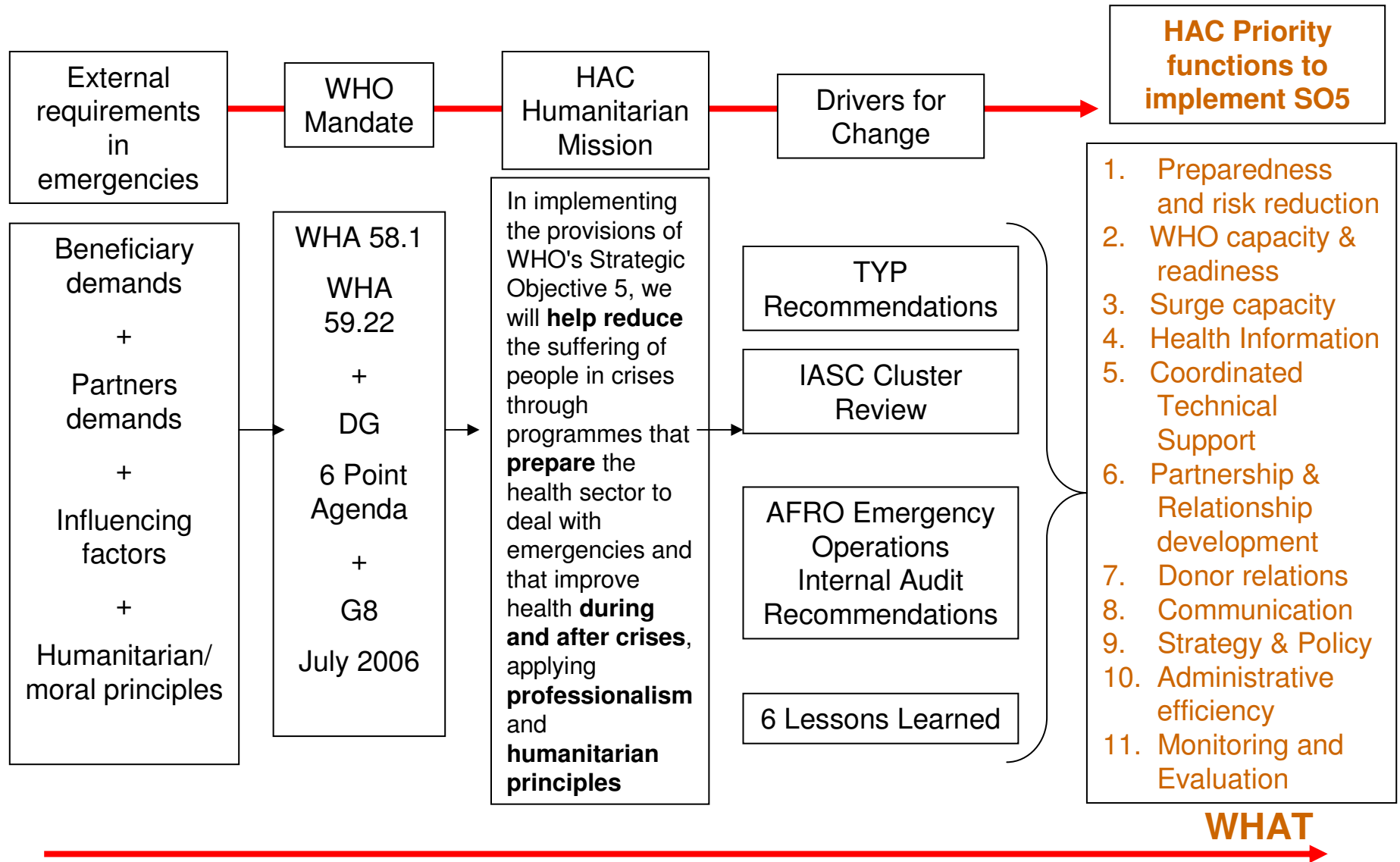
- Strengthen preparedness and **develop national capacity** to manage risk and reduce vulnerability;
- Ensure adequate expertise **at local level** during humanitarian interventions;
- Ensure the availability of up-to-date, relevant and **reliable information** at community, country and regional level as baseline data for rapid assessment and performance monitoring;
- Strengthen **joint work** within WHO and with other health partners through **the Health Cluster**;
- Build reliable **logistics** support hubs and ensure adequate, capable **staffing**, rosters of **experts** and emergency standard operating **procedures**;
- Ensure **closer coordination** with other clusters, particularly Nutrition and Water, Hygiene & Sanitation, and with other key players in emergencies.

What can **WHO** do to implement SO5 and respond to the demands of the changing emergency environment?

- **WHO** must **re-affirm its commitment** to help countries at risk, developing their capacities in emergency **preparedness & risk reduction** and the **four priority functions** of response.
- **WHO** must use its **comparative advantages** in emergencies i.e. the wealth of recognised technical expertises.
- **WHO** must implement **professional**, humanitarian operations
- **WHO** must set **standards** for emergency health roles.
- **WHO** must show **strong leadership** at the Global and country level.
- **WHO** must **coordinate the actions of agencies** in the health sector.
- **WHO** must be **seen** and **heard**.
- **WHO** must be driven by **humanitarian principles**.

Strategic Overview

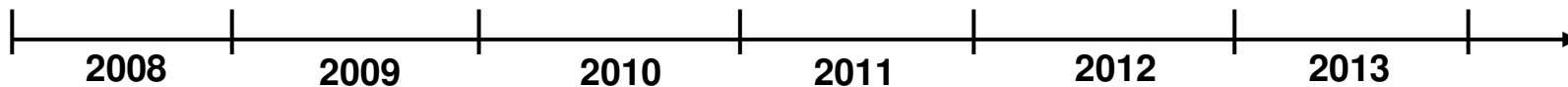
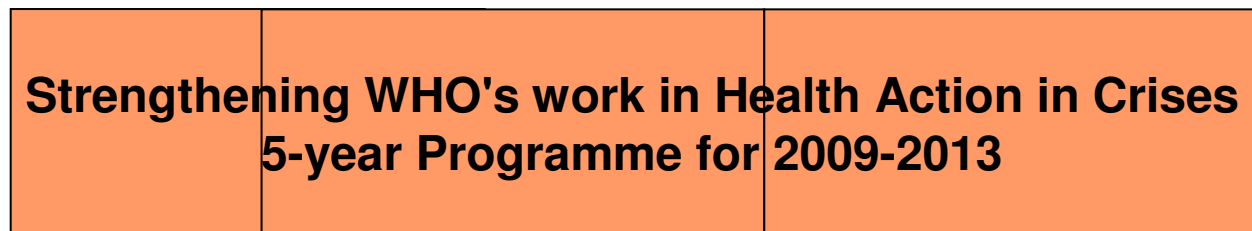
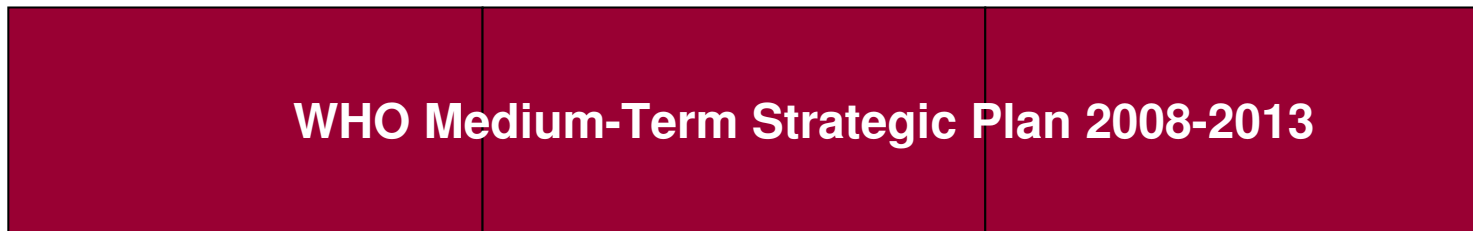
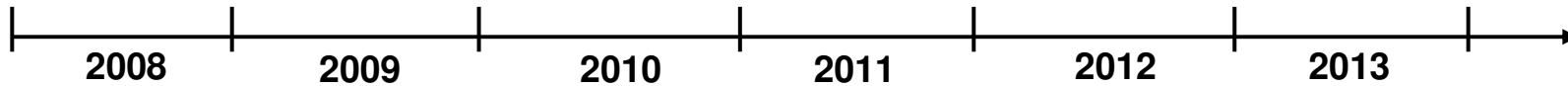
- From Driver to Delivery -



Health Action in Crises

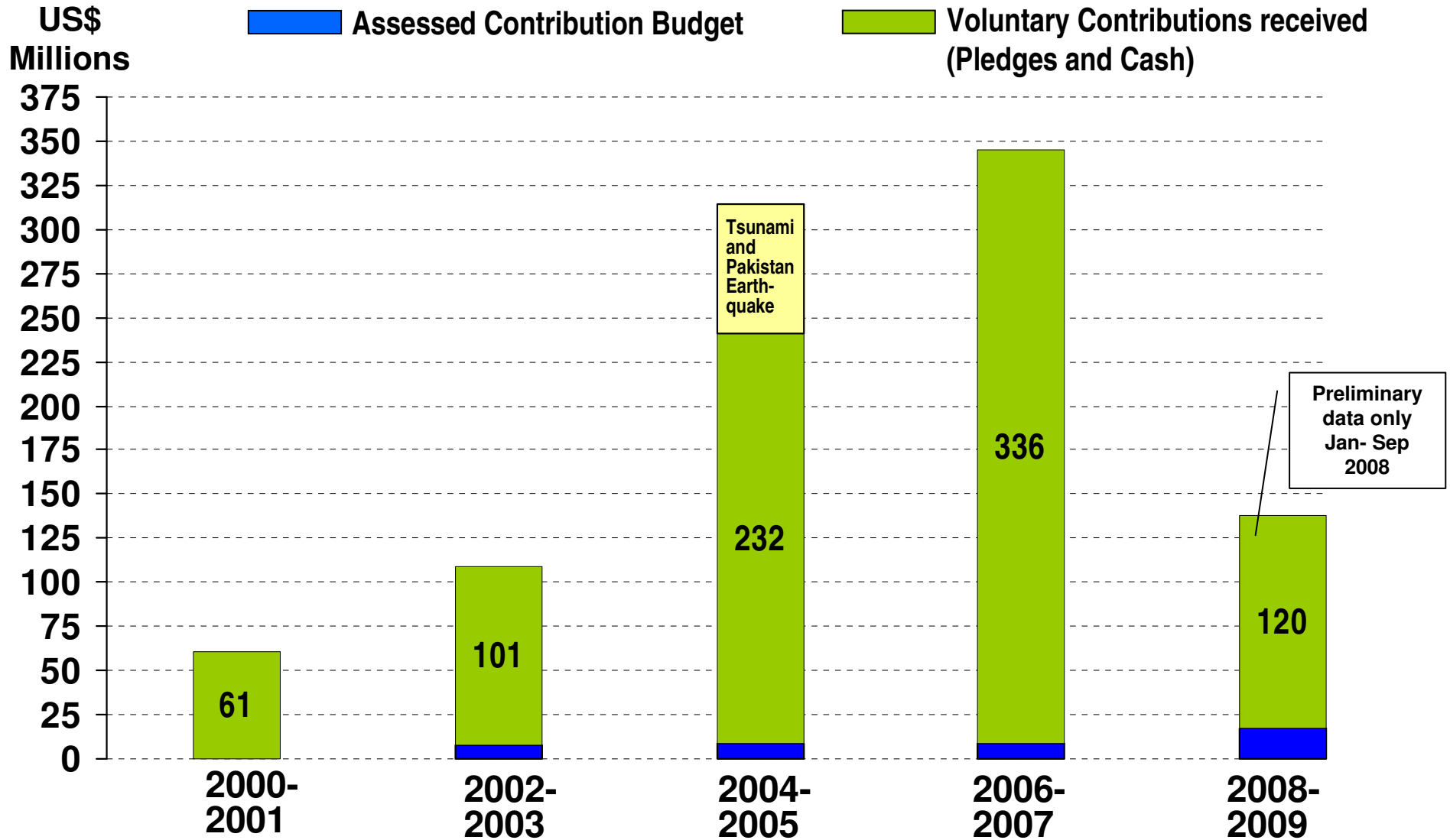
19 September 2008

Strengthening **WHO's work** in
Health Action in Crises
5-year Programme for 2009-2013



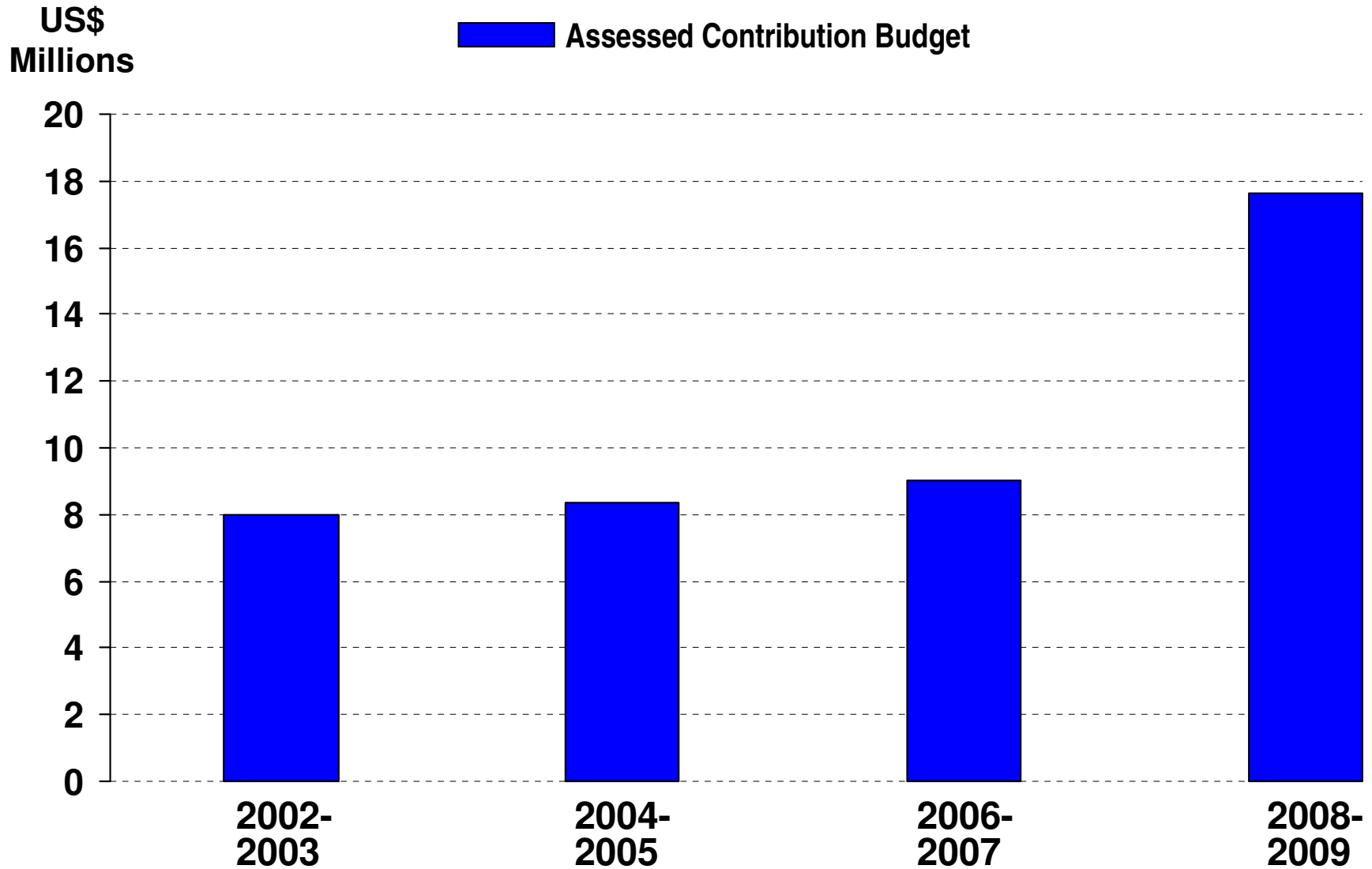
WHO Health Action in Crises

Pledges and Cash Contributions 2000-2008

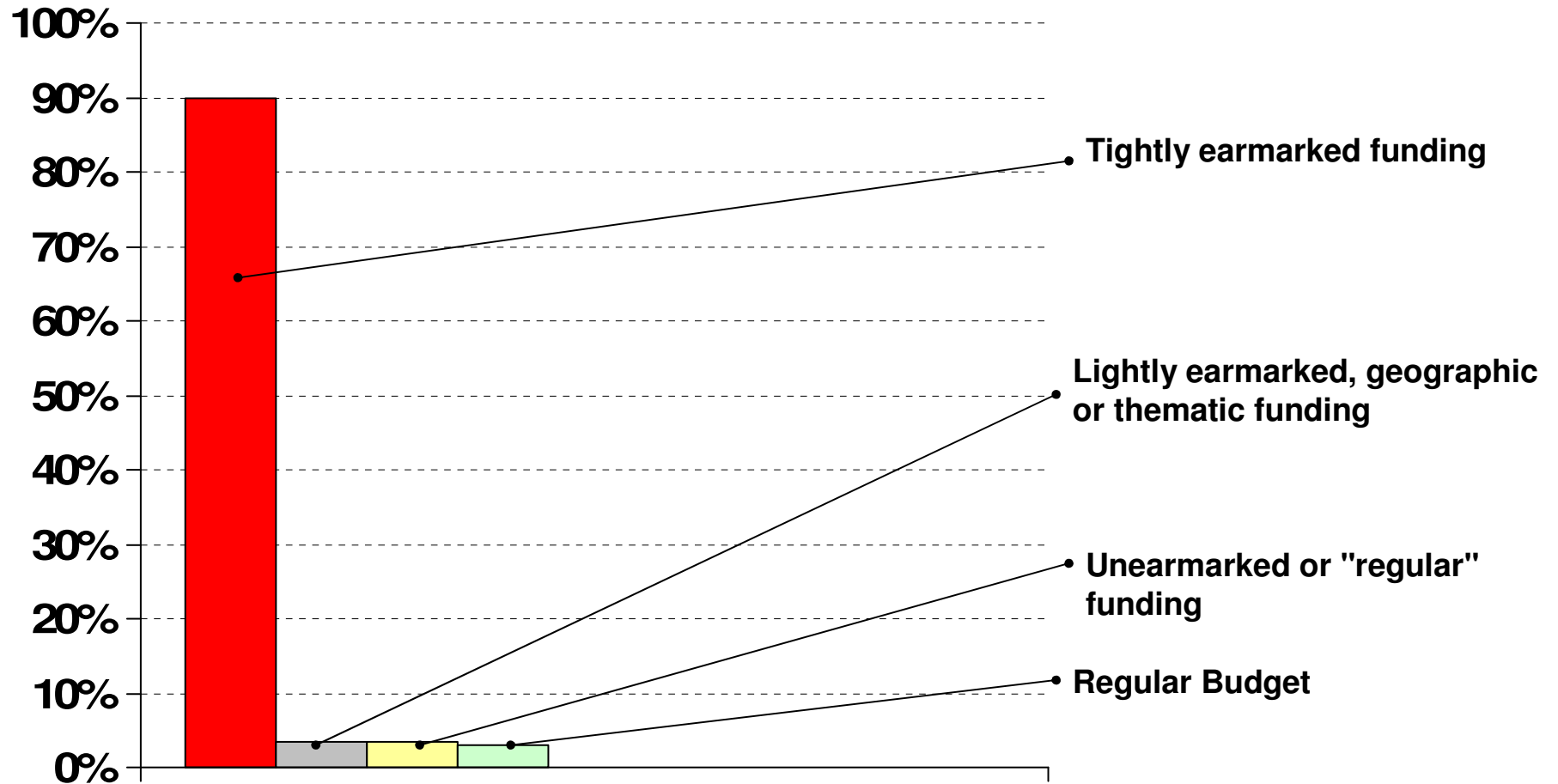


WHO Health Action in Crises

Assessed Contributions Budget 2002-2008



Availability of flexible funding



The way forward 2009 - 2013

- Scaling-up WHO's field presence
- Developing tools, standards and norms
- Establishing training programmes
- Creating emergency administrative procedures and instruments
- Strengthening collaboration with other UN agencies and key partners

The way forward 2009 - 2013

Pillar 1: Improve WHO's institutional capacity to implement its response and recovery work, ensuring the cluster approach is applied whenever and wherever feasible	Pillar 2: Improve WHO's institutional capacity to support Member States in advancing emergency preparedness and risk reduction activities
Health information and intelligence	
Expanded Health Cluster roll-out in countries	
Surge & Supplementary capacity	
Enabling factors	

The way forward 2009 - 2013

Pillar 1: Improve WHO's institutional capacity to implement its response and recovery work, ensuring the cluster approach is applied whenever and wherever feasible	Pillar 2: Improve WHO's institutional capacity to support Member States in advancing emergency preparedness and risk reduction activities
	Institutionalizing risk reduction and emergency preparedness programmes in health authorities through an all-hazard/whole-health programme
	Encouraging and supporting community-based all-hazard risk reduction and emergency programmes
	Assessing and monitoring baseline information on the status of risk reduction and emergency preparedness in the health sector at regional and country levels
	Improving knowledge and skills in risk reduction and emergency preparedness and response in the health sector

Required annual financial investments

(in US\$ millions)

Organization-wide Expected Results (OWER)		Pillar 1: Response And Recovery	Pillar 2: Emergency Preparedness	Total
5.1	Preparedness		12.5	12.5
5.2	Response	18.6		18.6
5.3	Recovery	15.5		15.5
5.4	Communicable diseases in emergencies	8.3		8.3
5.5	Food safety & environmental health emergencies	6.3		6.3
5.6	Partnerships & coordination	5.4		5.4
	TOTAL	54.5	12.5	67.0

Required annual financial investments For HAC (in US\$ millions)

Organization-wide Expected Results (OWER)		Pillar 1: Response And Recovery	Pillar 2: Emergency Preparedness	Total
5.1	Preparedness		12.5	12.5
5.2	Response	18.6		18.6
5.3	Recovery	15.5		15.5
5.4				
5.5				
5.6	Partnerships & coordination	5.4		5.4
	TOTAL	39,5	12.5	52

**RESOURCES REQUIRED FOR WHO'S INSTITUTIONAL
STRENGTHENING IN SO5: 2009-2013**

	2009	2010	2011	2012	2013	TOTALS
BUDGET CENTER						
AFRO	18,155	19,063	19,063	20,016	20,016	96,313
AMRO	8,465	8,889	8,889	9,333	9,333	44,909
EMRO	4,044	4,246	4,247	4,459	4,459	21,455
EURO	6,650	6,983	6,983	7,332	7,332	35,280
SEARO	6,859	7,202	7,202	7,562	7,562	36,387
WPRO	2,814	2,954	2,955	3,102	3,103	14,928
HQ	20,036	21,038	21,038	22,089	22,090	106,291
TOTALS	67,023	70,375	70,377	73,893	73,895	355,563

**RESOURCES REQUIRED FOR WHO'S INSTITUTIONAL
STRENGTHENING IN SO5: 2009-2013**

	2009	2010	2011	2012	2013	TOTALS
OWER						
5.1	12,785	13,424	13,425	14,095	14,096	67,825
5.2	18,565	19,494	19,494	20,468	20,469	98,490
5.3	15,519	16,295	16,296	17,110	17,111	82,331
5.4	8,360	8,778	8,778	9,217	9,217	44,350
5.5	6,339	6,656	6,657	6,989	6,990	33,631
5.6	5,455	5,727	5,728	6,014	6,014	28,938
TOTALS	67,023	70,374	70,378	73,893	73,897	355,565