

BACKGROUND NOTE: Each year WHO and UNICEF jointly review reports submitted by Member States regarding national immunization coverage, finalized survey reports as well as data from the published and grey literature. Based on these data, with due consideration to potential biases and the views of local experts, WHO and UNICEF attempt to distinguish between situations where the available empirical data accurately reflect immunization system performance and those where the data are likely to be compromised and present a misleading view of immunization coverage while jointly estimating the most likely coverage levels for each country.

WHO and UNICEF estimates are country-specific; that is to say, each country's data are reviewed individually, and data are not borrowed from other countries in the absence of data. Estimates are not based on ad hoc adjustments to reported data; in some instances empirical data are available from a single source, usually the nationally reported coverage data. In cases where no data are available for a given country/vaccine/year combination, data are considered from earlier and later years and interpolated to estimate coverage for the missing year(s). In cases where data sources are mixed and show large variation, an attempt is made to identify the most likely estimate with consideration of the possible biases in available data. For methods see:

*Burton et al. 2009. WHO and UNICEF estimates of national infant immunization coverage: methods and processes.

*Burton et al. 2012. A formal representation of the WHO and UNICEF estimates of national immunization coverage: a computational logic approach.

*Brown et al. 2013. An introduction to the grade of confidence used to characterize uncertainty around the WHO and UNICEF estimates of national immunization coverage.

DATA SOURCES.

ADMINISTRATIVE coverage: Reported by national authorities and based on aggregated administrative reports from health service providers on the number of vaccinations administered during a given period (numerator data) and reported target population data (denominator data). May be biased by inaccurate numerator and/or denominator data.

OFFICIAL coverage: Estimated coverage reported by national authorities that reflects their assessment of the most likely coverage based on any combination of administrative coverage, survey-based estimates or other data sources or adjustments. Approaches to determine OFFICIAL coverage may differ across countries.

SURVEY coverage: Based on estimated coverage from population-based household surveys among children aged 12-23 months or 24-35 months following a review of survey methods and results. Information is based on the combination of vaccination history from documented evidence or caregiver recall. Survey results are considered for the appropriate birth cohort based on the period of data collection.

ABBREVIATIONS

BCG: percentage of births who received one dose of Bacillus Calmette Guerin vaccine.

DTP1 / DTP3: percentage of surviving infants who received the 1st / 3rd dose, respectively, of diphtheria and tetanus toxoid with pertussis containing vaccine.

Pol3: percentage of surviving infants who received the 3rd dose of polio containing vaccine. May be either oral or inactivated polio vaccine.

IPV1: percentage of surviving infants who received at least one dose of inactivated polio vaccine. In countries utilizing an immunization schedule recommending either (i) a primary series of three doses of oral polio vaccine (OPV) plus at least one dose of IPV where OPV is included in routine

immunization and/or campaign or (ii) a sequential schedule of IPV followed by OPV, WHO and UNICEF estimates for IPV1 reflect coverage with at least one routine dose of IPV among infants <1 year of age among countries. For countries utilizing IPV containing vaccine use only, i.e., no recommended dose of OPV, the WHO and UNICEF estimate for IPV1 corresponds to coverage for the 1st dose of IPV.

Production of IPV coverage estimates, which begins in 2015, results in no change of the estimated coverage levels for the 3rd dose of polio (Pol3). For countries recommending routine immunization with a primary series of three doses of IPV alone, WHO and UNICEF estimated Pol3 coverage is equivalent to estimated coverage with three doses of IPV. For countries with a sequential schedule, estimated Pol3 coverage is based on that for the 3rd dose of polio vaccine regardless of vaccine type.

MCV1: percentage of surviving infants who received the 1st dose of measles containing vaccine. In countries where the national schedule recommends the 1st dose of MCV at 12 months or later based on the epidemiology of disease in the country, coverage estimates reflect the percentage of children who received the 1st dose of MCV as recommended.

MCV2: percentage of children who received the 2nd dose of measles containing vaccine according to the nationally recommended schedule.

RCV1: percentage of surviving infants who received the 1st dose of rubella containing vaccine. Coverage estimates are based on WHO and UNICEF estimates of coverage for the dose of measles containing vaccine that corresponds to the first measles-rubella combination vaccine. Nationally reported coverage of RCV is not taken into consideration nor are the data represented in the accompanying graph and data table.

HepBB: percentage of births which received a dose of hepatitis B vaccine within 24 hours of delivery. Estimates of hepatitis B birth dose coverage are produced only for countries with a universal birth dose policy. Estimates are not produced for countries that recommend a birth dose to infants born to HepB virus-infected mothers only or where there is insufficient information to determine whether vaccination is within 24 hours of birth.

HepB3: percentage of surviving infants who received the 3rd dose of hepatitis B containing vaccine following the birth dose.

Hib3: percentage of surviving infants who received the 3rd dose of Haemophilus influenzae type b containing vaccine.

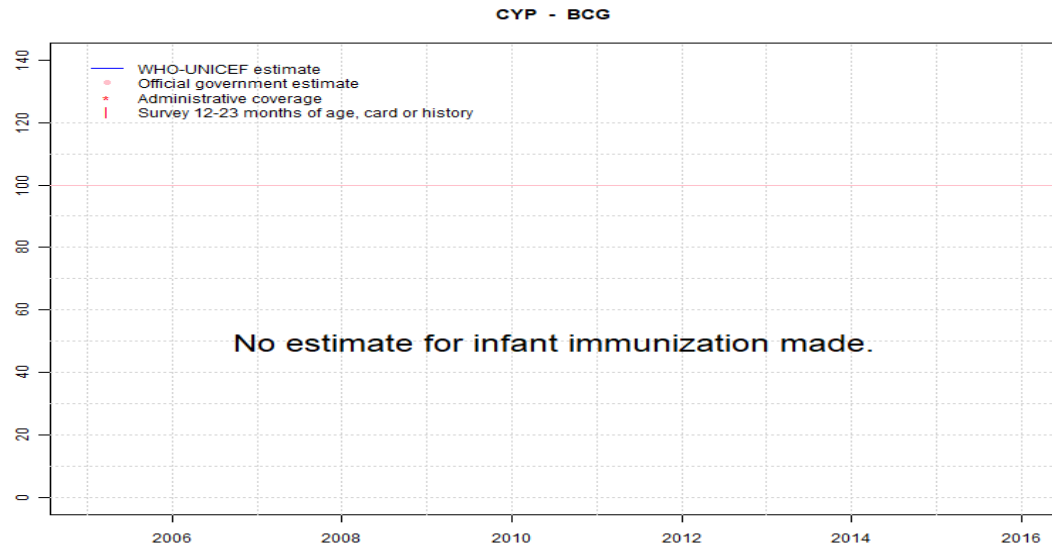
RotaC: percentage of surviving infants who received the final recommended dose of rotavirus vaccine, which can be either the 2nd or the 3rd dose depending on the vaccine.

PcV3: percentage of surviving infants who received the 3rd dose of pneumococcal conjugate vaccine. In countries where the national schedule recommends two doses during infancy and a booster dose at 12 months or later based on the epidemiology of disease in the country, coverage estimates may reflect the percentage of surviving infants who received two doses of PcV prior to the 1st birthday.

YFV: percentage of surviving infants who received one dose of yellow fever vaccine in countries where YFV is part of the national immunization schedule for children or is recommended in at risk areas; coverage estimates are annualized for the entire cohort of surviving infants.

Disclaimer: All reasonable precautions have been taken by the World Health Organization and United Nations Children's Fund to verify the information contained in this publication. However, the published material is being distributed without warranty of any kind, either expressed or implied. The responsibility for the interpretation and use of the material lies with the reader. In no event shall the World Health Organization or United Nations Children's Fund be liable for damages arising from its use.

Cyprus - BCG



	2005	2006	2007	2008	2009	2010	2011	2012	2013	2014	2015	2016
Estimate	NA	NA	NA	NA	NA	NA	NA	NA	NA	NA	NA	NA
Estimate GoC	NA	NA	NA	NA	NA	NA	NA	NA	NA	NA	NA	NA
Official	NA	NA	NA	NA	NA	NA	NA	NA	NA	NA	NA	NA
Administrative	NA	NA	NA	NA	NA	NA	NA	NA	NA	NA	NA	NA
Survey	NA	NA	NA	NA	NA	NA	NA	NA	NA	NA	NA	NA

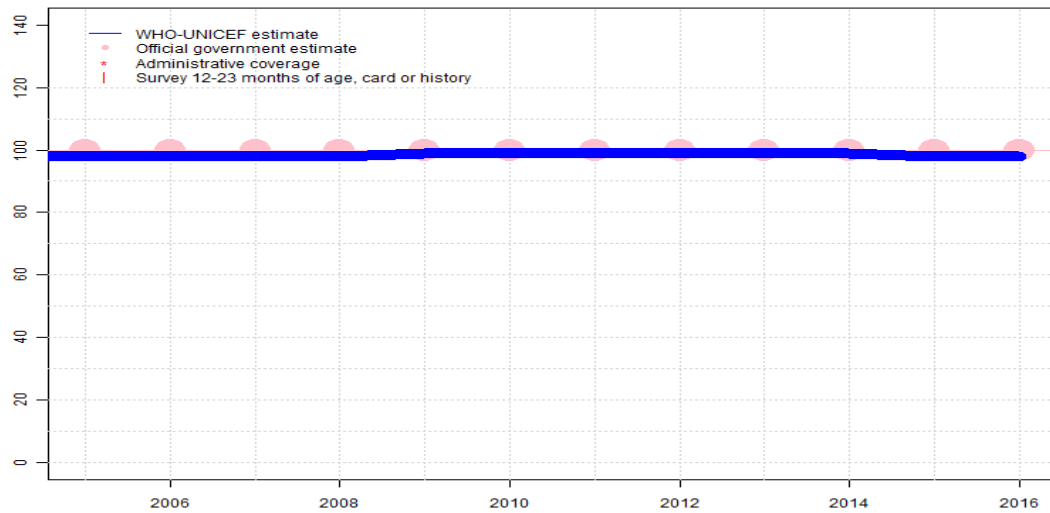
The WHO and UNICEF estimates of national immunization coverage (wuenic) are based on data and information that are of varying, and, in some instances, unknown quality. Beginning with the 2011 revision we describe the grade of confidence (GoC) we have in these estimates. As there is no underlying probability model upon which the estimates are based, we are unable to present classical measures of uncertainty, e.g., confidence intervals. Moreover, we have chosen not to make subjective estimates of plausibility/certainty ranges around the coverage. The GoC reflects the degree of empirical support upon which the estimates are based. It is not a judgment of the quality of data reported by national authorities.

- Estimate is supported by reported data [R+], coverage recalculated with an independent denominator from the World Population Prospects: 2015 revision from the UN Population Division (D+), and at least one supporting survey within 2 years [S+]. While well supported, the estimate still carries a risk of being wrong.
- Estimate is supported by at least one data source; [R+], [S+], or [D+]; and no data source, [R-], [D-], or [S-], challenges the estimate.
- There are no directly supporting data; or data from at least one source; [R-], [D-], [S-]; challenge the estimate.

In all cases these estimates should be used with caution and should be assessed in light of the objective for which they are being used.

Cyprus - DTP1

CYP - DTP1



Description:

2016: Reported data calibrated to 1997 levels. Estimate challenged by: R-
 2015: Reported data calibrated to 1997 levels. Reported coverage levels are based on the Cyprus 2015 Childrens Immunization Survey. Estimate challenged by: R-
 2014: DTP1 coverage estimated based on DTP3 coverage of 99. Estimate challenged by: R-
 2013: DTP1 coverage estimated based on DTP3 coverage of 99. Estimate challenged by: D-R-
 2012: DTP1 coverage estimated based on DTP3 coverage of 99. Estimate challenged by: D-R-
 2011: DTP1 coverage estimated based on DTP3 coverage of 99. Estimate challenged by: R-
 2010: DTP1 coverage estimated based on DTP3 coverage of 99. Estimate challenged by: R-
 2009: DTP1 coverage estimated based on DTP3 coverage of 99. Estimate challenged by: R-
 2008: Reported data calibrated to 1997 levels. Estimate challenged by: R-
 2007: Reported data calibrated to 1997 levels. Estimate challenged by: R-
 2006: Reported data calibrated to 1997 levels. Survey indicates 65 percent of immunizations are given in the private sector. Estimate challenged by: R-
 2005: Reported data calibrated to 1997 levels. Estimate challenged by: R-

	2005	2006	2007	2008	2009	2010	2011	2012	2013	2014	2015	2016
Estimate	98	98	98	98	99	99	99	99	99	99	98	98
Estimate GoC	•	•	•	•	•	•	•	•	•	•	•	•
Official	100	100	100	100	100	100	100	100	100	100	100	100
Administrative	NA	NA	NA	NA	NA	NA	NA	NA	NA	NA	NA	NA
Survey	NA	NA	NA	NA	NA	NA	NA	NA	NA	NA	NA	NA

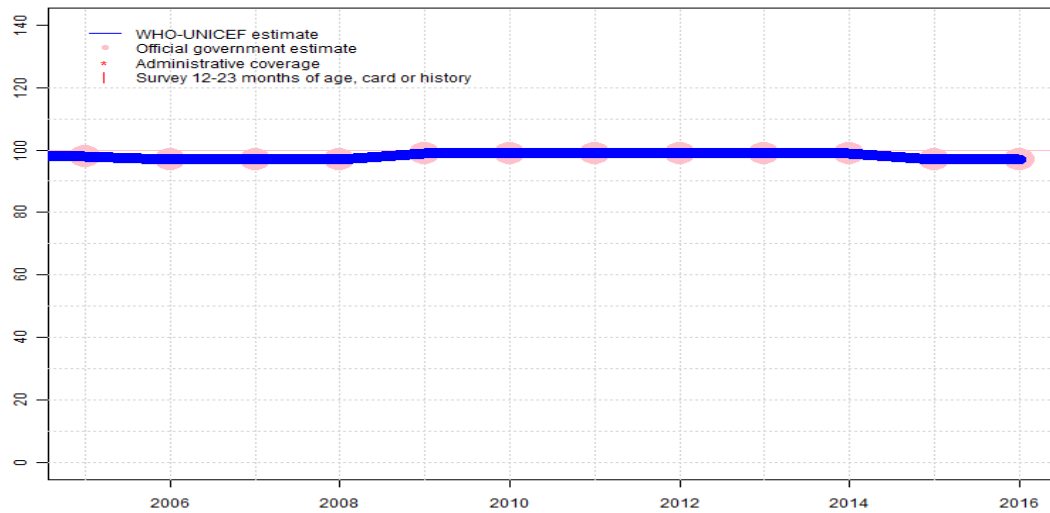
The WHO and UNICEF estimates of national immunization coverage (wuenic) are based on data and information that are of varying, and, in some instances, unknown quality. Beginning with the 2011 revision we describe the grade of confidence (GoC) we have in these estimates. As there is no underlying probability model upon which the estimates are based, we are unable to present classical measures of uncertainty, e.g., confidence intervals. Moreover, we have chosen not to make subjective estimates of plausibility/certainty ranges around the coverage. The GoC reflects the degree of empirical support upon which the estimates are based. It is not a judgment of the quality of data reported by national authorities.

- Estimate is supported by reported data [R+], coverage recalculated with an independent denominator from the World Population Prospects: 2015 revision from the UN Population Division (D+), and at least one supporting survey within 2 years [S+]. While well supported, the estimate still carries a risk of being wrong.
- Estimate is supported by at least one data source; [R+], [S+], or [D+]; and no data source, [R-], [D-], or [S-], challenges the estimate.
- There are no directly supporting data; or data from at least one source; [R-], [D-], [S-]; challenge the estimate.

In all cases these estimates should be used with caution and should be assessed in light of the objective for which they are being used.

Cyprus - DTP3

CYP - DTP3



Description:

- 2016: Estimate based on coverage reported by national government. GoC=R+
- 2015: Estimate based on coverage reported by national government. Reported coverage levels are based on the Cyprus 2015 Childrens Immunization Survey. GoC=R+
- 2014: Estimate based on coverage reported by national government. GoC=R+
- 2013: Estimate based on coverage reported by national government. Estimate challenged by: D-
- 2012: Estimate based on coverage reported by national government. Estimate challenged by: D-
- 2011: Estimate based on coverage reported by national government. GoC=R+
- 2010: Estimate based on coverage reported by national government. GoC=R+
- 2009: Estimate based on coverage reported by national government. GoC=R+
- 2008: Estimate based on coverage reported by national government. GoC=R+
- 2007: Estimate based on coverage reported by national government. GoC=R+
- 2006: Estimate based on coverage reported by national government. Survey indicates 62 percent of immunizations are given in the private sector. GoC=R+
- 2005: Estimate based on coverage reported by national government. GoC=R+

	2005	2006	2007	2008	2009	2010	2011	2012	2013	2014	2015	2016
Estimate	98	97	97	97	99	99	99	99	99	99	97	97
Estimate GoC	●●	●●	●●	●●	●●	●●	●●	●	●	●●	●●	●●
Official	98	97	97	97	99	99	99	99	99	99	97	97
Administrative	NA	NA	NA	NA	NA	NA	NA	NA	NA	NA	NA	NA
Survey	NA	NA	NA	NA	NA	NA	NA	NA	NA	NA	NA	NA

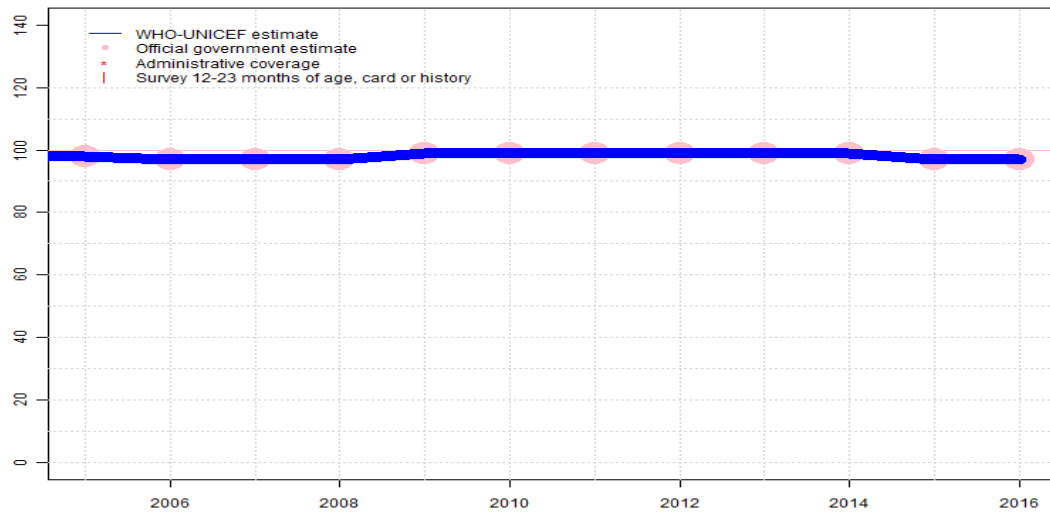
The WHO and UNICEF estimates of national immunization coverage (wuenic) are based on data and information that are of varying, and, in some instances, unknown quality. Beginning with the 2011 revision we describe the grade of confidence (GoC) we have in these estimates. As there is no underlying probability model upon which the estimates are based, we are unable to present classical measures of uncertainty, e.g., confidence intervals. Moreover, we have chosen not to make subjective estimates of plausibility/certainty ranges around the coverage. The GoC reflects the degree of empirical support upon which the estimates are based. It is not a judgment of the quality of data reported by national authorities.

- Estimate is supported by reported data [R+], coverage recalculated with an independent denominator from the World Population Prospects: 2015 revision from the UN Population Division (D+), and at least one supporting survey within 2 years [S+]. While well supported, the estimate still carries a risk of being wrong.
- Estimate is supported by at least one data source; [R+], [S+], or [D+]; and no data source, [R-], [D-], or [S-], challenges the estimate.
- There are no directly supporting data; or data from at least one source; [R-], [D-], [S-]; challenge the estimate.

In all cases these estimates should be used with caution and should be assessed in light of the objective for which they are being used.

Cyprus - Pol3

CYP - Pol3



Description:

- 2016: Estimate based on coverage reported by national government. GoC=R+
- 2015: Estimate based on coverage reported by national government. Reported coverage levels are based on the Cyprus 2015 Childrens Immunization Survey. GoC=R+
- 2014: Estimate based on coverage reported by national government. GoC=R+
- 2013: Estimate based on coverage reported by national government. Estimate challenged by: D-
- 2012: Estimate based on coverage reported by national government. Estimate challenged by: D-
- 2011: Estimate based on coverage reported by national government. GoC=R+
- 2010: Estimate based on coverage reported by national government. GoC=R+
- 2009: Estimate based on coverage reported by national government. GoC=R+
- 2008: Estimate based on coverage reported by national government. GoC=R+
- 2007: Estimate based on coverage reported by national government. GoC=R+
- 2006: Estimate based on coverage reported by national government. Survey indicates 62 percent of immunizations are given in the private sector. GoC=R+
- 2005: Estimate based on coverage reported by national government. GoC=R+

	2005	2006	2007	2008	2009	2010	2011	2012	2013	2014	2015	2016
Estimate	98	97	97	97	99	99	99	99	99	99	97	97
Estimate GoC	●●	●●	●●	●●	●●	●●	●●	●	●	●●	●●	●●
Official	98	97	97	97	99	99	99	99	99	99	97	97
Administrative	NA	NA	NA	NA	NA	NA	NA	NA	NA	NA	NA	NA
Survey	NA	NA	NA	NA	NA	NA	NA	NA	NA	NA	NA	NA

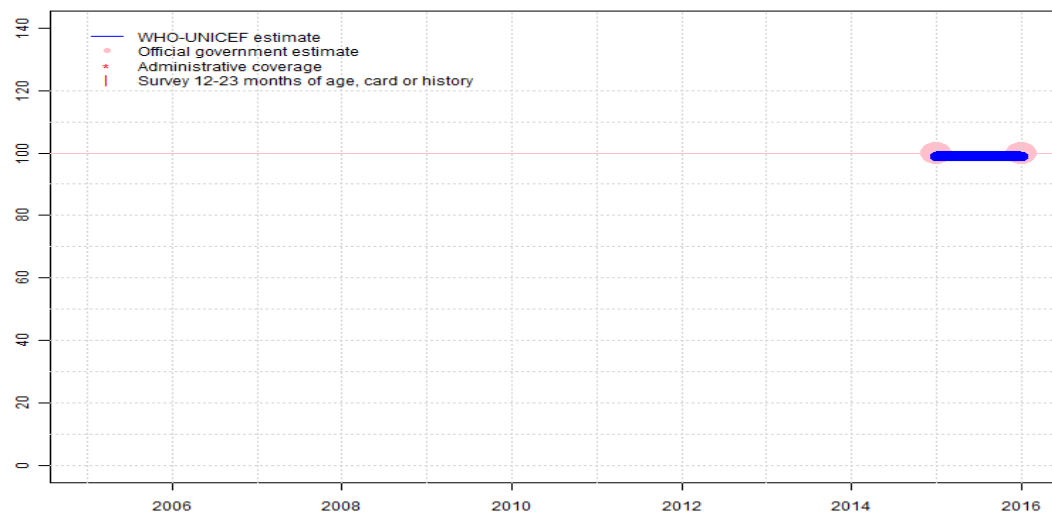
The WHO and UNICEF estimates of national immunization coverage (wuenic) are based on data and information that are of varying, and, in some instances, unknown quality. Beginning with the 2011 revision we describe the grade of confidence (GoC) we have in these estimates. As there is no underlying probability model upon which the estimates are based, we are unable to present classical measures of uncertainty, e.g., confidence intervals. Moreover, we have chosen not to make subjective estimates of plausibility/certainty ranges around the coverage. The GoC reflects the degree of empirical support upon which the estimates are based. It is not a judgment of the quality of data reported by national authorities.

- Estimate is supported by reported data [R+], coverage recalculated with an independent denominator from the World Population Prospects: 2015 revision from the UN Population Division (D+), and at least one supporting survey within 2 years [S+]. While well supported, the estimate still carries a risk of being wrong.
- Estimate is supported by at least one data source; [R+], [S+], or [D+]; and no data source, [R-], [D-], or [S-], challenges the estimate.
- There are no directly supporting data; or data from at least one source; [R-], [D-], [S-]; challenge the estimate.

In all cases these estimates should be used with caution and should be assessed in light of the objective for which they are being used.

Cyprus - IPV1

CYP - IPV1



Description:

2016: Estimate based on coverage reported by national government. GoC=R+

2015: Estimate based on coverage reported by national government. Reported coverage levels are based on the Cyprus 2015 Childrens Immunization Survey. GoC=R+

	2005	2006	2007	2008	2009	2010	2011	2012	2013	2014	2015	2016
Estimate	NA	NA	NA	NA	NA	NA	NA	NA	NA	NA	99	99
Estimate GoC	NA	NA	NA	NA	NA	NA	NA	NA	NA	NA	●●	●●
Official	NA	NA	NA	NA	NA	NA	NA	NA	NA	NA	100	100
Administrative	NA	NA	NA	NA	NA	NA	NA	NA	NA	NA	NA	NA
Survey	NA	NA	NA	NA	NA	NA	NA	NA	NA	NA	NA	NA

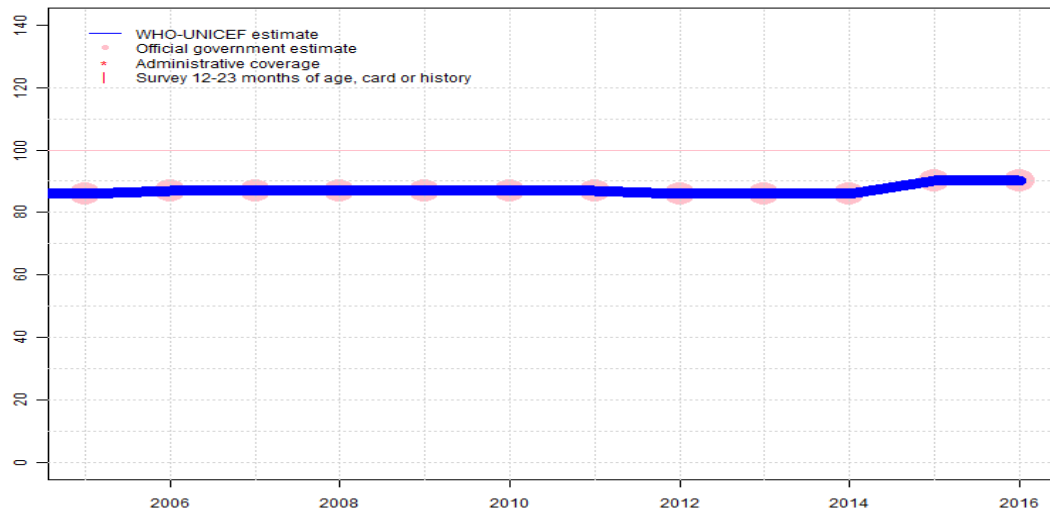
The WHO and UNICEF estimates of national immunization coverage (wuenic) are based on data and information that are of varying, and, in some instances, unknown quality. Beginning with the 2011 revision we describe the grade of confidence (GoC) we have in these estimates. As there is no underlying probability model upon which the estimates are based, we are unable to present classical measures of uncertainty, e.g., confidence intervals. Moreover, we have chosen not to make subjective estimates of plausibility/certainty ranges around the coverage. The GoC reflects the degree of empirical support upon which the estimates are based. It is not a judgment of the quality of data reported by national authorities.

- Estimate is supported by reported data [R+], coverage recalculated with an independent denominator from the World Population Prospects: 2015 revision from the UN Population Division (D+), and at least one supporting survey within 2 years [S+]. While well supported, the estimate still carries a risk of being wrong.
- Estimate is supported by at least one data source; [R+], [S+], or [D+]; and no data source, [R-], [D-], or [S-], challenges the estimate.
- There are no directly supporting data; or data from at least one source; [R-], [D-], [S-]; challenge the estimate.

In all cases these estimates should be used with caution and should be assessed in light of the objective for which they are being used.

Cyprus - MCV1

CYP - MCV1



Description:

- 2016: Estimate based on coverage reported by national government. GoC=R+
- 2015: Estimate based on coverage reported by national government. Reported coverage levels are based on the Cyprus 2015 Childrens Immunization Survey. GoC=R+
- 2014: Estimate based on coverage reported by national government. GoC=R+
- 2013: Estimate based on coverage reported by national government. Estimate challenged by: D-
- 2012: Estimate based on coverage reported by national government. Estimate challenged by: D-
- 2011: Estimate based on coverage reported by national government. GoC=R+
- 2010: Estimate based on coverage reported by national government. GoC=R+
- 2009: Estimate based on coverage reported by national government. Reported data accepted for other antigens. GoC=R+
- 2008: Estimate based on coverage reported by national government. GoC=R+
- 2007: Estimate based on coverage reported by national government. GoC=R+
- 2006: Estimate based on coverage reported by national government. Survey indicates 56 percent of immunizations are given in the private sector. GoC=R+
- 2005: Estimate based on coverage reported by national government. GoC=R+

	2005	2006	2007	2008	2009	2010	2011	2012	2013	2014	2015	2016
Estimate	86	87	87	87	87	87	87	86	86	86	90	90
Estimate GoC	••	••	••	••	••	••	••	•	•	••	••	••
Official	86	87	87	87	87	87	87	86	86	86	90	90
Administrative	NA	NA	NA	NA	NA	NA	NA	NA	NA	NA	NA	NA
Survey	NA	NA	NA	NA	NA	NA	NA	NA	NA	NA	NA	NA

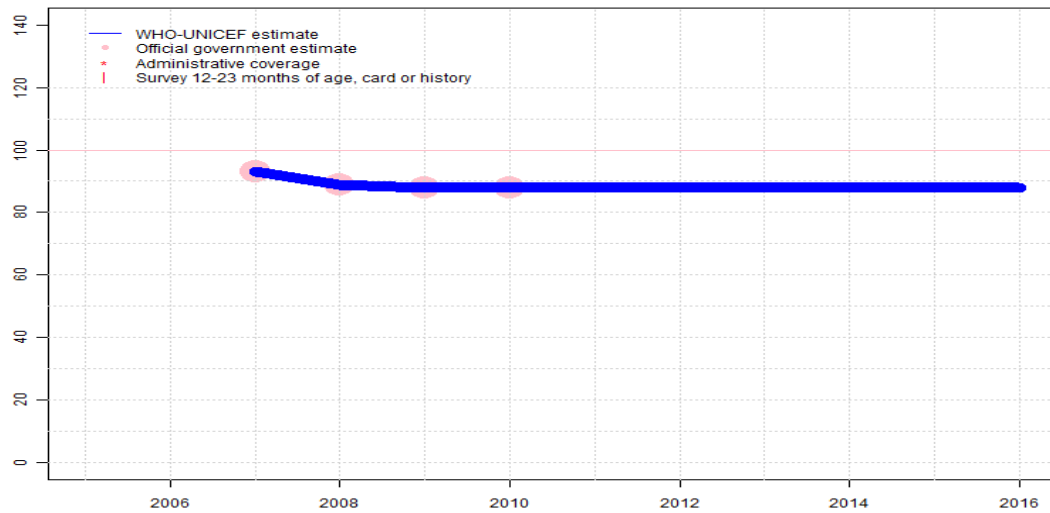
The WHO and UNICEF estimates of national immunization coverage (wuenic) are based on data and information that are of varying, and, in some instances, unknown quality. Beginning with the 2011 revision we describe the grade of confidence (GoC) we have in these estimates. As there is no underlying probability model upon which the estimates are based, we are unable to present classical measures of uncertainty, e.g., confidence intervals. Moreover, we have chosen not to make subjective estimates of plausibility/certainty ranges around the coverage. The GoC reflects the degree of empirical support upon which the estimates are based. It is not a judgment of the quality of data reported by national authorities.

- Estimate is supported by reported data [R+], coverage recalculated with an independent denominator from the World Population Prospects: 2015 revision from the UN Population Division (D+), and at least one supporting survey within 2 years [S+]. While well supported, the estimate still carries a risk of being wrong.
- Estimate is supported by at least one data source; [R+], [S+], or [D+]; and no data source, [R-], [D-], or [S-], challenges the estimate.
- There are no directly supporting data; or data from at least one source; [R-], [D-], [S-]; challenge the estimate.

In all cases these estimates should be used with caution and should be assessed in light of the objective for which they are being used.

Cyprus - MCV2

CYP - MCV2



Description:

Coverage estimates for the second dose of measles containing vaccine are for children by the nationally recommended age.

- 2016: Estimate based on extrapolation from data reported by national government. GoC=No accepted empirical data
- 2015: Estimate based on extrapolation from data reported by national government. Reported coverage levels are based on the Cyprus 2015 Childrens Immunization Survey. GoC=No accepted empirical data
- 2014: Estimate based on extrapolation from data reported by national government. GoC=No accepted empirical data
- 2013: Estimate based on extrapolation from data reported by national government. Estimate challenged by: D-
- 2012: Estimate based on extrapolation from data reported by national government. GoC=No accepted empirical data
- 2011: Estimate based on extrapolation from data reported by national government. GoC=No accepted empirical data
- 2010: Estimate based on coverage reported by national government. GoC=R+
- 2009: Estimate based on coverage reported by national government. GoC=R+
- 2008: Estimate based on coverage reported by national government. GoC=R+
- 2007: Estimate based on coverage reported by national government. GoC=R+

	2005	2006	2007	2008	2009	2010	2011	2012	2013	2014	2015	2016
Estimate	NA	NA	93	89	88	88	88	88	88	88	88	88
Estimate GoC	NA	NA	●●	●●	●●	●●	●	●	●	●	●	●
Official	NA	NA	93	89	88	88	NA	NA	NA	NA	NA	NA
Administrative	NA	NA	NA	NA	NA	NA	NA	NA	NA	NA	NA	NA
Survey	NA	NA	NA	NA	NA	NA	NA	NA	NA	NA	NA	NA

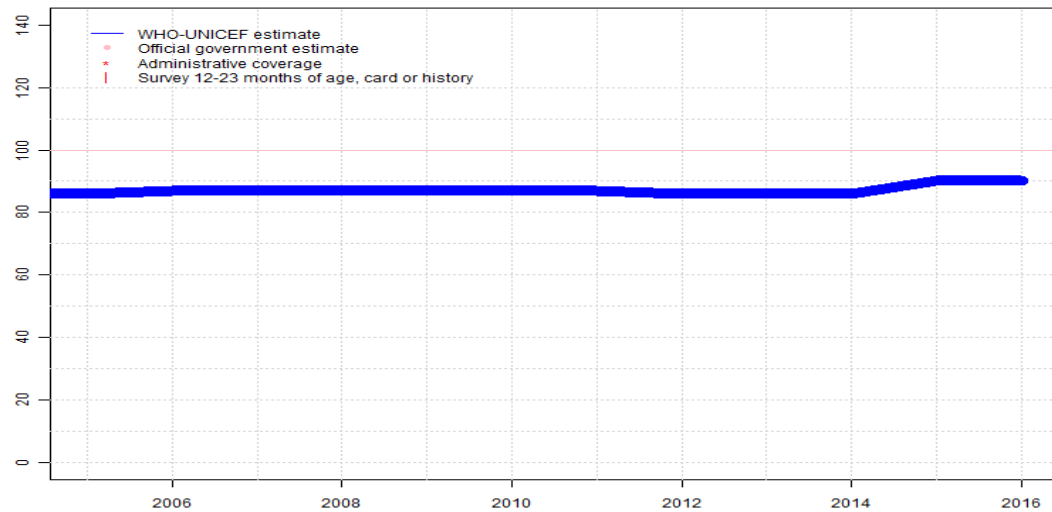
The WHO and UNICEF estimates of national immunization coverage (wuenic) are based on data and information that are of varying, and, in some instances, unknown quality. Beginning with the 2011 revision we describe the grade of confidence (GoC) we have in these estimates. As there is no underlying probability model upon which the estimates are based, we are unable to present classical measures of uncertainty, e.g., confidence intervals. Moreover, we have chosen not to make subjective estimates of plausibility/certainty ranges around the coverage. The GoC reflects the degree of empirical support upon which the estimates are based. It is not a judgment of the quality of data reported by national authorities.

- Estimate is supported by reported data [R+], coverage recalculated with an independent denominator from the World Population Prospects: 2015 revision from the UN Population Division (D+), and at least one supporting survey within 2 years [S+]. While well supported, the estimate still carries a risk of being wrong.
- Estimate is supported by at least one data source; [R+], [S+], or [D+]; and no data source, [R-], [D-], or [S-], challenges the estimate.
- There are no directly supporting data; or data from at least one source; [R-], [D-], [S-]; challenge the estimate.

In all cases these estimates should be used with caution and should be assessed in light of the objective for which they are being used.

Cyprus - RCV1

CYP - RCV1



Description:

For this revision, coverage estimates for the first dose of rubella containing vaccine are based on WHO and UNICEF estimates of coverage of measles containing vaccine. Nationally reported coverage of rubella containing vaccine is not taken into consideration nor are they represented in the the accompanying graph and data table.

- 2016: Estimate based on estimated MCV1. GoC=R+
- 2015: Estimate based on estimated MCV1. Reported coverage levels are based on the Cyprus 2015 Childrens Immunization Survey. GoC=R+
- 2014: Estimate based on estimated MCV1. GoC=R+
- 2013: Estimate based on estimated MCV1. Estimate challenged by: D-
- 2012: Estimate based on estimated MCV1. Estimate challenged by: D-
- 2011: Estimate based on estimated MCV1. GoC=R+
- 2010: Estimate based on estimated MCV1. GoC=R+
- 2009: Estimate based on estimated MCV1. GoC=R+
- 2008: Estimate based on estimated MCV1. GoC=R+
- 2007: Estimate based on estimated MCV1. GoC=R+
- 2006: Estimate based on estimated MCV1. GoC=R+
- 2005: Estimate based on estimated MCV1. GoC=R+

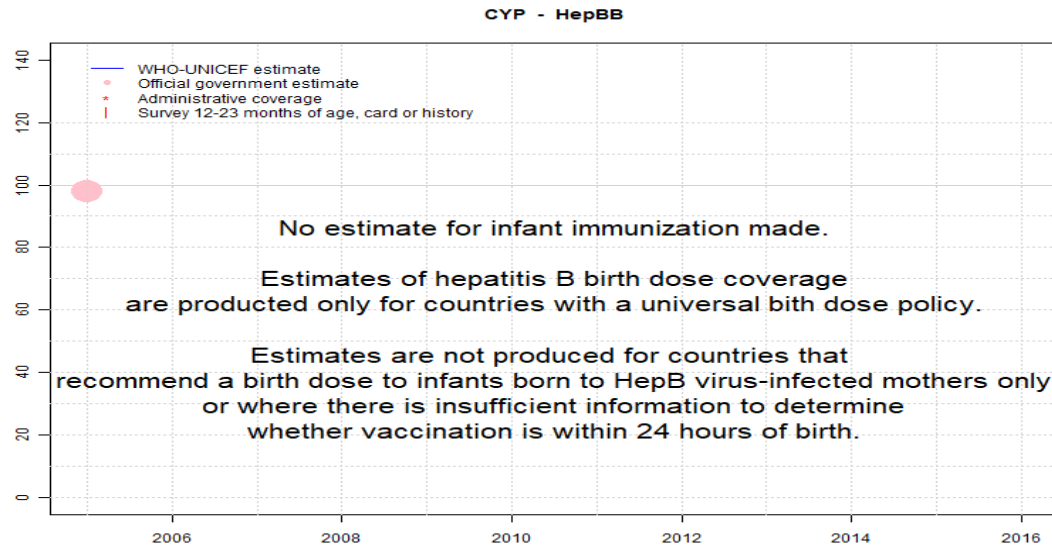
	2005	2006	2007	2008	2009	2010	2011	2012	2013	2014	2015	2016
Estimate	86	87	87	87	87	87	87	86	86	86	90	90
Estimate GoC	••	••	••	••	••	••	••	•	•	••	••	••
Official	NA	NA	NA	NA	NA	NA	NA	NA	NA	NA	NA	NA
Administrative	NA	NA	NA	NA	NA	NA	NA	NA	NA	NA	NA	NA
Survey	NA	NA	NA	NA	NA	NA	NA	NA	NA	NA	NA	NA

The WHO and UNICEF estimates of national immunization coverage (wuenic) are based on data and information that are of varying, and, in some instances, unknown quality. Beginning with the 2011 revision we describe the grade of confidence (GoC) we have in these estimates. As there is no underlying probability model upon which the estimates are based, we are unable to present classical measures of uncertainty, e.g., confidence intervals. Moreover, we have chosen not to make subjective estimates of plausibility/certainty ranges around the coverage. The GoC reflects the degree of empirical support upon which the estimates are based. It is not a judgment of the quality of data reported by national authorities.

- Estimate is supported by reported data [R+], coverage recalculated with an independent denominator from the World Population Prospects: 2015 revision from the UN Population Division (D+), and at least one supporting survey within 2 years [S+]. While well supported, the estimate still carries a risk of being wrong.
- Estimate is supported by at least one data source; [R+], [S+], or [D+]; and no data source, [R-], [D-], or [S-], challenges the estimate.
- There are no directly supporting data; or data from at least one source; [R-], [D-], [S-]; challenge the estimate.

In all cases these estimates should be used with caution and should be assessed in light of the objective for which they are being used.

Cyprus - HepBB



	2005	2006	2007	2008	2009	2010	2011	2012	2013	2014	2015	2016
Estimate	NA	NA	NA	NA	NA	NA	NA	NA	NA	NA	NA	NA
Estimate GoC	NA	NA	NA	NA	NA	NA	NA	NA	NA	NA	NA	NA
Official	98	NA	NA	NA	NA	NA	NA	NA	NA	NA	NA	NA
Administrative	NA	NA	NA	NA	NA	NA	NA	NA	NA	NA	NA	NA
Survey	NA	NA	NA	NA	NA	NA	NA	NA	NA	NA	NA	NA

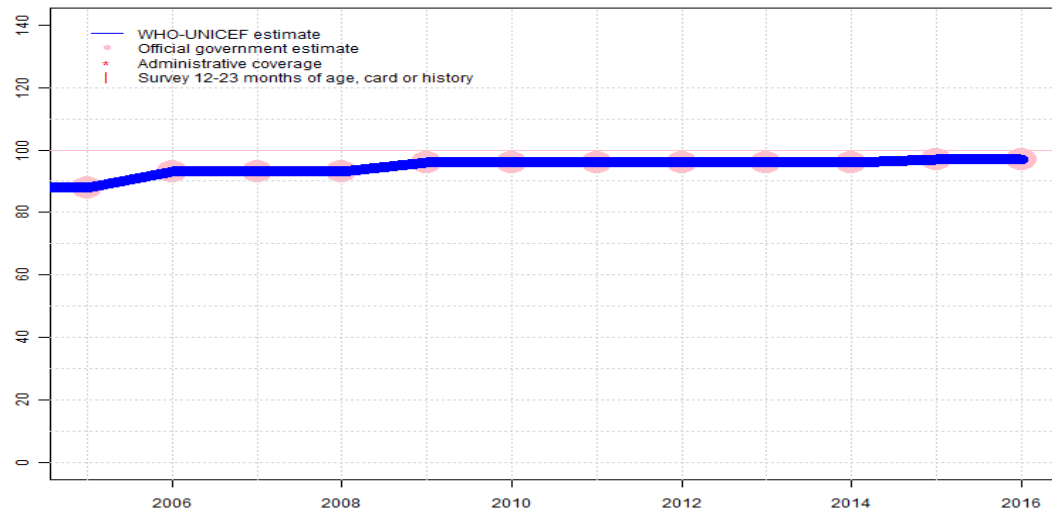
The WHO and UNICEF estimates of national immunization coverage (wuenic) are based on data and information that are of varying, and, in some instances, unknown quality. Beginning with the 2011 revision we describe the grade of confidence (GoC) we have in these estimates. As there is no underlying probability model upon which the estimates are based, we are unable to present classical measures of uncertainty, e.g., confidence intervals. Moreover, we have chosen not to make subjective estimates of plausibility/certainty ranges around the coverage. The GoC reflects the degree of empirical support upon which the estimates are based. It is not a judgment of the quality of data reported by national authorities.

- Estimate is supported by reported data [R+], coverage recalculated with an independent denominator from the World Population Prospects: 2015 revision from the UN Population Division (D+), and at least one supporting survey within 2 years [S+]. While well supported, the estimate still carries a risk of being wrong.
- Estimate is supported by at least one data source; [R+], [S+], or [D+]; and no data source, [R-], [D-], or [S-], challenges the estimate.
- There are no directly supporting data; or data from at least one source; [R-], [D-], [S-]; challenge the estimate.

In all cases these estimates should be used with caution and should be assessed in light of the objective for which they are being used.

Cyprus - HepB3

CYP - HepB3



Description:

- 2016: Estimate based on coverage reported by national government. GoC=R+
- 2015: Estimate based on coverage reported by national government. Reported coverage levels are based on the Cyprus 2015 Childrens Immunization Survey. GoC=R+
- 2014: Estimate based on coverage reported by national government. GoC=R+
- 2013: Estimate based on coverage reported by national government. Estimate challenged by: D-
- 2012: Estimate based on coverage reported by national government. Estimate challenged by: D-
- 2011: Estimate based on coverage reported by national government. GoC=R+
- 2010: Estimate based on coverage reported by national government. GoC=R+
- 2009: Estimate based on coverage reported by national government. GoC=R+
- 2008: Estimate based on coverage reported by national government. GoC=R+
- 2007: Estimate based on coverage reported by national government. GoC=R+
- 2006: Estimate based on coverage reported by national government. Survey indicates 62 percent of immunizations are given in the private sector. GoC=R+
- 2005: Estimate based on coverage reported by national government. GoC=R+

	2005	2006	2007	2008	2009	2010	2011	2012	2013	2014	2015	2016
Estimate	88	93	93	93	96	96	96	96	96	96	97	97
Estimate GoC	••	••	••	••	••	••	••	•	•	••	••	••
Official	88	93	93	93	96	96	96	96	96	96	97	97
Administrative	NA	NA	NA	NA	NA	NA	NA	NA	NA	NA	NA	NA
Survey	NA	NA	NA	NA	NA	NA	NA	NA	NA	NA	NA	NA

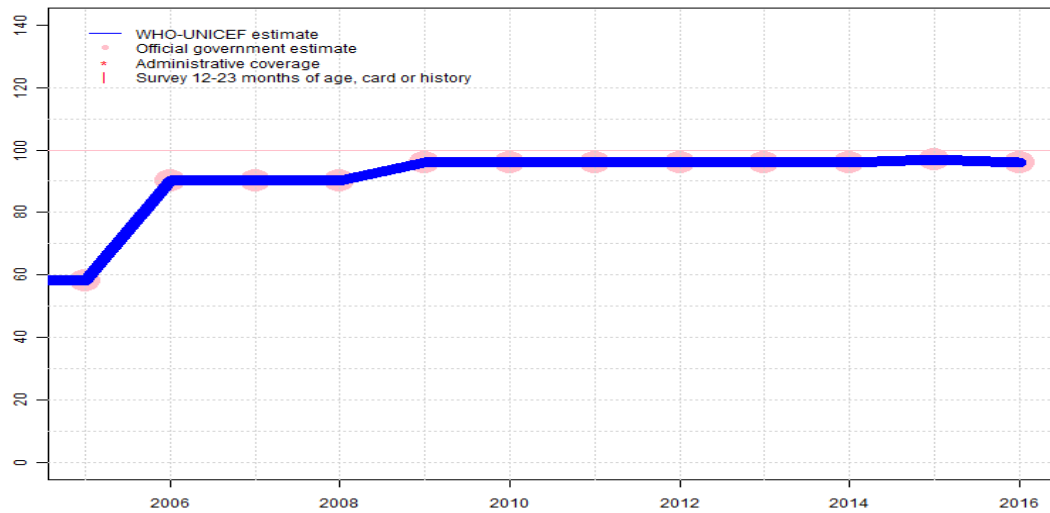
The WHO and UNICEF estimates of national immunization coverage (wuenic) are based on data and information that are of varying, and, in some instances, unknown quality. Beginning with the 2011 revision we describe the grade of confidence (GoC) we have in these estimates. As there is no underlying probability model upon which the estimates are based, we are unable to present classical measures of uncertainty, e.g., confidence intervals. Moreover, we have chosen not to make subjective estimates of plausibility/certainty ranges around the coverage. The GoC reflects the degree of empirical support upon which the estimates are based. It is not a judgment of the quality of data reported by national authorities.

- Estimate is supported by reported data [R+], coverage recalculated with an independent denominator from the World Population Prospects: 2015 revision from the UN Population Division (D+), and at least one supporting survey within 2 years [S+]. While well supported, the estimate still carries a risk of being wrong.
- Estimate is supported by at least one data source; [R+], [S+], or [D+]; and no data source, [R-], [D-], or [S-], challenges the estimate.
- There are no directly supporting data; or data from at least one source; [R-], [D-], [S-]; challenge the estimate.

In all cases these estimates should be used with caution and should be assessed in light of the objective for which they are being used.

Cyprus - Hib3

CYP - Hib3



Description:

- 2016: Estimate based on coverage reported by national government. GoC=R+
- 2015: Estimate based on coverage reported by national government. Reported coverage levels are based on the Cyprus 2015 Childrens Immunization Survey. GoC=R+
- 2014: Estimate based on coverage reported by national government. GoC=R+
- 2013: Estimate based on coverage reported by national government. Estimate challenged by: D-
- 2012: Estimate based on coverage reported by national government. Estimate challenged by: D-
- 2011: Estimate based on coverage reported by national government. GoC=R+
- 2010: Estimate based on coverage reported by national government. GoC=R+
- 2009: Estimate based on coverage reported by national government. GoC=R+
- 2008: Estimate based on coverage reported by national government. GoC=R+
- 2007: Estimate based on coverage reported by national government. GoC=R+
- 2006: Estimate based on coverage reported by national government. Survey indicates 61 percent of immunizations are given in the private sector. GoC=R+
- 2005: Estimate based on coverage reported by national government. GoC=R+

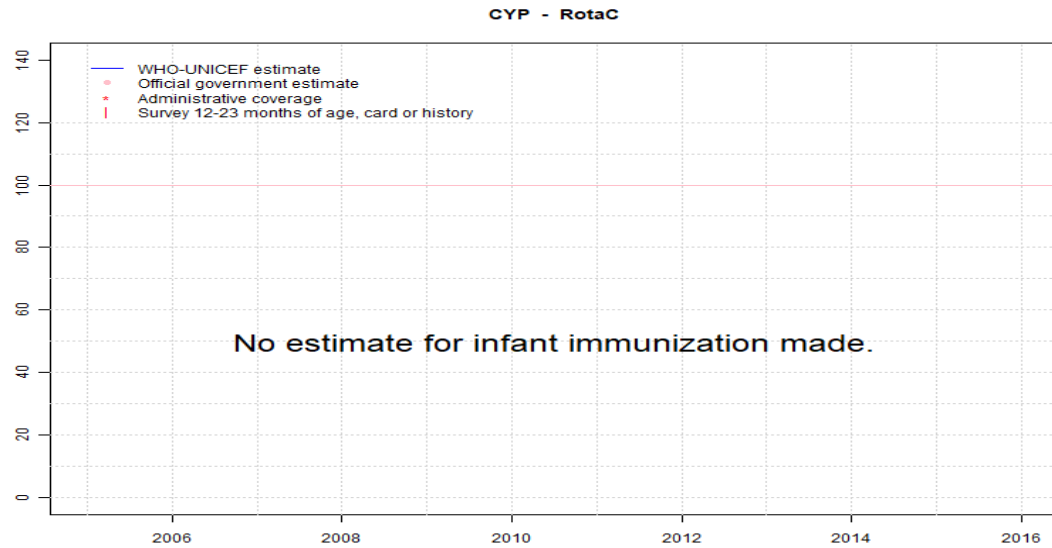
	2005	2006	2007	2008	2009	2010	2011	2012	2013	2014	2015	2016
Estimate	58	90	90	90	96	96	96	96	96	96	97	96
Estimate GoC	••	••	••	••	••	••	••	•	•	••	••	••
Official	58	90	90	90	96	96	96	96	96	96	97	96
Administrative	NA	NA	NA	NA	NA	NA	NA	NA	NA	NA	NA	NA
Survey	NA	NA	NA	NA	NA	NA	NA	NA	NA	NA	NA	NA

The WHO and UNICEF estimates of national immunization coverage (wuenic) are based on data and information that are of varying, and, in some instances, unknown quality. Beginning with the 2011 revision we describe the grade of confidence (GoC) we have in these estimates. As there is no underlying probability model upon which the estimates are based, we are unable to present classical measures of uncertainty, e.g., confidence intervals. Moreover, we have chosen not to make subjective estimates of plausibility/certainty ranges around the coverage. The GoC reflects the degree of empirical support upon which the estimates are based. It is not a judgment of the quality of data reported by national authorities.

- Estimate is supported by reported data [R+], coverage recalculated with an independent denominator from the World Population Prospects: 2015 revision from the UN Population Division (D+), and at least one supporting survey within 2 years [S+]. While well supported, the estimate still carries a risk of being wrong.
- Estimate is supported by at least one data source; [R+], [S+], or [D+]; and no data source, [R-], [D-], or [S-], challenges the estimate.
- There are no directly supporting data; or data from at least one source; [R-], [D-], [S-]; challenge the estimate.

In all cases these estimates should be used with caution and should be assessed in light of the objective for which they are being used.

Cyprus - RotaC



	2005	2006	2007	2008	2009	2010	2011	2012	2013	2014	2015	2016
Estimate	NA	NA	NA	NA	NA	NA	NA	NA	NA	NA	NA	NA
Estimate GoC	NA	NA	NA	NA	NA	NA	NA	NA	NA	NA	NA	NA
Official	NA	NA	NA	NA	NA	NA	NA	NA	NA	NA	NA	NA
Administrative	NA	NA	NA	NA	NA	NA	NA	NA	NA	NA	NA	NA
Survey	NA	NA	NA	NA	NA	NA	NA	NA	NA	NA	NA	NA

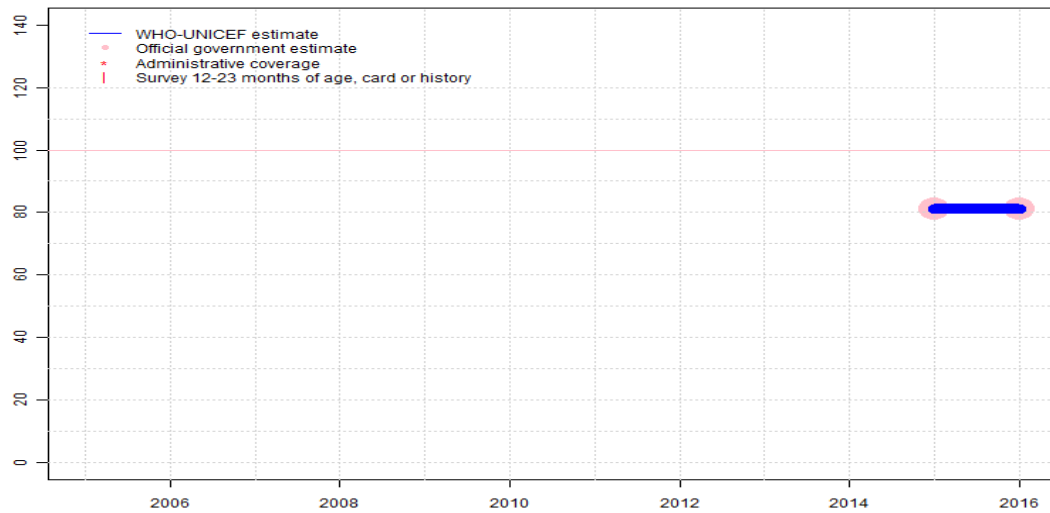
The WHO and UNICEF estimates of national immunization coverage (wuenic) are based on data and information that are of varying, and, in some instances, unknown quality. Beginning with the 2011 revision we describe the grade of confidence (GoC) we have in these estimates. As there is no underlying probability model upon which the estimates are based, we are unable to present classical measures of uncertainty, e.g., confidence intervals. Moreover, we have chosen not to make subjective estimates of plausibility/certainty ranges around the coverage. The GoC reflects the degree of empirical support upon which the estimates are based. It is not a judgment of the quality of data reported by national authorities.

- Estimate is supported by reported data [R+], coverage recalculated with an independent denominator from the World Population Prospects: 2015 revision from the UN Population Division (D+), and at least one supporting survey within 2 years [S+]. While well supported, the estimate still carries a risk of being wrong.
- Estimate is supported by at least one data source; [R+], [S+], or [D+]; and no data source, [R-], [D-], or [S-], challenges the estimate.
- There are no directly supporting data; or data from at least one source; [R-], [D-], [S-]; challenge the estimate.

In all cases these estimates should be used with caution and should be assessed in light of the objective for which they are being used.

Cyprus - PcV3

CYP - PcV3



Description:

2016: Estimate based on coverage reported by national government. GoC=R+

2015: Estimate based on coverage reported by national government. Reported coverage levels are based on the Cyprus 2015 Childrens Immunization Survey. Pneumococcal conjugate vaccine introduced in 2007. Reporting started in 2015. GoC=R+

	2005	2006	2007	2008	2009	2010	2011	2012	2013	2014	2015	2016
Estimate	NA	NA	NA	NA	NA	NA	NA	NA	NA	NA	81	81
Estimate GoC	NA	NA	NA	NA	NA	NA	NA	NA	NA	NA	●●	●●
Official	NA	NA	NA	NA	NA	NA	NA	NA	NA	NA	81	81
Administrative	NA	NA	NA	NA	NA	NA	NA	NA	NA	NA	NA	NA
Survey	NA	NA	NA	NA	NA	NA	NA	NA	NA	NA	NA	NA

The WHO and UNICEF estimates of national immunization coverage (wuenic) are based on data and information that are of varying, and, in some instances, unknown quality. Beginning with the 2011 revision we describe the grade of confidence (GoC) we have in these estimates. As there is no underlying probability model upon which the estimates are based, we are unable to present classical measures of uncertainty, e.g., confidence intervals. Moreover, we have chosen not to make subjective estimates of plausibility/certainty ranges around the coverage. The GoC reflects the degree of empirical support upon which the estimates are based. It is not a judgment of the quality of data reported by national authorities.

- Estimate is supported by reported data [R+], coverage recalculated with an independent denominator from the World Population Prospects: 2015 revision from the UN Population Division (D+), and at least one supporting survey within 2 years [S+]. While well supported, the estimate still carries a risk of being wrong.
- Estimate is supported by at least one data source; [R+], [S+], or [D+]; and no data source, [R-], [D-], or [S-], challenges the estimate.
- There are no directly supporting data; or data from at least one source; [R-], [D-], [S-]; challenge the estimate.

In all cases these estimates should be used with caution and should be assessed in light of the objective for which they are being used.

Cyprus - survey details

2013 Cyprus 2015 Childrens Immunization Survey

Vaccine	Confirmation method	Coverage	Age cohort	Sample	Cards seen
DTP1	Card or History	100	17-24 m	417	-
DTP3	Card or History	99	17-24 m	417	-
HepB1	Card or History	99	17-24 m	417	-
HepB3	Card or History	96	17-24 m	417	-
Hib3	Card or History	52	17-24 m	417	-
MCV1	Card or History	86	17-24 m	417	-
PcV3	Card or History	59	17-24 m	417	-
Pol1	Card or History	100	17-24 m	417	-
Pol3	Card or History	99	17-24 m	417	-

2007 Cyprus 2009 Childrens Immunization Survey

Vaccine	Confirmation method	Coverage	Age cohort	Sample	Cards seen
DTP1	Card or History	100	17-24 m	419	-
DTP3	Card or History	99	17-24 m	419	-
HepB1	Card or History	100	17-24 m	419	-
HepB3	Card or History	96	17-24 m	419	-
Hib3	Card or History	92	17-24 m	419	-
MCV1	Card or History	87	17-24 m	419	-
PcV3	Card or History	31	17-24 m	419	-
Pol1	Card or History	100	17-24 m	419	-
Pol3	Card or History	99	17-24 m	419	-

Further information and estimates for previous years are available at:

<http://www.data.unicef.org/child-health/immunization>

http://www.who.int/immunization/monitoring_surveillance/routine/coverage/en/index4.html