

BACKGROUND NOTE: Each year WHO and UNICEF jointly review reports submitted by Member States regarding national immunization coverage, finalized survey reports as well as data from the published and grey literature. Based on these data, with due consideration to potential biases and the views of local experts, WHO and UNICEF attempt to distinguish between situations where the available empirical data accurately reflect immunization system performance and those where the data are likely to be compromised and present a misleading view of immunization coverage while jointly estimating the most likely coverage levels for each country.

WHO and UNICEF estimates are country-specific; that is to say, each country's data are reviewed individually, and data are not borrowed from other countries in the absence of data. Estimates are not based on ad hoc adjustments to reported data; in some instances empirical data are available from a single source, usually the nationally reported coverage data. In cases where no data are available for a given country/vaccine/year combination, data are considered from earlier and later years and interpolated to estimate coverage for the missing year(s). In cases where data sources are mixed and show large variation, an attempt is made to identify the most likely estimate with consideration of the possible biases in available data. For methods see:

*Burton et al. 2009. WHO and UNICEF estimates of national infant immunization coverage: methods and processes.

*Burton et al. 2012. A formal representation of the WHO and UNICEF estimates of national immunization coverage: a computational logic approach.

*Brown et al. 2013. An introduction to the grade of confidence used to characterize uncertainty around the WHO and UNICEF estimates of national immunization coverage.

DATA SOURCES.

ADMINISTRATIVE coverage: Reported by national authorities and based on aggregated administrative reports from health service providers on the number of vaccinations administered during a given period (numerator data) and reported target population data (denominator data). May be biased by inaccurate numerator and/or denominator data.

OFFICIAL coverage: Estimated coverage reported by national authorities that reflects their assessment of the most likely coverage based on any combination of administrative coverage, survey-based estimates or other data sources or adjustments. Approaches to determine OFFICIAL coverage may differ across countries.

SURVEY coverage: Based on estimated coverage from population-based household surveys among children aged 12-23 months or 24-35 months following a review of survey methods and results. Information is based on the combination of vaccination history from documented evidence or caregiver recall. Survey results are considered for the appropriate birth cohort based on the period of data collection.

ABBREVIATIONS

BCG: percentage of births who received one dose of Bacillus Calmette Guerin vaccine.

DTP1 / DTP3: percentage of surviving infants who received the 1st / 3rd dose, respectively, of diphtheria and tetanus toxoid with pertussis containing vaccine.

Pol3: percentage of surviving infants who received the 3rd dose of polio containing vaccine. May be either oral or inactivated polio vaccine.

IPV1: percentage of surviving infants who received at least one dose of inactivated polio vaccine. In countries utilizing an immunization schedule recommending either (i) a primary series of three doses of oral polio vaccine (OPV) plus at least one dose of IPV where OPV is included in routine

immunization and/or campaign or (ii) a sequential schedule of IPV followed by OPV, WHO and UNICEF estimates for IPV1 reflect coverage with at least one routine dose of IPV among infants <1 year of age among countries. For countries utilizing IPV containing vaccine use only, i.e., no recommended dose of OPV, the WHO and UNICEF estimate for IPV1 corresponds to coverage for the 1st dose of IPV.

Production of IPV coverage estimates, which begins in 2015, results in no change of the estimated coverage levels for the 3rd dose of polio (Pol3). For countries recommending routine immunization with a primary series of three doses of IPV alone, WHO and UNICEF estimated Pol3 coverage is equivalent to estimated coverage with three doses of IPV. For countries with a sequential schedule, estimated Pol3 coverage is based on that for the 3rd dose of polio vaccine regardless of vaccine type.

MCV1: percentage of surviving infants who received the 1st dose of measles containing vaccine. In countries where the national schedule recommends the 1st dose of MCV at 12 months or later based on the epidemiology of disease in the country, coverage estimates reflect the percentage of children who received the 1st dose of MCV as recommended.

MCV2: percentage of children who received the 2nd dose of measles containing vaccine according to the nationally recommended schedule.

RCV1: percentage of surviving infants who received the 1st dose of rubella containing vaccine. Coverage estimates are based on WHO and UNICEF estimates of coverage for the dose of measles containing vaccine that corresponds to the first measles-rubella combination vaccine. Nationally reported coverage of RCV is not taken into consideration nor are the data represented in the accompanying graph and data table.

HepBB: percentage of births which received a dose of hepatitis B vaccine within 24 hours of delivery. Estimates of hepatitis B birth dose coverage are produced only for countries with a universal birth dose policy. Estimates are not produced for countries that recommend a birth dose to infants born to HepB virus-infected mothers only or where there is insufficient information to determine whether vaccination is within 24 hours of birth.

HepB3: percentage of surviving infants who received the 3rd dose of hepatitis B containing vaccine following the birth dose.

Hib3: percentage of surviving infants who received the 3rd dose of Haemophilus influenzae type b containing vaccine.

RotaC: percentage of surviving infants who received the final recommended dose of rotavirus vaccine, which can be either the 2nd or the 3rd dose depending on the vaccine.

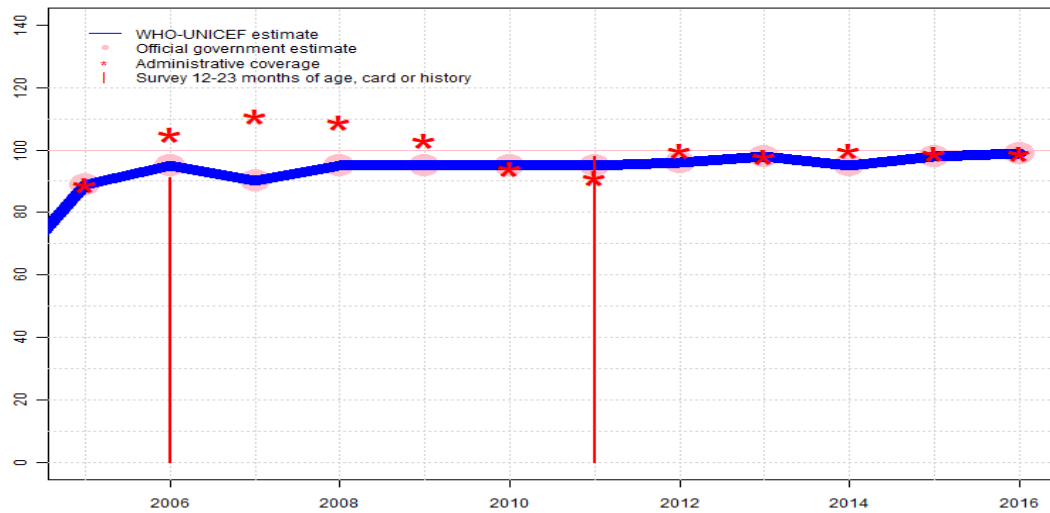
PcV3: percentage of surviving infants who received the 3rd dose of pneumococcal conjugate vaccine. In countries where the national schedule recommends two doses during infancy and a booster dose at 12 months or later based on the epidemiology of disease in the country, coverage estimates may reflect the percentage of surviving infants who received two doses of PcV prior to the 1st birthday.

YFV: percentage of surviving infants who received one dose of yellow fever vaccine in countries where YFV is part of the national immunization schedule for children or is recommended in at risk areas; coverage estimates are annualized for the entire cohort of surviving infants.

Disclaimer: All reasonable precautions have been taken by the World Health Organization and United Nations Children's Fund to verify the information contained in this publication. However, the published material is being distributed without warranty of any kind, either expressed or implied. The responsibility for the interpretation and use of the material lies with the reader. In no event shall the World Health Organization or United Nations Children's Fund be liable for damages arising from its use.

Jordan - BCG

JOR - BCG



Description:

- 2016: Estimate based on coverage reported by national government. Reported target population estimates from the national immunization programme reflect a stable 2 percent year-to-year increase since 2010 that is not reflective of a recent influx of displaced Syrian subpopulations into Jordan that may impact reported coverage levels. GoC=R+ D+
- 2015: Estimate based on coverage reported by national government. Reported target population estimates from the national immunization programme reflect a stable 2 percent year-to-year increase since 2010 that is not reflective of a recent influx of displaced Syrian subpopulations into Jordan that may impact reported coverage levels. GoC=R+ D+
- 2014: Estimate based on coverage reported by national government. Reported target population estimates from the national immunization programme reflect a stable 2 percent year-to-year increase since 2010 that is not reflective of a recent influx of displaced Syrian subpopulations into Jordan that may impact reported coverage levels. GoC=R+ D+
- 2013: Estimate based on coverage reported by national government. GoC=R+ S+ D+
- 2012: Estimate based on coverage reported by national government. GoC=R+ S+ D+
- 2011: Estimate based on coverage reported by national government supported by survey. Survey evidence of 98 percent based on 1 survey(s). GoC=R+ S+ D+
- 2010: Estimate based on coverage reported by national government. GoC=R+ S+ D+
- 2009: Estimate based on coverage reported by national government. GoC=R+ S+ D+
- 2008: Estimate based on coverage reported by national government. GoC=R+ S+ D+
- 2007: Estimate based on coverage reported by national government. Estimate challenged by: D-
- 2006: Estimate based on coverage reported by national government supported by survey. Survey evidence of 91 percent based on 1 survey(s). GoC=R+ S+ D+
- 2005: Estimate based on reported data. GoC=R+ S+ D+

	2005	2006	2007	2008	2009	2010	2011	2012	2013	2014	2015	2016
Estimate	89	95	90	95	95	95	95	96	98	95	98	99
Estimate GoC	●●●	●●●	●	●●●	●●●	●●●	●●●	●●●	●●●	●●	●●	●●
Official	89	95	90	95	95	95	95	96	98	95	98	99
Administrative	89	105	111	109	103	94	91	100	98	100	99	99
Survey	NA	91	NA	NA	NA	NA	98	NA	NA	NA	NA	NA

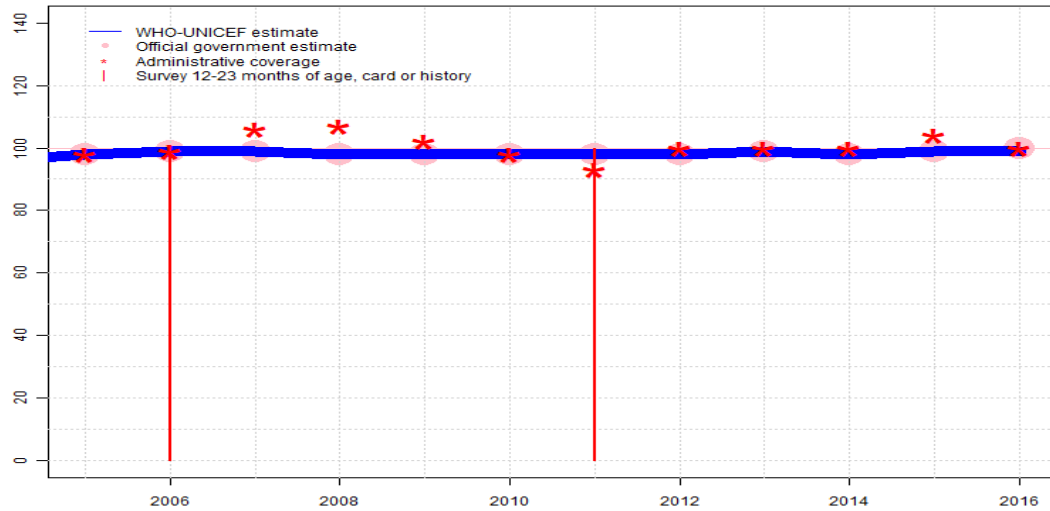
The WHO and UNICEF estimates of national immunization coverage (wuenic) are based on data and information that are of varying, and, in some instances, unknown quality. Beginning with the 2011 revision we describe the grade of confidence (GoC) we have in these estimates. As there is no underlying probability model upon which the estimates are based, we are unable to present classical measures of uncertainty, e.g., confidence intervals. Moreover, we have chosen not to make subjective estimates of plausibility/certainty ranges around the coverage. The GoC reflects the degree of empirical support upon which the estimates are based. It is not a judgment of the quality of data reported by national authorities.

- Estimate is supported by reported data [R+], coverage recalculated with an independent denominator from the World Population Prospects: 2015 revision from the UN Population Division (D+), and at least one supporting survey within 2 years [S+]. While well supported, the estimate still carries a risk of being wrong.
- Estimate is supported by at least one data source; [R+], [S+], or [D+]; and no data source, [R-], [D-], or [S-], challenges the estimate.
- There are no directly supporting data; or data from at least one source; [R-], [D-], [S-]; challenge the estimate.

In all cases these estimates should be used with caution and should be assessed in light of the objective for which they are being used.

Jordan - DTP1

JOR - DTP1



	2005	2006	2007	2008	2009	2010	2011	2012	2013	2014	2015	2016
Estimate	98	99	99	98	98	98	98	98	99	98	99	99
Estimate GoC	●●●	●●●	●●●	●●●	●●●	●●●	●●●	●●●	●●●	●●	●●	●●
Official	98	99	99	98	98	98	98	98	99	98	99	100
Administrative	98	99	106	107	102	98	93	100	100	100	104	100
Survey	NA	99	NA	NA	NA	NA	100	NA	NA	NA	NA	NA

The WHO and UNICEF estimates of national immunization coverage (wuenic) are based on data and information that are of varying, and, in some instances, unknown quality. Beginning with the 2011 revision we describe the grade of confidence (GoC) we have in these estimates. As there is no underlying probability model upon which the estimates are based, we are unable to present classical measures of uncertainty, e.g., confidence intervals. Moreover, we have chosen not to make subjective estimates of plausibility/certainty ranges around the coverage. The GoC reflects the degree of empirical support upon which the estimates are based. It is not a judgment of the quality of data reported by national authorities.

- Estimate is supported by reported data [R+], coverage recalculated with an independent denominator from the World Population Prospects: 2015 revision from the UN Population Division (D+), and at least one supporting survey within 2 years [S+]. While well supported, the estimate still carries a risk of being wrong.
- Estimate is supported by at least one data source; [R+], [S+], or [D+]; and no data source, [R-], [D-], or [S-], challenges the estimate.
- There are no directly supporting data; or data from at least one source; [R-], [D-], [S-]; challenge the estimate.

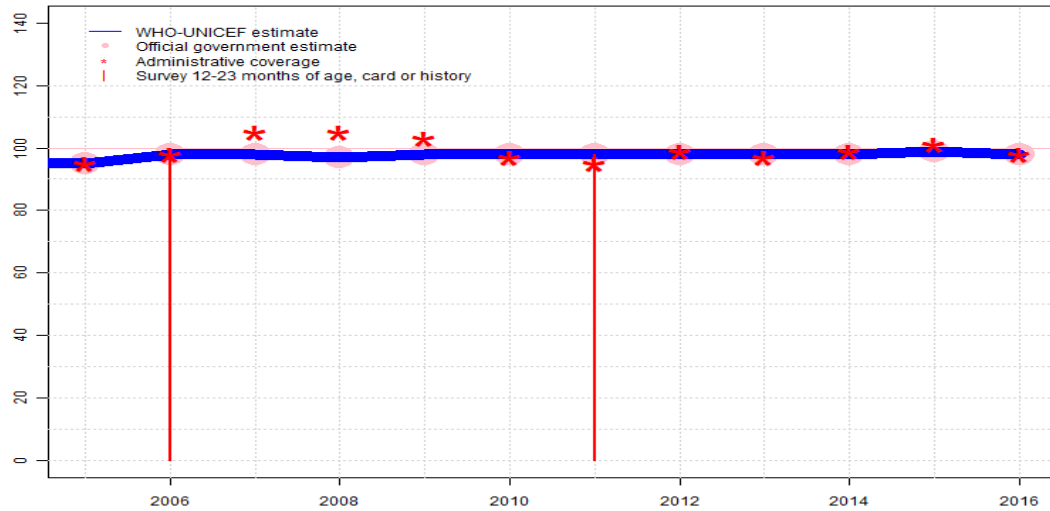
In all cases these estimates should be used with caution and should be assessed in light of the objective for which they are being used.

Description:

- 2016: Estimate based on coverage reported by national government. Reported target population estimates from the national immunization programme reflect a stable 2 percent year-to-year increase since 2010 that is not reflective of a recent influx of displaced Syrian subpopulations into Jordan that may impact reported coverage levels. GoC=R+ D+
- 2015: Estimate based on coverage reported by national government. Reported target population estimates from the national immunization programme reflect a stable 2 percent year-to-year increase since 2010 that is not reflective of a recent influx of displaced Syrian subpopulations into Jordan that may impact reported coverage levels. GoC=R+ D+
- 2014: Estimate based on coverage reported by national government. Reported target population estimates from the national immunization programme reflect a stable 2 percent year-to-year increase since 2010 that is not reflective of a recent influx of displaced Syrian subpopulations into Jordan that may impact reported coverage levels. GoC=R+ D+
- 2013: Estimate based on coverage reported by national government. GoC=R+ S+ D+
- 2012: Estimate based on coverage reported by national government. GoC=R+ S+ D+
- 2011: Estimate based on coverage reported by national government supported by survey. Survey evidence of 100 percent based on 1 survey(s). GoC=R+ S+ D+
- 2010: Estimate based on coverage reported by national government. GoC=R+ S+ D+
- 2009: Estimate based on coverage reported by national government. GoC=R+ S+ D+
- 2008: Estimate based on coverage reported by national government. GoC=R+ S+ D+
- 2007: Estimate based on coverage reported by national government. GoC=R+ S+ D+
- 2006: Estimate based on coverage reported by national government supported by survey. Survey evidence of 99 percent based on 1 survey(s). GoC=R+ S+ D+
- 2005: Estimate based on coverage reported by national government. GoC=R+ S+ D+

Jordan - DTP3

JOR - DTP3



	2005	2006	2007	2008	2009	2010	2011	2012	2013	2014	2015	2016
Estimate	95	98	98	97	98	98	98	98	98	98	99	98
Estimate GoC	●●●	●●●	●●●	●●●	●●●	●●●	●●●	●●●	●●●	●●	●●	●●
Official	95	98	98	97	98	98	98	98	98	98	99	98
Administrative	95	98	105	105	103	97	95	99	97	99	101	98
Survey	NA	97	NA	NA	NA	NA	98	NA	NA	NA	NA	NA

The WHO and UNICEF estimates of national immunization coverage (wuenic) are based on data and information that are of varying, and, in some instances, unknown quality. Beginning with the 2011 revision we describe the grade of confidence (GoC) we have in these estimates. As there is no underlying probability model upon which the estimates are based, we are unable to present classical measures of uncertainty, e.g., confidence intervals. Moreover, we have chosen not to make subjective estimates of plausibility/certainty ranges around the coverage. The GoC reflects the degree of empirical support upon which the estimates are based. It is not a judgment of the quality of data reported by national authorities.

- Estimate is supported by reported data [R+], coverage recalculated with an independent denominator from the World Population Prospects: 2015 revision from the UN Population Division (D+), and at least one supporting survey within 2 years [S+]. While well supported, the estimate still carries a risk of being wrong.
- Estimate is supported by at least one data source; [R+], [S+], or [D+]; and no data source, [R-], [D-], or [S-], challenges the estimate.
- There are no directly supporting data; or data from at least one source; [R-], [D-], [S-]; challenge the estimate.

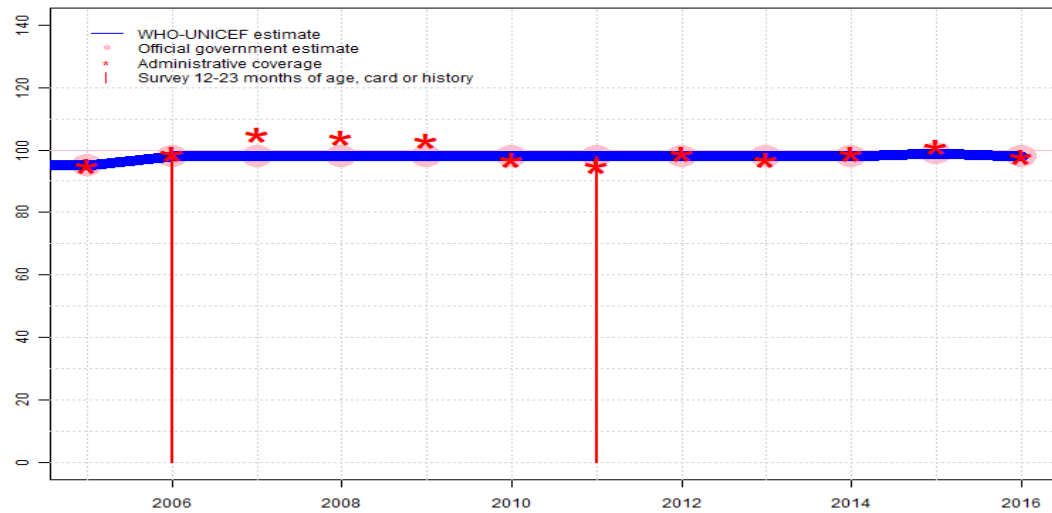
In all cases these estimates should be used with caution and should be assessed in light of the objective for which they are being used.

Description:

- 2016: Estimate based on coverage reported by national government. Reported target population estimates from the national immunization programme reflect a stable 2 percent year-to-year increase since 2010 that is not reflective of a recent influx of displaced Syrian subpopulations into Jordan that may impact reported coverage levels. GoC=R+ D+
- 2015: Estimate based on coverage reported by national government. Reported target population estimates from the national immunization programme reflect a stable 2 percent year-to-year increase since 2010 that is not reflective of a recent influx of displaced Syrian subpopulations into Jordan that may impact reported coverage levels. GoC=R+ D+
- 2014: Estimate based on coverage reported by national government. Reported target population estimates from the national immunization programme reflect a stable 2 percent year-to-year increase since 2010 that is not reflective of a recent influx of displaced Syrian subpopulations into Jordan that may impact reported coverage levels. GoC=R+ D+
- 2013: Estimate based on coverage reported by national government. GoC=R+ S+ D+
- 2012: Estimate based on coverage reported by national government. GoC=R+ S+ D+
- 2011: Estimate based on coverage reported by national government supported by survey. Survey evidence of 99 percent based on 1 survey(s). Jordan Population and Family Health Survey 2012 card or history results of 98 percent modified for recall bias to 99 percent based on 1st dose card or history coverage of 100 percent, 1st dose card only coverage of 80 percent and 3d dose card only coverage of 79 percent. GoC=R+ S+ D+
- 2010: Estimate based on coverage reported by national government. GoC=R+ S+ D+
- 2009: Estimate based on coverage reported by national government. GoC=R+ S+ D+
- 2008: Estimate based on coverage reported by national government. GoC=R+ S+ D+
- 2007: Estimate based on coverage reported by national government. GoC=R+ S+ D+
- 2006: Estimate based on coverage reported by national government supported by survey. Survey evidence of 98 percent based on 1 survey(s). Jordan Population and Family Health Survey 2007 card or history results of 97 percent modified for recall bias to 98 percent based on 1st dose card or history coverage of 99 percent, 1st dose card only coverage of 90 percent and 3d dose card only coverage of 89 percent. GoC=R+ S+ D+
- 2005: Estimate based on coverage reported by national government. GoC=R+ S+ D+

Jordan - Pol3

JOR - Pol3



	2005	2006	2007	2008	2009	2010	2011	2012	2013	2014	2015	2016
Estimate	95	98	98	98	98	98	98	98	98	98	99	98
Estimate GoC	●●●	●●●	●●●	●●●	●●●	●●●	●●●	●●●	●●●	●●	●●	●●
Official	95	98	98	98	98	98	98	98	98	98	99	98
Administrative	95	99	105	104	103	97	95	99	97	99	101	98
Survey	NA	98	NA	NA	NA	NA	98	NA	NA	NA	NA	NA

The WHO and UNICEF estimates of national immunization coverage (wuenic) are based on data and information that are of varying, and, in some instances, unknown quality. Beginning with the 2011 revision we describe the grade of confidence (GoC) we have in these estimates. As there is no underlying probability model upon which the estimates are based, we are unable to present classical measures of uncertainty, e.g., confidence intervals. Moreover, we have chosen not to make subjective estimates of plausibility/certainty ranges around the coverage. The GoC reflects the degree of empirical support upon which the estimates are based. It is not a judgment of the quality of data reported by national authorities.

- Estimate is supported by reported data [R+], coverage recalculated with an independent denominator from the World Population Prospects: 2015 revision from the UN Population Division (D+), and at least one supporting survey within 2 years [S+]. While well supported, the estimate still carries a risk of being wrong.
- Estimate is supported by at least one data source; [R+], [S+], or [D+]; and no data source, [R-], [D-], or [S-], challenges the estimate.
- There are no directly supporting data; or data from at least one source; [R-], [D-], [S-]; challenge the estimate.

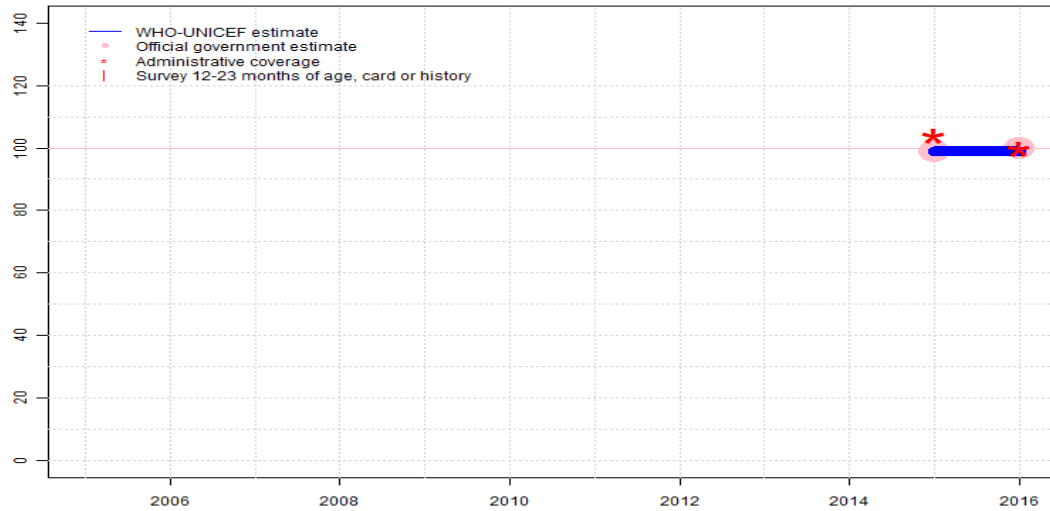
In all cases these estimates should be used with caution and should be assessed in light of the objective for which they are being used.

Description:

- 2016: Estimate based on coverage reported by national government. Reported target population estimates from the national immunization programme reflect a stable 2 percent year-to-year increase since 2010 that is not reflective of a recent influx of displaced Syrian subpopulations into Jordan that may impact reported coverage levels. GoC=R+ D+
- 2015: Estimate based on coverage reported by national government. Reported target population estimates from the national immunization programme reflect a stable 2 percent year-to-year increase since 2010 that is not reflective of a recent influx of displaced Syrian subpopulations into Jordan that may impact reported coverage levels. GoC=R+ D+
- 2014: Estimate based on coverage reported by national government. Reported target population estimates from the national immunization programme reflect a stable 2 percent year-to-year increase since 2010 that is not reflective of a recent influx of displaced Syrian subpopulations into Jordan that may impact reported coverage levels. GoC=R+ D+
- 2013: Estimate based on coverage reported by national government. GoC=R+ S+ D+
- 2012: Estimate based on coverage reported by national government. GoC=R+ S+ D+
- 2011: Estimate based on coverage reported by national government supported by survey. Survey evidence of 99 percent based on 1 survey(s). Jordan Population and Family Health Survey 2012 card or history results of 98 percent modified for recall bias to 99 percent based on 1st dose card or history coverage of 100 percent, 1st dose card only coverage of 80 percent and 3d dose card only coverage of 79 percent. GoC=R+ S+ D+
- 2010: Estimate based on coverage reported by national government. GoC=R+ S+ D+
- 2009: Estimate based on coverage reported by national government. GoC=R+ S+ D+
- 2008: Estimate based on coverage reported by national government. GoC=R+ S+ D+
- 2007: Estimate based on coverage reported by national government. GoC=R+ S+ D+
- 2006: Estimate based on coverage reported by national government supported by survey. Survey evidence of 98 percent based on 1 survey(s). GoC=R+ S+ D+
- 2005: Estimate based on coverage reported by national government. GoC=R+ S+ D+

Jordan - IPV1

JOR - IPV1



Description:

- 2016: Estimate based on coverage reported by national government. Reported target population estimates from the national immunization programme reflect a stable 2 percent year-to-year increase since 2010 that is not reflective of a recent influx of displaced Syrian subpopulations into Jordan that may impact reported coverage levels. GoC=R+ D+
- 2015: Estimate based on coverage reported by national government. Reported target population estimates from the national immunization programme reflect a stable 2 percent year-to-year increase since 2010 that is not reflective of a recent influx of displaced Syrian subpopulations into Jordan that may impact reported coverage levels. GoC=R+ D+

	2005	2006	2007	2008	2009	2010	2011	2012	2013	2014	2015	2016
Estimate	NA	NA	NA	NA	NA	NA	NA	NA	NA	NA	99	99
Estimate GoC	NA	NA	NA	NA	NA	NA	NA	NA	NA	NA	●●	●●
Official	NA	NA	NA	NA	NA	NA	NA	NA	NA	NA	99	100
Administrative	NA	NA	NA	NA	NA	NA	NA	NA	NA	NA	104	100
Survey	NA	NA	NA	NA	NA	NA	NA	NA	NA	NA	NA	NA

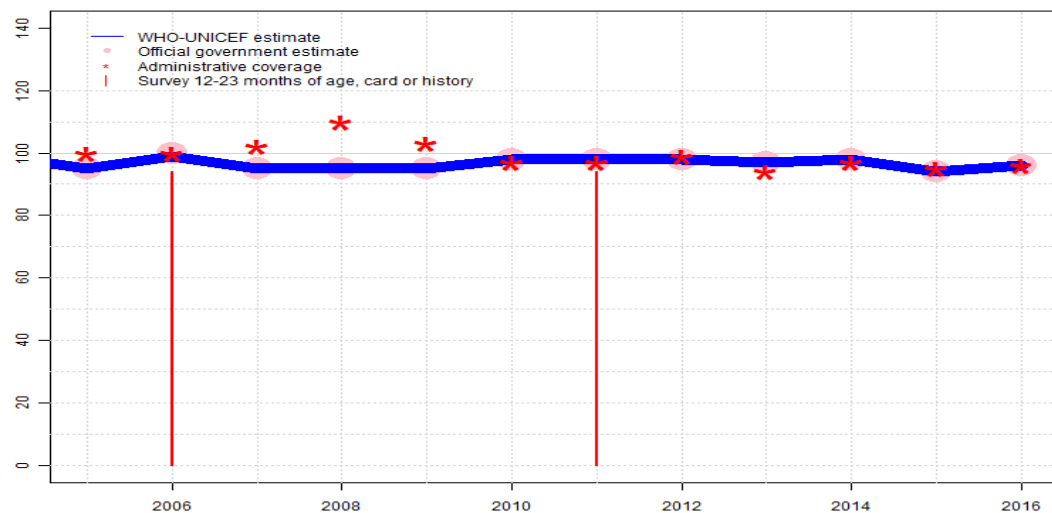
The WHO and UNICEF estimates of national immunization coverage (wuenic) are based on data and information that are of varying, and, in some instances, unknown quality. Beginning with the 2011 revision we describe the grade of confidence (GoC) we have in these estimates. As there is no underlying probability model upon which the estimates are based, we are unable to present classical measures of uncertainty, e.g., confidence intervals. Moreover, we have chosen not to make subjective estimates of plausibility/certainty ranges around the coverage. The GoC reflects the degree of empirical support upon which the estimates are based. It is not a judgment of the quality of data reported by national authorities.

- Estimate is supported by reported data [R+], coverage recalculated with an independent denominator from the World Population Prospects: 2015 revision from the UN Population Division (D+), and at least one supporting survey within 2 years [S+]. While well supported, the estimate still carries a risk of being wrong.
- Estimate is supported by at least one data source; [R+], [S+], or [D+]; and no data source, [R-], [D-], or [S-], challenges the estimate.
- There are no directly supporting data; or data from at least one source; [R-], [D-], [S-]; challenge the estimate.

In all cases these estimates should be used with caution and should be assessed in light of the objective for which they are being used.

Jordan - MCV1

JOR - MCV1



Description:

- 2016: Estimate based on coverage reported by national government. Reported target population estimates from the national immunization programme reflect a stable 2 percent year-to-year increase since 2010 that is not reflective of a recent influx of displaced Syrian subpopulations into Jordan that may impact reported coverage levels. GoC=R+ D+
- 2015: Estimate based on coverage reported by national government. Reported target population estimates from the national immunization programme reflect a stable 2 percent year-to-year increase since 2010 that is not reflective of a recent influx of displaced Syrian subpopulations into Jordan that may impact reported coverage levels. GoC=R+ D+
- 2014: Estimate based on coverage reported by national government. Reported target population estimates from the national immunization programme reflect a stable 2 percent year-to-year increase since 2010 that is not reflective of a recent influx of displaced Syrian subpopulations into Jordan that may impact reported coverage levels. GoC=R+ D+
- 2013: Estimate based on coverage reported by national government. GoC=R+ S+ D+
- 2012: Estimate based on coverage reported by national government. GoC=R+ S+ D+
- 2011: Estimate based on coverage reported by national government supported by survey. Survey evidence of 94 percent based on 1 survey(s). GoC=R+ S+ D+
- 2010: Estimate based on coverage reported by national government. GoC=R+ S+ D+
- 2009: Estimate based on coverage reported by national government. GoC=R+ S+ D+
- 2008: Estimate based on coverage reported by national government. GoC=R+ S+ D+
- 2007: Estimate based on coverage reported by national government. GoC=R+ S+ D+
- 2006: Estimate based on coverage reported by national government supported by survey. Survey evidence of 94 percent based on 1 survey(s). GoC=R+ S+ D+
- 2005: Estimate based on coverage reported by national government. GoC=R+ S+ D+

	2005	2006	2007	2008	2009	2010	2011	2012	2013	2014	2015	2016
Estimate	95	99	95	95	95	98	98	98	97	98	94	96
Estimate GoC	●●●	●●●	●●●	●●●	●●●	●●●	●●●	●●●	●●●	●●	●●	●●
Official	95	100	95	95	95	98	98	98	97	98	94	96
Administrative	100	100	102	110	103	97	97	99	94	97	95	96
Survey	NA	94	NA	NA	NA	NA	94	NA	NA	NA	NA	NA

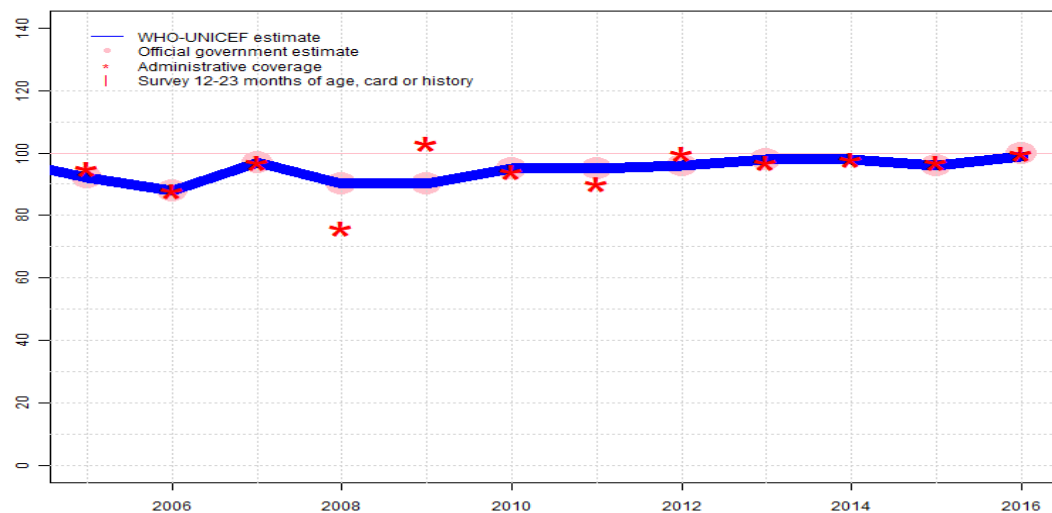
The WHO and UNICEF estimates of national immunization coverage (wuenic) are based on data and information that are of varying, and, in some instances, unknown quality. Beginning with the 2011 revision we describe the grade of confidence (GoC) we have in these estimates. As there is no underlying probability model upon which the estimates are based, we are unable to present classical measures of uncertainty, e.g., confidence intervals. Moreover, we have chosen not to make subjective estimates of plausibility/certainty ranges around the coverage. The GoC reflects the degree of empirical support upon which the estimates are based. It is not a judgment of the quality of data reported by national authorities.

- Estimate is supported by reported data [R+], coverage recalculated with an independent denominator from the World Population Prospects: 2015 revision from the UN Population Division (D+), and at least one supporting survey within 2 years [S+]. While well supported, the estimate still carries a risk of being wrong.
- Estimate is supported by at least one data source; [R+], [S+], or [D+]; and no data source, [R-], [D-], or [S-], challenges the estimate.
- There are no directly supporting data; or data from at least one source; [R-], [D-], [S-]; challenge the estimate.

In all cases these estimates should be used with caution and should be assessed in light of the objective for which they are being used.

Jordan - MCV2

JOR - MCV2



Description:

Coverage estimates for the second dose of measles containing vaccine are for children by the nationally recommended age.

2016: Estimate based on coverage reported by national government. Reported target population estimates from the national immunization programme reflect a stable 2 percent year-to-year increase since 2010 that is not reflective of a recent influx of displaced Syrian subpopulations into Jordan that may impact reported coverage levels. GoC=R+ D+

2015: Estimate based on coverage reported by national government. Reported target population estimates from the national immunization programme reflect a stable 2 percent year-to-year increase since 2010 that is not reflective of a recent influx of displaced Syrian subpopulations into Jordan that may impact reported coverage levels. GoC=R+ D+

2014: Estimate based on reported administrative estimate. Reported target population estimates from the national immunization programme reflect a stable 2 percent year-to-year increase since 2010 that is not reflective of a recent influx of displaced Syrian subpopulations into Jordan that may impact reported coverage levels. GoC=R+ D+

2013: Estimate based on coverage reported by national government. GoC=R+ D+

2012: Estimate based on coverage reported by national government. GoC=R+ D+

2011: Estimate based on coverage reported by national government. Estimate challenged by: D-

2010: Estimate based on coverage reported by national government. GoC=R+ D+

2009: Estimate based on coverage reported by national government. GoC=R+ D+

2008: Estimate based on coverage reported by national government. Estimate challenged by: D-

2007: Estimate based on coverage reported by national government. GoC=R+ D+

2006: Estimate based on coverage reported by national government. GoC=R+ D+

2005: Estimate based on coverage reported by national government. GoC=R+ D+

	2005	2006	2007	2008	2009	2010	2011	2012	2013	2014	2015	2016
Estimate	92	88	97	90	90	95	95	96	98	98	96	99
Estimate GoC	••	••	••	•	••	••	•	••	••	••	••	••
Official	92	88	97	90	90	95	95	96	98	NA	96	100
Administrative	95	88	97	76	103	94	90	100	97	98	97	100
Survey	NA	NA	NA	NA	NA	NA	NA	NA	NA	NA	NA	NA

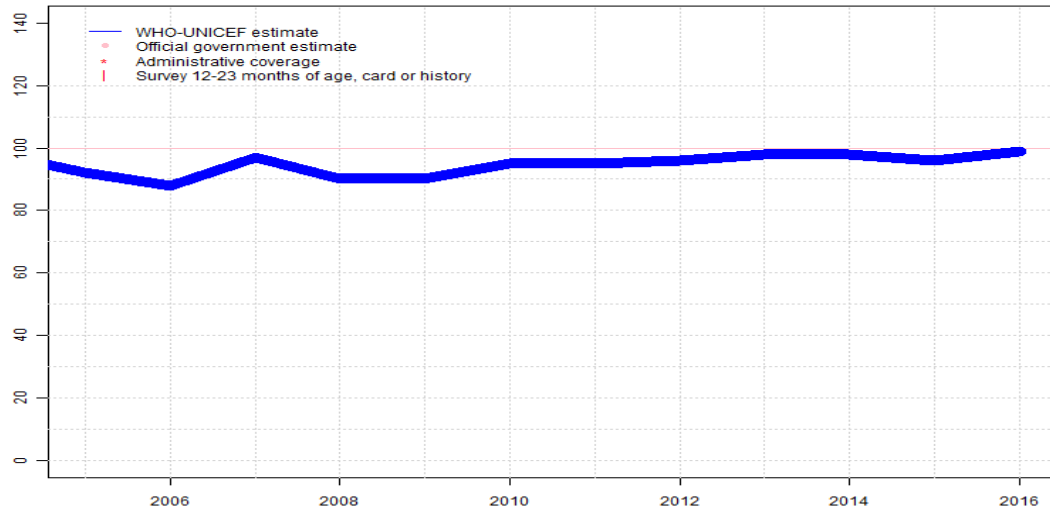
The WHO and UNICEF estimates of national immunization coverage (wuenic) are based on data and information that are of varying, and, in some instances, unknown quality. Beginning with the 2011 revision we describe the grade of confidence (GoC) we have in these estimates. As there is no underlying probability model upon which the estimates are based, we are unable to present classical measures of uncertainty, e.g., confidence intervals. Moreover, we have chosen not to make subjective estimates of plausibility/certainty ranges around the coverage. The GoC reflects the degree of empirical support upon which the estimates are based. It is not a judgment of the quality of data reported by national authorities.

- Estimate is supported by reported data [R+], coverage recalculated with an independent denominator from the World Population Prospects: 2015 revision from the UN Population Division (D+), and at least one supporting survey within 2 years [S+]. While well supported, the estimate still carries a risk of being wrong.
- Estimate is supported by at least one data source; [R+], [S+], or [D+]; and no data source, [R-], [D-], or [S-], challenges the estimate.
- There are no directly supporting data; or data from at least one source; [R-], [D-], [S-]; challenge the estimate.

In all cases these estimates should be used with caution and should be assessed in light of the objective for which they are being used.

Jordan - RCV1

JOR - RCV1



	2005	2006	2007	2008	2009	2010	2011	2012	2013	2014	2015	2016
Estimate	92	88	97	90	90	95	95	96	98	98	96	99
Estimate GoC	••	••	••	•	••	••	•	••	••	••	••	••
Official	NA	NA	NA	NA	NA	NA	NA	NA	NA	NA	NA	NA
Administrative	NA	NA	NA	NA	NA	NA	NA	NA	NA	NA	NA	NA
Survey	NA	NA	NA	NA	NA	NA	NA	NA	NA	NA	NA	NA

The WHO and UNICEF estimates of national immunization coverage (wuenic) are based on data and information that are of varying, and, in some instances, unknown quality. Beginning with the 2011 revision we describe the grade of confidence (GoC) we have in these estimates. As there is no underlying probability model upon which the estimates are based, we are unable to present classical measures of uncertainty, e.g., confidence intervals. Moreover, we have chosen not to make subjective estimates of plausibility/certainty ranges around the coverage. The GoC reflects the degree of empirical support upon which the estimates are based. It is not a judgment of the quality of data reported by national authorities.

- Estimate is supported by reported data [R+], coverage recalculated with an independent denominator from the World Population Prospects: 2015 revision from the UN Population Division (D+), and at least one supporting survey within 2 years [S+]. While well supported, the estimate still carries a risk of being wrong.
- Estimate is supported by at least one data source; [R+], [S+], or [D+]; and no data source, [R-], [D-], or [S-], challenges the estimate.
- There are no directly supporting data; or data from at least one source; [R-], [D-], [S-]; challenge the estimate.

In all cases these estimates should be used with caution and should be assessed in light of the objective for which they are being used.

Description:

For this revision, coverage estimates for the first dose of rubella containing vaccine are based on WHO and UNICEF estimates of coverage of measles containing vaccine. Nationally reported coverage of rubella containing vaccine is not taken into consideration nor are they represented in the the accompanying graph and data table.

2016: First dose of rubella vaccine given with second dose of measles containing vaccine. Estimate based on MCV2 estimate Reported target population estimates from the national immunization programme reflect a stable 2 percent year-to-year increase since 2010 that is not reflective of a recent influx of displaced Syrian subpopulations into Jordan that may impact reported coverage levels. GoC=R+ D+

2015: First dose of rubella vaccine given with second dose of measles containing vaccine. Estimate based on MCV2 estimate Reported target population estimates from the national immunization programme reflect a stable 2 percent year-to-year increase since 2010 that is not reflective of a recent influx of displaced Syrian subpopulations into Jordan that may impact reported coverage levels. Rotavirus vaccine introduced in 2015. GoC=R+ D+

2014: First dose of rubella vaccine given with second dose of measles containing vaccine. Estimate based on MCV2 estimate Reported target population estimates from the national immunization programme reflect a stable 2 percent year-to-year increase since 2010 that is not reflective of a recent influx of displaced Syrian subpopulations into Jordan that may impact reported coverage levels. GoC=R+ D+

2013: First dose of rubella vaccine given with second dose of measles containing vaccine. Estimate based on MCV2 estimate GoC=R+ D+

2012: First dose of rubella vaccine given with second dose of measles containing vaccine. Estimate based on MCV2 estimate GoC=R+ D+

2011: First dose of rubella vaccine given with second dose of measles containing vaccine. Estimate based on MCV2 estimate Estimate challenged by: D-

2010: First dose of rubella vaccine given with second dose of measles containing vaccine. Estimate based on MCV2 estimate GoC=R+ D+

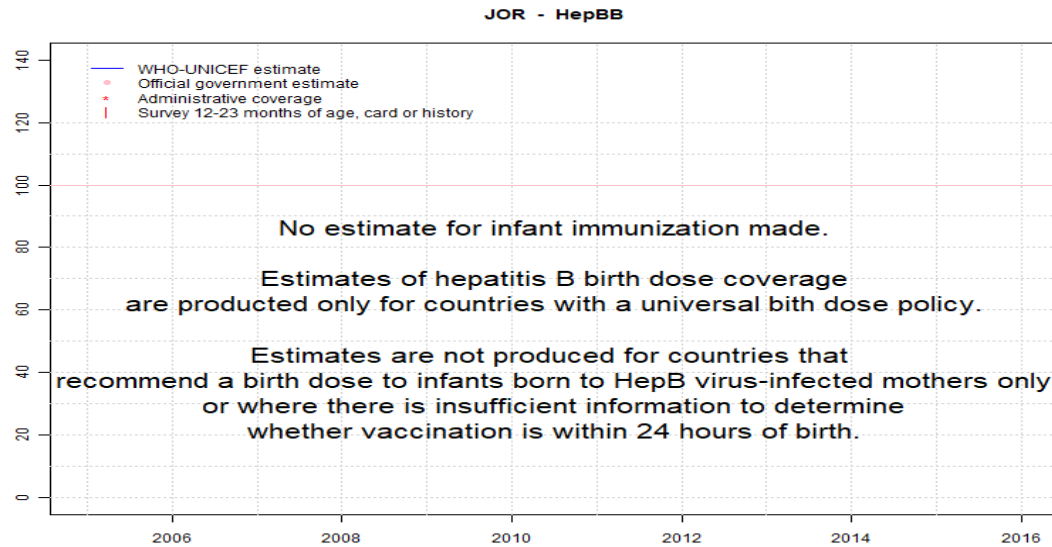
2009: First dose of rubella vaccine given with second dose of measles containing vaccine. Estimate based on MCV2 estimate GoC=R+ D+

2008: First dose of rubella vaccine given with second dose of measles containing vaccine. Estimate based on MCV2 estimate Estimate challenged by: D-

2007: First dose of rubella vaccine given with second dose of measles containing vaccine. Estimate based on MCV2 estimate GoC=R+ D+

2006: First dose of rubella vaccine given with second dose of measles containing vaccine. Estimate based on MCV2 estimate GoC=R+ D+

2005: First dose of rubella vaccine given with second dose of measles containing vaccine. Estimate based on MCV2 estimate GoC=R+ D+



	2005	2006	2007	2008	2009	2010	2011	2012	2013	2014	2015	2016
Estimate	NA	NA	NA	NA	NA	NA	NA	NA	NA	NA	NA	NA
Estimate GoC	NA	NA	NA	NA	NA	NA	NA	NA	NA	NA	NA	NA
Official	NA	NA	NA	NA	NA	NA	NA	NA	NA	NA	NA	NA
Administrative	NA	NA	NA	NA	NA	NA	NA	NA	NA	NA	NA	NA
Survey	NA	NA	NA	NA	NA	NA	NA	NA	NA	NA	NA	NA

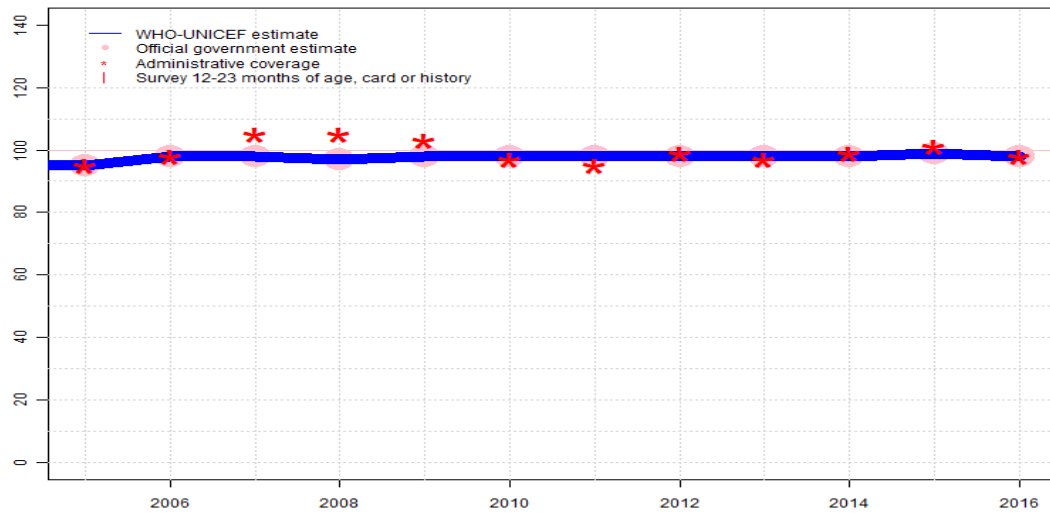
The WHO and UNICEF estimates of national immunization coverage (wuenic) are based on data and information that are of varying, and, in some instances, unknown quality. Beginning with the 2011 revision we describe the grade of confidence (GoC) we have in these estimates. As there is no underlying probability model upon which the estimates are based, we are unable to present classical measures of uncertainty, e.g., confidence intervals. Moreover, we have chosen not to make subjective estimates of plausibility/certainty ranges around the coverage. The GoC reflects the degree of empirical support upon which the estimates are based. It is not a judgment of the quality of data reported by national authorities.

- Estimate is supported by reported data [R+], coverage recalculated with an independent denominator from the World Population Prospects: 2015 revision from the UN Population Division (D+), and at least one supporting survey within 2 years [S+]. While well supported, the estimate still carries a risk of being wrong.
- Estimate is supported by at least one data source; [R+], [S+], or [D+]; and no data source, [R-], [D-], or [S-], challenges the estimate.
- There are no directly supporting data; or data from at least one source; [R-], [D-], [S-]; challenge the estimate.

In all cases these estimates should be used with caution and should be assessed in light of the objective for which they are being used.

Jordan - HepB3

JOR - HepB3



	2005	2006	2007	2008	2009	2010	2011	2012	2013	2014	2015	2016
Estimate	95	98	98	97	98	98	98	98	98	98	99	98
Estimate GoC	●●	●●	●●	●●	●●	●●	●●	●●	●●	●●	●●	●●
Official	95	98	98	97	98	98	98	98	98	98	99	98
Administrative	95	98	105	105	103	97	95	99	97	99	101	98
Survey	NA	NA	NA	NA	NA	NA	NA	NA	NA	NA	NA	NA

The WHO and UNICEF estimates of national immunization coverage (wuenic) are based on data and information that are of varying, and, in some instances, unknown quality. Beginning with the 2011 revision we describe the grade of confidence (GoC) we have in these estimates. As there is no underlying probability model upon which the estimates are based, we are unable to present classical measures of uncertainty, e.g., confidence intervals. Moreover, we have chosen not to make subjective estimates of plausibility/certainty ranges around the coverage. The GoC reflects the degree of empirical support upon which the estimates are based. It is not a judgment of the quality of data reported by national authorities.

- Estimate is supported by reported data [R+], coverage recalculated with an independent denominator from the World Population Prospects: 2015 revision from the UN Population Division (D+), and at least one supporting survey within 2 years [S+]. While well supported, the estimate still carries a risk of being wrong.
- Estimate is supported by at least one data source; [R+], [S+], or [D+]; and no data source, [R-], [D-], or [S-], challenges the estimate.
- There are no directly supporting data; or data from at least one source; [R-], [D-], [S-]; challenge the estimate.

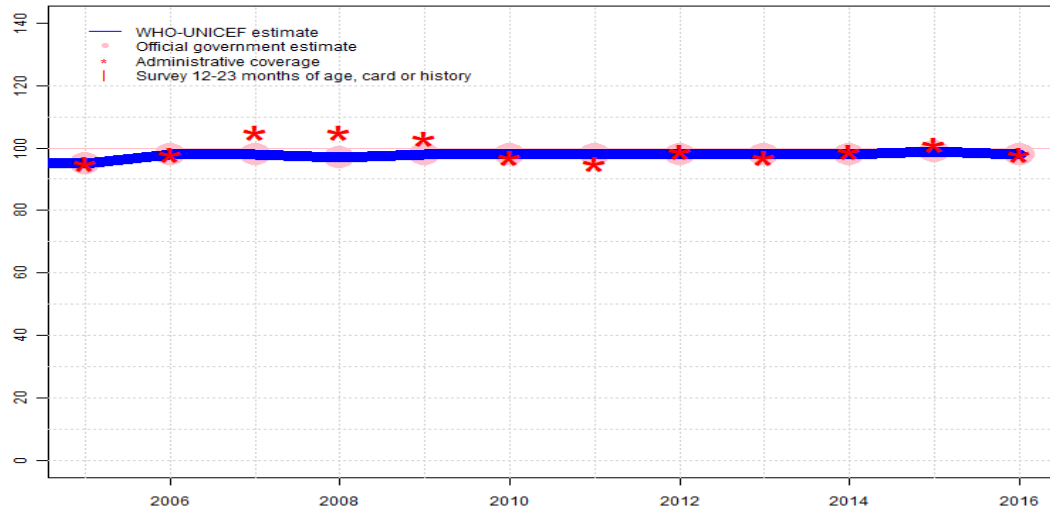
In all cases these estimates should be used with caution and should be assessed in light of the objective for which they are being used.

Description:

- 2016: Estimate based on coverage reported by national government. Reported target population estimates from the national immunization programme reflect a stable 2 percent year-to-year increase since 2010 that is not reflective of a recent influx of displaced Syrian subpopulations into Jordan that may impact reported coverage levels. GoC=R+ D+
- 2015: Estimate based on coverage reported by national government. Reported target population estimates from the national immunization programme reflect a stable 2 percent year-to-year increase since 2010 that is not reflective of a recent influx of displaced Syrian subpopulations into Jordan that may impact reported coverage levels. GoC=R+ D+
- 2014: Estimate based on coverage reported by national government. Reported target population estimates from the national immunization programme reflect a stable 2 percent year-to-year increase since 2010 that is not reflective of a recent influx of displaced Syrian subpopulations into Jordan that may impact reported coverage levels. GoC=R+ D+
- 2013: Estimate based on coverage reported by national government. GoC=R+ D+
- 2012: Estimate based on coverage reported by national government. GoC=R+ D+
- 2011: Estimate based on coverage reported by national government. GoC=R+ D+
- 2010: Estimate based on coverage reported by national government. GoC=R+ D+
- 2009: Estimate based on coverage reported by national government. GoC=R+ D+
- 2008: Estimate based on coverage reported by national government. GoC=R+ D+
- 2007: Estimate based on coverage reported by national government. GoC=R+ D+
- 2006: Estimate based on coverage reported by national government. GoC=R+ D+
- 2005: Estimate based on coverage reported by national government. GoC=R+ D+

Jordan - Hib3

JOR - Hib3



Description:

- 2016: Estimate based on coverage reported by national government. Reported target population estimates from the national immunization programme reflect a stable 2 percent year-to-year increase since 2010 that is not reflective of a recent influx of displaced Syrian subpopulations into Jordan that may impact reported coverage levels. GoC=R+ D+
- 2015: Estimate based on coverage reported by national government. Reported target population estimates from the national immunization programme reflect a stable 2 percent year-to-year increase since 2010 that is not reflective of a recent influx of displaced Syrian subpopulations into Jordan that may impact reported coverage levels. GoC=R+ D+
- 2014: Estimate based on coverage reported by national government. Reported target population estimates from the national immunization programme reflect a stable 2 percent year-to-year increase since 2010 that is not reflective of a recent influx of displaced Syrian subpopulations into Jordan that may impact reported coverage levels. GoC=R+ D+
- 2013: Estimate based on coverage reported by national government. GoC=R+ D+
- 2012: Estimate based on coverage reported by national government. GoC=R+ D+
- 2011: Estimate based on coverage reported by national government. GoC=R+ D+
- 2010: Estimate based on coverage reported by national government. GoC=R+ D+
- 2009: Estimate based on coverage reported by national government. GoC=R+ D+
- 2008: Estimate based on coverage reported by national government. GoC=R+ D+
- 2007: Estimate based on coverage reported by national government. GoC=R+ D+
- 2006: Estimate based on coverage reported by national government. GoC=R+ D+
- 2005: Estimate based on coverage reported by national government. GoC=R+ D+

	2005	2006	2007	2008	2009	2010	2011	2012	2013	2014	2015	2016
Estimate	95	98	98	97	98	98	98	98	98	98	99	98
Estimate GoC	●●	●●	●●	●●	●●	●●	●●	●●	●●	●●	●●	●●
Official	95	98	98	97	98	98	98	98	98	98	99	98
Administrative	95	98	105	105	103	97	95	99	97	99	101	98
Survey	NA	NA	NA	NA	NA	NA	NA	NA	NA	NA	NA	NA

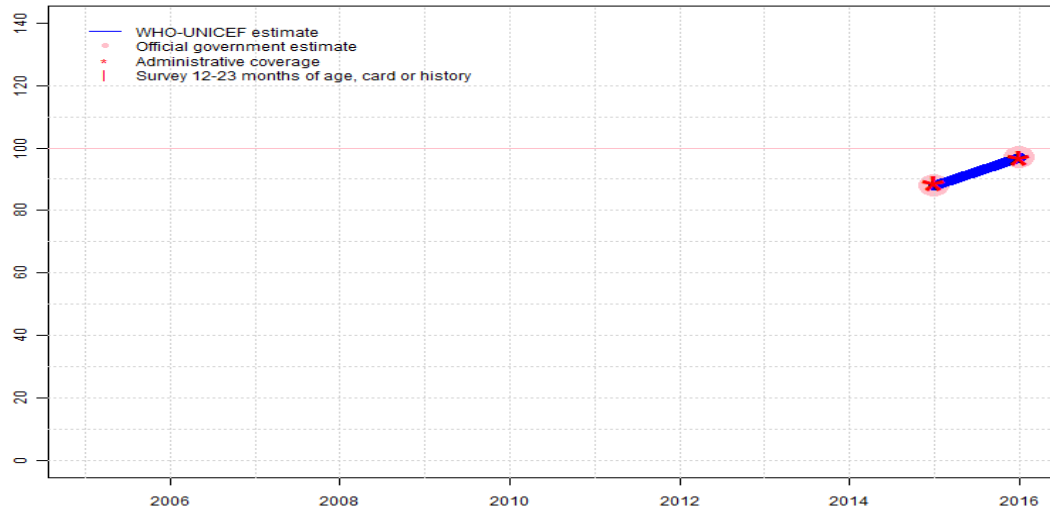
The WHO and UNICEF estimates of national immunization coverage (wuenic) are based on data and information that are of varying, and, in some instances, unknown quality. Beginning with the 2011 revision we describe the grade of confidence (GoC) we have in these estimates. As there is no underlying probability model upon which the estimates are based, we are unable to present classical measures of uncertainty, e.g., confidence intervals. Moreover, we have chosen not to make subjective estimates of plausibility/certainty ranges around the coverage. The GoC reflects the degree of empirical support upon which the estimates are based. It is not a judgment of the quality of data reported by national authorities.

- Estimate is supported by reported data [R+], coverage recalculated with an independent denominator from the World Population Prospects: 2015 revision from the UN Population Division (D+), and at least one supporting survey within 2 years [S+]. While well supported, the estimate still carries a risk of being wrong.
- Estimate is supported by at least one data source; [R+], [S+], or [D+]; and no data source, [R-], [D-], or [S-], challenges the estimate.
- There are no directly supporting data; or data from at least one source; [R-], [D-], [S-]; challenge the estimate.

In all cases these estimates should be used with caution and should be assessed in light of the objective for which they are being used.

Jordan - RotaC

JOR - RotaC



Description:

2016: Estimate based on coverage reported by national government. Reported target population estimates from the national immunization programme reflect a stable 2 percent year-to-year increase since 2010 that is not reflective of a recent influx of displaced Syrian subpopulations into Jordan that may impact reported coverage levels. GoC=R+ D+

2015: Estimate based on coverage reported by national government. Reported target population estimates from the national immunization programme reflect a stable 2 percent year-to-year increase since 2010 that is not reflective of a recent influx of displaced Syrian subpopulations into Jordan that may impact reported coverage levels. Estimate challenged by: D-

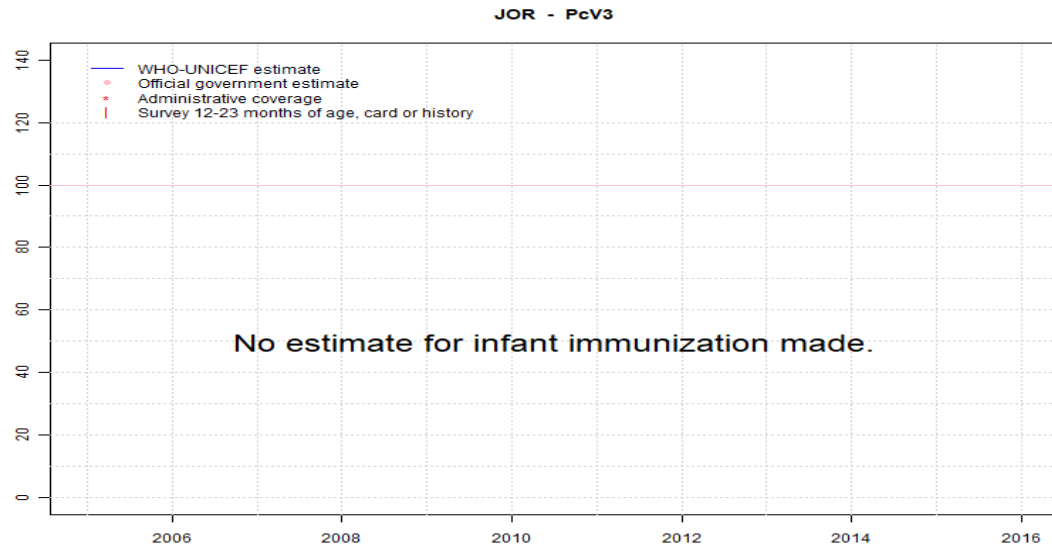
	2005	2006	2007	2008	2009	2010	2011	2012	2013	2014	2015	2016
Estimate	NA	NA	NA	NA	NA	NA	NA	NA	NA	NA	88	97
Estimate GoC	NA	NA	NA	NA	NA	NA	NA	NA	NA	NA	•	••
Official	NA	NA	NA	NA	NA	NA	NA	NA	NA	NA	88	97
Administrative	NA	NA	NA	NA	NA	NA	NA	NA	NA	NA	89	97
Survey	NA	NA	NA	NA	NA	NA	NA	NA	NA	NA	NA	NA

The WHO and UNICEF estimates of national immunization coverage (wuenic) are based on data and information that are of varying, and, in some instances, unknown quality. Beginning with the 2011 revision we describe the grade of confidence (GoC) we have in these estimates. As there is no underlying probability model upon which the estimates are based, we are unable to present classical measures of uncertainty, e.g., confidence intervals. Moreover, we have chosen not to make subjective estimates of plausibility/certainty ranges around the coverage. The GoC reflects the degree of empirical support upon which the estimates are based. It is not a judgment of the quality of data reported by national authorities.

- Estimate is supported by reported data [R+], coverage recalculated with an independent denominator from the World Population Prospects: 2015 revision from the UN Population Division (D+), and at least one supporting survey within 2 years [S+]. While well supported, the estimate still carries a risk of being wrong.
- Estimate is supported by at least one data source; [R+], [S+], or [D+]; and no data source, [R-], [D-], or [S-], challenges the estimate.
- There are no directly supporting data; or data from at least one source; [R-], [D-], [S-]; challenge the estimate.

In all cases these estimates should be used with caution and should be assessed in light of the objective for which they are being used.

Jordan - PcV3



	2005	2006	2007	2008	2009	2010	2011	2012	2013	2014	2015	2016
Estimate	NA	NA	NA	NA	NA	NA	NA	NA	NA	NA	NA	NA
Estimate GoC	NA	NA	NA	NA	NA	NA	NA	NA	NA	NA	NA	NA
Official	NA	NA	NA	NA	NA	NA	NA	NA	NA	NA	NA	NA
Administrative	NA	NA	NA	NA	NA	NA	NA	NA	NA	NA	NA	NA
Survey	NA	NA	NA	NA	NA	NA	NA	NA	NA	NA	NA	NA

The WHO and UNICEF estimates of national immunization coverage (wuenic) are based on data and information that are of varying, and, in some instances, unknown quality. Beginning with the 2011 revision we describe the grade of confidence (GoC) we have in these estimates. As there is no underlying probability model upon which the estimates are based, we are unable to present classical measures of uncertainty, e.g., confidence intervals. Moreover, we have chosen not to make subjective estimates of plausibility/certainty ranges around the coverage. The GoC reflects the degree of empirical support upon which the estimates are based. It is not a judgment of the quality of data reported by national authorities.

- Estimate is supported by reported data [R+], coverage recalculated with an independent denominator from the World Population Prospects: 2015 revision from the UN Population Division (D+), and at least one supporting survey within 2 years [S+]. While well supported, the estimate still carries a risk of being wrong.
- Estimate is supported by at least one data source; [R+], [S+], or [D+]; and no data source, [R-], [D-], or [S-], challenges the estimate.
- There are no directly supporting data; or data from at least one source; [R-], [D-], [S-]; challenge the estimate.

In all cases these estimates should be used with caution and should be assessed in light of the objective for which they are being used.

Jordan - survey details

2011 Jordan Population and Family Health Survey 2012

Vaccine	Confirmation method	Coverage	Age cohort	Sample	Cards seen
BCG	C or H <12 months	98	12-23 m	1941	80
BCG	Card	79	12-23 m	1560	80
BCG	Card or History	98	12-23 m	1941	80
BCG	History	19	12-23 m	381	80
DTP1	C or H <12 months	99	12-23 m	1941	80
DTP1	Card	80	12-23 m	1560	80
DTP1	Card or History	100	12-23 m	1941	80
DTP1	History	19	12-23 m	381	80
DTP3	C or H <12 months	98	12-23 m	1941	80
DTP3	Card	79	12-23 m	1560	80
DTP3	Card or History	98	12-23 m	1941	80
DTP3	History	19	12-23 m	381	80
MCV1	C or H <12 months	86	12-23 m	1941	80
MCV1	Card	77	12-23 m	1560	80
MCV1	Card or History	94	12-23 m	1941	80
MCV1	History	17	12-23 m	381	80
Pol1	C or H <12 months	99	12-23 m	1941	80
Pol1	Card	80	12-23 m	1560	80
Pol1	Card or History	100	12-23 m	1941	80
Pol1	History	19	12-23 m	381	80
Pol3	C or H <12 months	98	12-23 m	1941	80
Pol3	Card	79	12-23 m	1560	80
Pol3	Card or History	98	12-23 m	1941	80
Pol3	History	19	12-23 m	381	80

2010 Jordan Population and Family Health Survey 2012

Vaccine	Confirmation method	Coverage	Age cohort	Sample	Cards seen
BCG	C or H <12 months	98	24-35 m	1950	80
DTP1	C or H <12 months	98	24-35 m	1950	80
DTP3	C or H <12 months	97	24-35 m	1950	80
MCV1	C or H <12 months	86	24-35 m	1950	80
Pol1	C or H <12 months	98	24-35 m	1950	80
Pol3	C or H <12 months	97	24-35 m	1950	80

2009 Jordan Population and Family Health Survey 2012

Vaccine	Confirmation method	Coverage	Age cohort	Sample	Cards seen
BCG	C or H <12 months	98	36-47 m	1965	80
DTP1	C or H <12 months	99	36-47 m	1965	80
DTP3	C or H <12 months	97	36-47 m	1965	80
MCV1	C or H <12 months	84	36-47 m	1965	80
Pol1	C or H <12 months	99	36-47 m	1965	80
Pol3	C or H <12 months	97	36-47 m	1965	80

2008 Jordan Population and Family Health Survey 2012

Vaccine	Confirmation method	Coverage	Age cohort	Sample	Cards seen
BCG	C or H <12 months	96	48-59 m	2018	80
DTP1	C or H <12 months	99	48-59 m	2018	80
DTP3	C or H <12 months	97	48-59 m	2018	80
MCV1	C or H <12 months	87	48-59 m	2018	80
Pol1	C or H <12 months	99	48-59 m	2018	80
Pol3	C or H <12 months	97	48-59 m	2018	80

2006 Jordan Population and Family Health Survey 2007

Vaccine	Confirmation method	Coverage	Age cohort	Sample	Cards seen
BCG	C or H <12 months	90	12-23 m	1870	90
BCG	Card	83	12-23 m	1870	90
BCG	Card or History	91	12-23 m	1870	90
BCG	History	9	12-23 m	1870	90
DTP1	C or H <12 months	98	12-23 m	1870	90
DTP1	Card	90	12-23 m	1870	90
DTP1	Card or History	99	12-23 m	1870	90
DTP1	History	9	12-23 m	1870	90
DTP3	C or H <12 months	96	12-23 m	1870	90
DTP3	Card	89	12-23 m	1870	90
DTP3	Card or History	97	12-23 m	1870	90
DTP3	History	9	12-23 m	1870	90
MCV1	C or H <12 months	86	12-23 m	1870	90
MCV1	Card	86	12-23 m	1870	90

Jordan - survey details

MCV1	Card or History	94	12-23 m	1870	90
MCV1	History	8	12-23 m	1870	90
Pol1	C or H <12 months	99	12-23 m	1870	90
Pol1	Card	90	12-23 m	1870	90
Pol1	Card or History	99	12-23 m	1870	90
Pol1	History	9	12-23 m	1870	90
Pol3	C or H <12 months	97	12-23 m	1870	90
Pol3	Card	89	12-23 m	1870	90
Pol3	Card or History	98	12-23 m	1870	90
Pol3	History	9	12-23 m	1870	90

2005 Jordan Population and Family Health Survey 2007

Vaccine	Confirmation method	Coverage	Age cohort	Sample	Cards seen
HepB1	Card or History	99	24-59 m	1870	90
HepB3	Card or History	99	24-59 m	1870	90
Hib1	Card or History	99	24-59 m	1870	90
Hib3	Card or History	99	24-59 m	1870	90

2001 Jordan Population and Family Health Survey 2002

Vaccine	Confirmation method	Coverage	Age cohort	Sample	Cards seen
---------	---------------------	----------	------------	--------	------------

BCG	C or H <12 months	29	12-23 m	1135	78
BCG	Card	22	12-23 m	1135	78
BCG	Card or History	29	12-23 m	1135	78
BCG	History	7	12-23 m	1135	78
DTP1	C or H <12 months	99	12-23 m	1135	78
DTP1	Card	78	12-23 m	1135	78
DTP1	Card or History	100	12-23 m	1135	78
DTP1	History	22	12-23 m	1135	78
DTP3	C or H <12 months	98	12-23 m	1135	78
DTP3	Card	77	12-23 m	1135	78
DTP3	Card or History	98	12-23 m	1135	78
DTP3	History	21	12-23 m	1135	78
MCV1	C or H <12 months	89	12-23 m	1135	78
MCV1	Card	75	12-23 m	1135	78
MCV1	Card or History	95	12-23 m	1135	78
MCV1	History	20	12-23 m	1135	78
Pol1	C or H <12 months	100	12-23 m	1135	78
Pol1	Card	78	12-23 m	1135	78
Pol1	Card or History	100	12-23 m	1135	78
Pol1	History	22	12-23 m	1135	78
Pol3	C or H <12 months	97	12-23 m	1135	78
Pol3	Card	77	12-23 m	1135	78
Pol3	Card or History	98	12-23 m	1135	78
Pol3	History	21	12-23 m	1135	78

Further information and estimates for previous years are available at:

<http://www.data.unicef.org/child-health/immunization>

http://www.who.int/immunization/monitoring_surveillance/routine/coverage/en/index4.html