

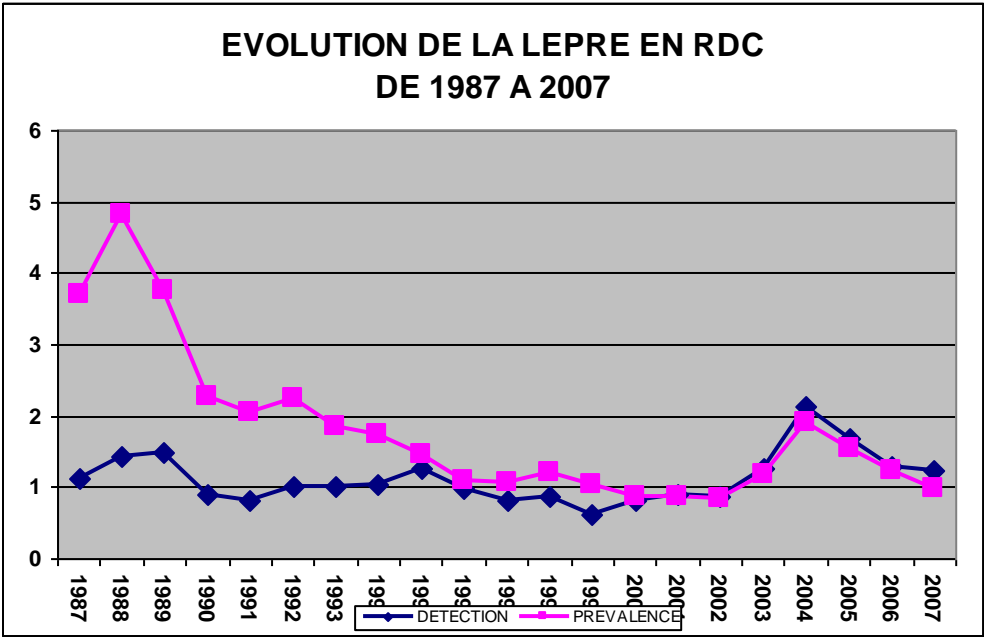
LEPROSY SITUATION IN DR CONGO IN 2007

- Prevalence	: 6,502
- Detection	: 8,820
- Number of children among newly detected	: 1,107
- Number of grade 2 disability among newly detected	: 743
- Number of MB cases among newly detected	: 4,770
- Prevalence rate	: 0.97 p 10.000
- Detection rate	: 13.40 p.100.000
- Proportion of children among newly detected cases	: 12.55%
- Proportion of grade 2 disability among newly detected cases	: 8.42%
- Proportion of MB among newly detected cases	: 54%
- Ratio Prevalence/detection	: 0.74
- Cure rate for PB cases	: 92,30%
- Cure rate for MB cases	: 84,85%

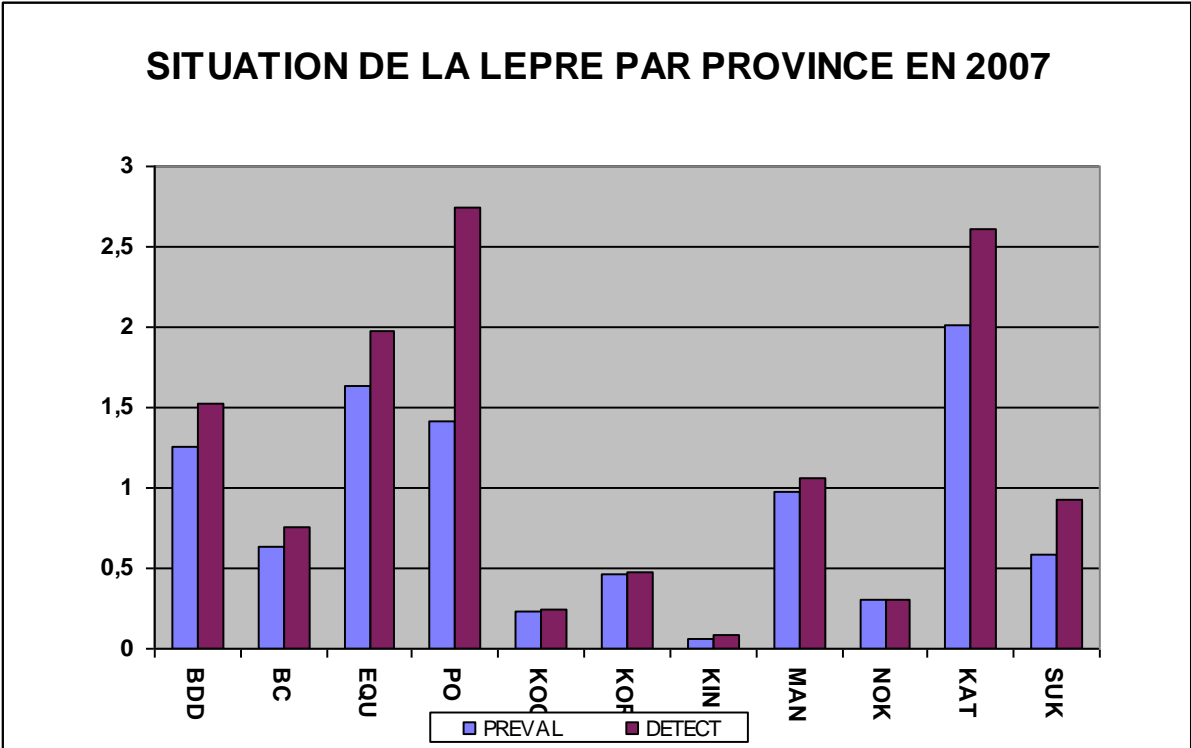
Table 1 : Situation of leprosy in each province in 2007

N°	Provinces	Prevalence	Prev. Rate	Detection	Detection rate
1.	KINSHASA (KIN)	33	0.056	48	0.81
2.	BAS-CONGO (BC)	183	0.64	217	7.6
3.	BANDUNDU (BDD)	792	1.26	961	15.36
4.	EQUATEUR (EQU)	1,256	1.63	1,525	19.87
5.	Pr. ORIENTALE (PO)	1,190	1.42	2,292	27.38
6.	KASAI OCC (KOC)	152	0.23	160	2.45
7.	KASAI OR (KOR)	351	0.46	362	4.70
8.	MANIEMA (MAN)	176	0.98	190	10.65
9.	NORD KIVU (NOK)	158	0.30	176	3.1
10.	SUD KIVU (SUK)	280	0.59	381	9.3
11.	KATANGA (KAT)	1,931	2.01	2,508	261
TOTAL		6,502	0.97	8,820	13.24

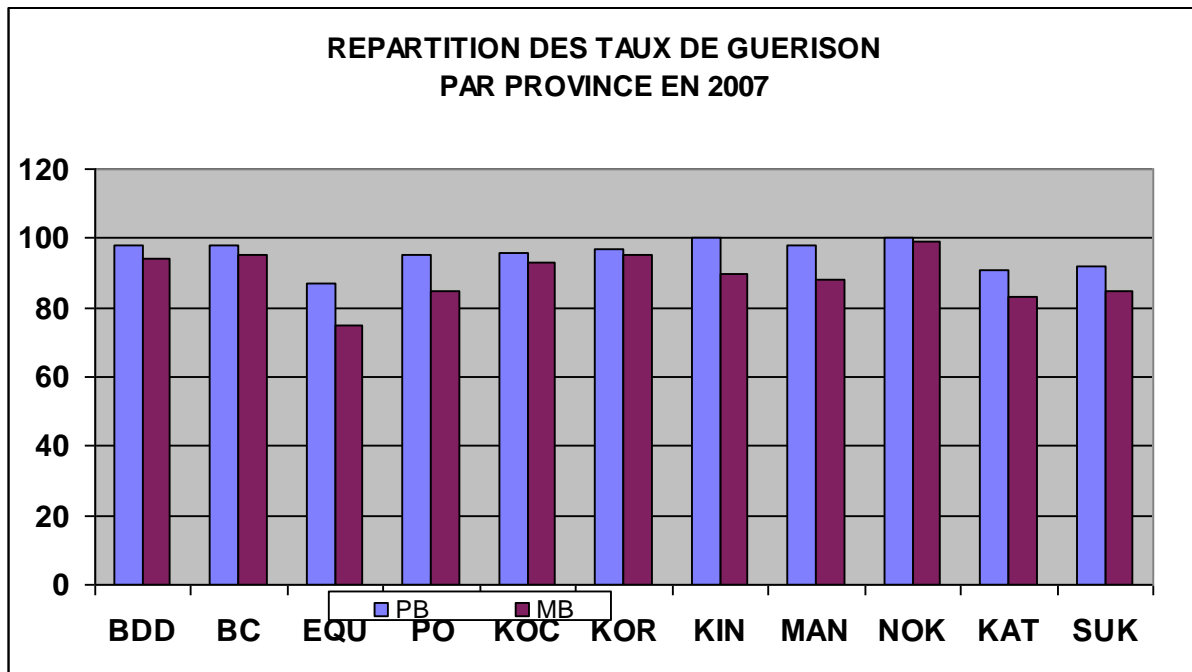
Graphic 1 : Trend of Leprosy in DRC from 1987 until 2007



Graphic 2 : Situation of leprosy in each province in 2007



Graphic 3 : Cure rate by province



Dr. J.N. MPUTU LUENGU – B

Directeur DRC N.L.C. Programme