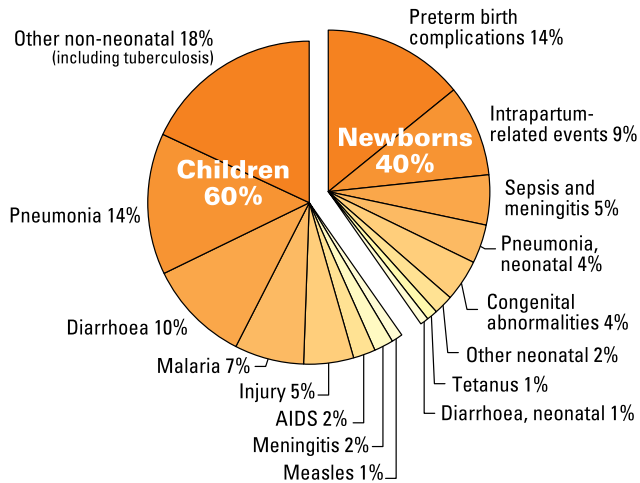


# WOMEN'S AND CHILDREN'S HEALTH: NEEDS AND CHALLENGES

## MAIN CAUSES OF DEATH

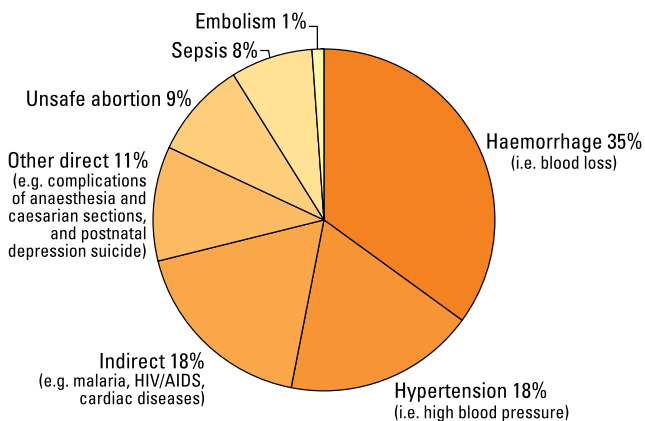
### Causes of deaths in children under 5 years

(7.6 million deaths every year/ around 21,000 preventable deaths every day)



### Causes of maternal deaths

(287,000 deaths every year/around 1000 preventable deaths every day)

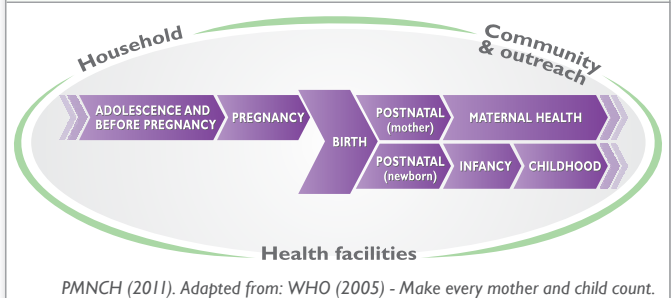


Adapted from: Countdown to 2015, Building a Future for Women and Children, The 2012 Report (2012); Trends in maternal mortality: 1990 to 2010. WHO, UNICEF, UNFPA and The World Bank estimates (2012).

## HEALTH SYSTEMS STRENGTHENING

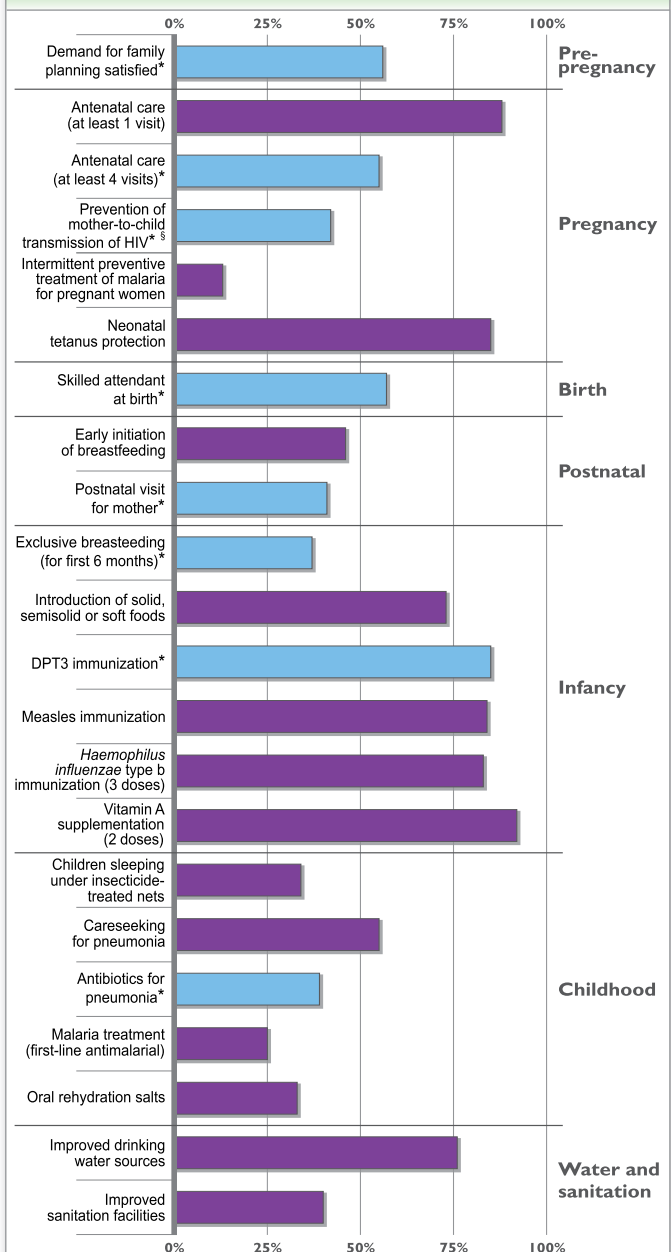
The right PEOPLE	LEADERSHIP AND GOVERNANCE
	HUMAN RESOURCES FOR HEALTH
	INDIVIDUALS AND COMMUNITIES
At the right PLACE	INFRASTRUCTURE AND FACILITIES
	HIGHEST NEED AND BURDEN
	ADDRESSING INEQUITIES
With the right RESOURCES	MEDICINES, VACCINES, DIAGNOSTICS AND DEVICES
	PROCUREMENT, SUPPLY AND MANAGEMENT OF COMMODITIES
	HEALTH FINANCING AND SOCIAL PROTECTION
Doing the right ACTIVITIES	QUALITY CARE, HEALTH PROMOTION AND HEALTH LITERACY
	INFORMATION SYSTEMS, COMMUNICATION AND MEDIA
	INTERSECTORAL LINKAGES
Achieving the right RESULTS	UNIVERSAL ACCESS AND EQUITY
	THE MDGs AND HUMAN RIGHTS
	ACCOUNTABILITY AT ALL LEVELS

## CONTINUUM OF CARE



PMNCH (2011). Adapted from: WHO (2005) - Make every mother and child count.

## COVERAGE OF ESSENTIAL INTERVENTIONS

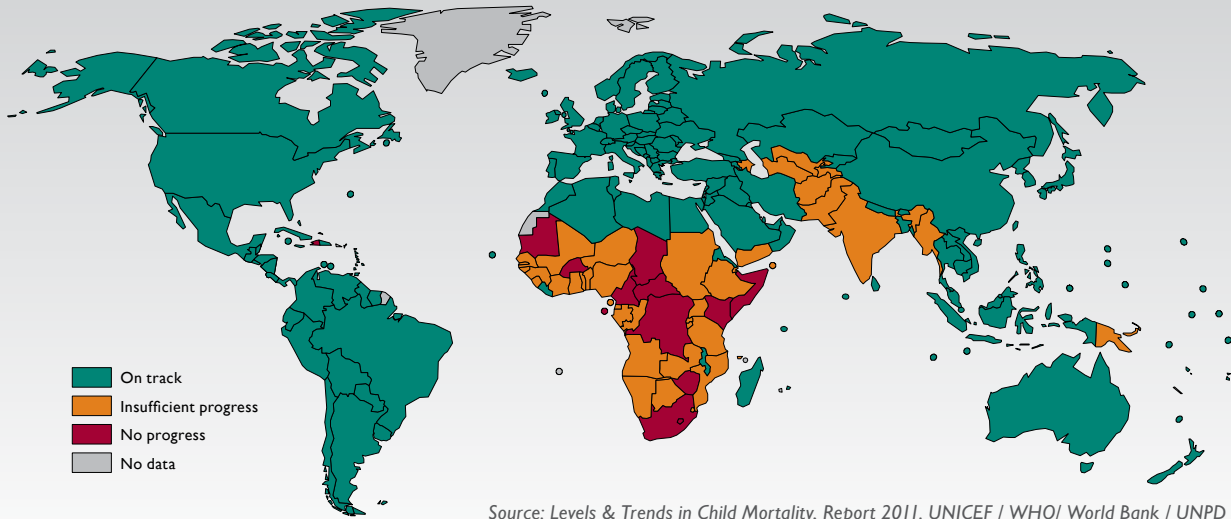


\* Coverage indicators from Recommendation 2 of the Commission on Information and Accountability for Women's and Children's Health (2011).

Adapted from: Countdown to 2015, Building a Future for Women and Children, The 2012 Report (2012).

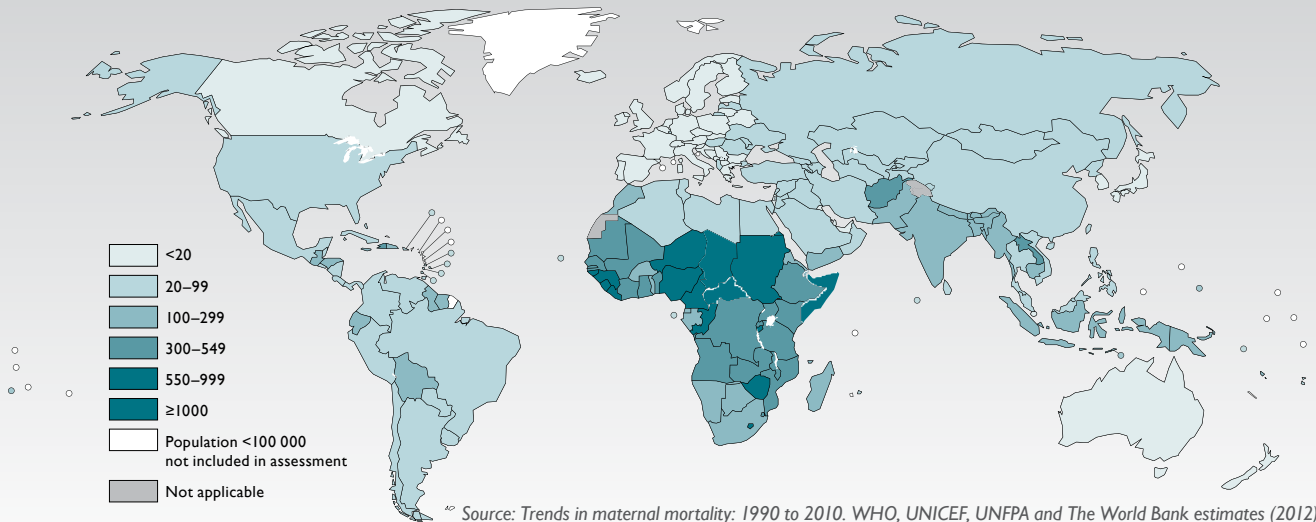
§ Global HIV/AIDS Response: Epidemic update and health sector progress towards Universal Access, Progress Report 2011. WHO, UNICEF and UNAIDS (2011).

### MDG 4: CHILD MORTALITY RATES - NEED TO ACCELERATE PROGRESS IN AFRICA AND ASIA



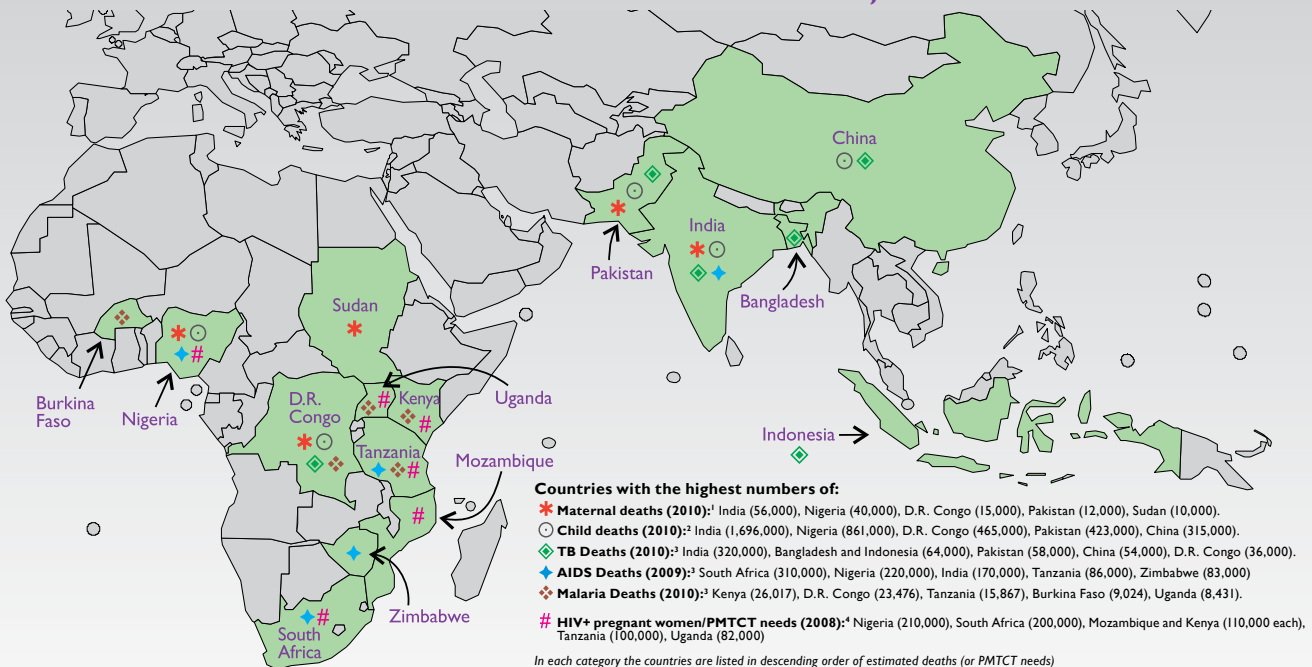
Source: Levels & Trends in Child Mortality, Report 2011. UNICEF / WHO / World Bank / UNPD (2011).

### MDG 5: MATERNAL MORTALITY RATIO STILL UNACCEPTABLY HIGH IN MANY COUNTRIES



Source: Trends in maternal mortality: 1990 to 2010. WHO, UNICEF, UNFPA and The World Bank estimates (2012).

### COUNTRIES WITH THE HIGHEST NUMBER OF DEATHS - MDGs 4, 5 & 6 - AND PMTCT NEEDS



Data sources: 1. Trends in maternal mortality: 1990 to 2010. WHO, UNICEF, UNFPA and The World Bank estimates (2012); 2. Levels & Trends in Child Mortality, Report 2011. UNICEF / WHO / World Bank / UNPD (2011); 3. Global Health Facts [www.globalhealthfacts.org/](http://www.globalhealthfacts.org/); 4. WHO PMTCT Strategic Vision 2010-2015.