

Democratic People's Republic of Korea

Population	22.5 mio
GNI/capita	NA
% urbanization	62%
% people living in cities greater than 100 000 inhabitants	31%
Population below the poverty line (national)	NA
Population below the poverty line (international, <\$1/day)	NA
Under age 5 mortality rate	55/1000 live births (2006)
Life expectancy	66 years (2006)

Environmental burden of disease for selected risk factors, per year

Estimates based on national exposure and WHO country health statistics 2004














Risk factor	Exposure		Deaths /year	DALYs/ 1000 cap /year
Water, sanitation and hygiene (diarrhoea only)	Improved water:	100%	4 500	7
	Improved sanitation:	59%		
Indoor air	SFU% households:	NA	NA	NA
Outdoor air	Mean urban PM10:	88 ug/m3	5 700	2.0
Main malaria vectors	<i>A. sinensis</i>			
Main other vectors	None			

Environmental burden of disease (preliminary), per year

Estimates based on Comparative Risk Assessment, evidence synthesis and expert evaluation for regional exposure and WHO country health statistics 2004

DALYs/1000 cap	(World - lowest: 13, highest: 289)	44
Deaths		51 500
% of total burden		20%

Environmental burden by disease category [DALYs/1000 capita], per year

Disease group	World's lowest country rate	Country rate	World's highest country rate
Diarrhoea	0.2 	7.8	107
Respiratory infections	0.1 	5.9	71
Malaria	0.0	0.0	34
Other vector-borne diseases	0.0 	0.3	4.9
Lung cancer	0.0 	0.4	2.6
Other cancers	0.3 	1.7	4.1
Neuropsychiatric disorders	1.4 	1.9	3.0
Cardiovascular disease	1.4 	5.1	14
COPD	0.0 	2.7	4.6
Asthma	0.3 	1.4	2.8
Musculoskeletal diseases	0.5 	0.9	1.5
Road traffic injuries	0.3 	1.5	15
Other unintentional injuries	0.6 	3.3	30
Intentional injuries	0.0 	1.2	7.5

Other indicators

Use of leaded gasoline	No	(2008)
Overcrowding	23%	(2000)
Malnutrition (% stunting)	NA	