

El Salvador

Population	6.9 mio
GNI/capita	5 640 US\$
% urbanization	60%
% people living in cities greater than 100 000 inhabitants	27%
Population below the poverty line (national)	48% (1992)
Population below the poverty line (international, <\$1/day)	19% (2002)
Under age 5 mortality rate	25/1000 live births (2006)
Life expectancy	71 years (2006)

Environmental burden of disease for selected risk factors, per year

v Estimates based on national exposure and WHO country health statistics 2004














Risk factor	Exposure		Deaths /year	DALYs/ 1000 cap /year
Water, sanitation and hygiene (diarrhoea only)	Improved water:	84%	700	4
	Improved sanitation:	62%		
Indoor air	SFU% households:	33%	300	1.4
Outdoor air	Mean urban PM10:	48 ug/m3	300	0.3
Main malaria vectors	No transmission			
Main other vectors	<i>Triatoma dimidiata, Rhodnius prolixus</i>			

Environmental burden of disease (preliminary), per year

Estimates based on Comparative Risk Assessment, evidence synthesis and expert evaluation for regional exposure and WHO country health statistics 2004

DALYs/1000 cap	(World - lowest: 13, highest: 289)	33
Deaths		7 500
% of total burden		18%

Environmental burden by disease category [DALYs/1000 capita], per year

Disease group	World's Lowest country rate	Country rate	World's highest country rate
Diarrhoea	0.2 	4.5	107
Respiratory infections	0.1 	3.0	71
Malaria	0.0	0.0	34
Other vector-borne diseases	0.0 	1.4	4.9
Lung cancer	0.0 	0.1	2.6
Other cancers	0.3 	1.3	4.1
Neuropsychiatric disorders	1.4 	2.7	3.0
Cardiovascular disease	1.4 	1.6	14
COPD	0.0 	0.3	4.6
Asthma	0.3 	1.6	2.8
Musculoskeletal diseases	0.5 	0.7	1.5
Road traffic injuries	0.3 	3.3	15
Other unintentional injuries	0.6 	3.2	30
Intentional injuries	0.0 	3.6	7.5

Other indicators

Use of leaded gasoline	No	(2008)
Overcrowding	63%	(1992)
Malnutrition (% stunting)	25%	(2002-3)