

Mali

Population	13.5 mio
GNI/capita	1 040 US\$
% urbanization	30%
% people living in cities greater than 100 000 inhabitants	11%
Population below the poverty line (national)	64% (1998)
Population below the poverty line (international, <\$1/day)	72% (1994)
Under age 5 mortality rate	217/1000 live births (2006)
Life expectancy	46 years (2006)

Environmental burden of disease for selected risk factors, per year

Estimates based on national exposure and WHO country health statistics 2004















Risk factor	Exposure		Deaths /year	DALYs/ 1000 cap /year
Water, sanitation and hygiene (diarrhoea only)	Improved water:	50%	22 600	66
	Improved sanitation:	46%		
Indoor air	SFU% households:	>95%	15 300	45
Outdoor air	Mean urban PM10:	102 ug/m3	1 000	1.3
Main malaria vectors	<i>A. gambiae, A. funestus, A. nili, A. arabiensis</i>			
Main other vectors	<i>Phlebotomus duboscqi</i>			

Environmental burden of disease (preliminary), per year

Estimates based on Comparative Risk Assessment, evidence synthesis and expert evaluation for regional exposure and WHO country health statistics 2004

DALYs/1000 cap	(World - lowest: 13, highest: 289)	210
Deaths		71 200
% of total burden		33%

Environmental burden by disease category [DALYs/1000 capita], per year

Disease group	World's lowest country rate	Country rate		World's highest country rate
Diarrhoea	0.2		69	107
Respiratory infections	0.1		41	71
Malaria	0.0		27	34
Other vector-borne diseases	0.0		2.5	4.9
Lung cancer	0.0		0.0	2.6
Other cancers	0.3		1.4	4.1
Neuropsychiatric disorders	1.4		1.7	3.0
Cardiovascular disease	1.4		3.2	14
COPD	0.0		1.1	4.6
Asthma	0.3		1.7	2.8
Musculoskeletal diseases	0.5		0.6	1.5
Road traffic injuries	0.3		4.3	15
Other unintentional injuries	0.6		8.1	30
Intentional injuries	0.0		1.4	7.5

Other indicators

Use of leaded gasoline	No	(2008)
Overcrowding	NA	
Malnutrition (% stunting)	39%	(2006)