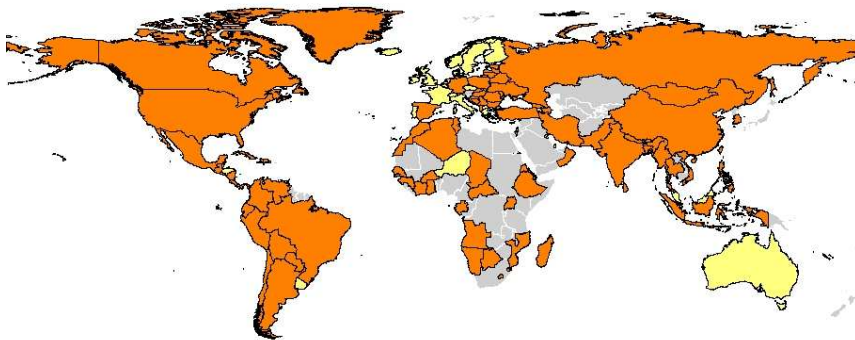


RABNET manual

for national rabies focal points



An interactive rabies information database and mapping system

INTRODUCTION

The World Health Organization (WHO) has been collecting data on human and animal rabies since 1959 through the World Rabies Survey (WRS) questionnaire. In the late nineties WHO decided to change from paper to internet-based rabies data collection.

To collect, process and display data in the internet, WHO developed RabNet as an interactive and information mapping system, based on a database and the WRS as an online data entry document. The data, which WHO is asking member states to enter into the system, cover the following areas:

- Presence/ absence of rabies
- Human rabies
 - *Number of human deaths*
 - *Human death according to animal species source of exposure*
 - *People bitten by suspected dogs*
- Animal rabies
 - *Total number of dog cases*
 - *Total number other domestic cases*
 - *Total number of wild animal cases*
 - *Total number of bats cases*
- National rabies vaccine production and importation
 - *Veterinary vaccine according to vaccine types*
 - *Human vaccine according to vaccine types*
 - *Human rabies immunoglobulin*
- Rabies vaccine administration
 - *Dogs vaccination*
 - *Human vaccine application - Post-exposure treatment*
 - *Number of patients treated according to vaccination regimen*
 - *Number of persons receiving treatment according to animal species source of exposure*

In the following data entry via the World Rabies Survey (WRS) Questionnaire on the internet platform RabNet is described step-by-step. Comments in **red** are action topics, comments in **grey** for information only. Please note that you need to be an officially appointed WHO rabies focal point with username and password for your country, to access the WRS questionnaire. If you do not have your country's login, please contact rabnet@who.int.

RabNet homepage: <http://www.who.int/rabnet>

ACCESSING THE DATABASE

STEP 1

To enter data, you first have to login with your country's password and username. To do so, please click on "login".

World Health Organization

RabNet

Built on the Global Health Atlas Platform

About Data query Interactive maps Map library Login Current user: Rabies

These functions can be chosen for retrieving data available in the database

Click here to login

Welcome to RabNet Human and Animal Rabies an interactive and information mapping system

Since 1959 The World Health Organization has collected data on human and animal rabies from its member States using the World Rabies Survey (WRS) questionnaire. In the late nineties we added to the paper version of the questionnaire sent by surface or airmail, an web-based electronic version accessible through Rabnet.

With the current version of RabNet (Version 2) worldwide rabies data can be accessed and downloaded as excel files. Additionally, interactive global or country rabies maps can be created with the possibility to link rabies data to a broad range of country-specific indicators (population, education and health services), providing a more comprehensive picture of the situation in various geographical areas. Finally a library of ready-made maps, rabies related documents and details of the WHO network of collaborating centres on rabies are available. **To access and process data no username and password are required.**

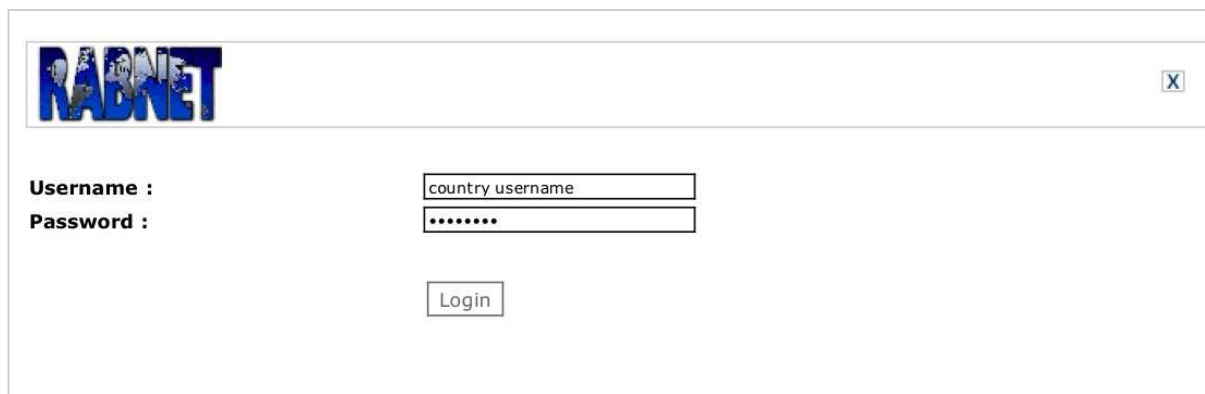
To enter or update country-related rabies data, the "data questionnaire" can be accessed and data punched in online. Once validated, data is automatically transferred into RabNet for your immediate access and processing. **A username and a password is required to have access to the online questionnaire.**

For further information, problems with the system, or to get a username and password (only for WHO rabies focal points), please contact us: rabnet@who.int

© World Health Organization - RabNet, 2008. All rights reserved

STEP 2

Once you click on “login”, a pop-up window appears, where you enter your login data. Click on “login”, when you finished.



STEP 3

You have successfully logged in, when the main page appears again with your user-name as “current user” on the upper right hand side in the taskbar. To access the data entry forms, click on “data entry”.



Click here to enter data via the WRS questionnaire

When successfully logged in, your user-name is shown here

Since 1959 The World Health Organization has collected data on human and animal rabies from its member States using the World Rabies Survey (WRS) questionnaire. In the late nineties we added to the paper version of the questionnaire sent by surface or airmail, an web-based electronic version accessible through Rabnet.

With the current version of RabNet (Version 2) worldwide rabies data can be accessed and downloaded as excel files. Additionally, interactive global or country rabies maps can be created with the possibility to link rabies data to a broad range of country-specific indicators (population, education and health services), providing a more comprehensive picture of the situation in various geographical areas. Finally a library of ready-made maps, rabies related documents and details of the WHO network of collaborating centres on rabies are available. **To access and process data no username and password are required.**

To enter or update country-related rabies data, the "data questionnaire" can be accessed and data punched in online. Once validated, data is automatically transferred into RabNet for your immediate access and processing.
A username and a password is required to have access to the online questionnaire.

STEP 4

On this website you can choose the years you want to enter data for. In the section “choose geographic area” your country name should appear in the right box. For “choose an administrative level” it is best to enter data on the country level. But if you do have more detailed information on administrative level 1, you can select “administrative level 1”, but not enter any data on country level.

By choosing a longer time period, you can also check the data, which was submitted for the years before and maybe update them.

World Health Organization

RabNET
Built on the Global Health Atlas Platform

About Data query Data entry Interactive maps Map library Current user: RabAT01

Data Entry Forms

Select Parameters for data entry/update of World Survey Of Rabies

Choose geographic area

Available*

Add >>

Selected*
Austria

<< Remove

Your country's name should appear here!

*Countries, areas, and territories

Choose an administrative level

Please select an administrative level(s) By Country

It is recommended to enter data either on country level or on administrative level 1

Please note that it is recommended that data is entered EITHER at country level or administrative level 1. Administrative level 1 data is aggregated to country level so if you are entering data at both levels (NOT recommended) then please enter data at administrative level 1 first.

Choose time period

Year

From: 2003

To: 2008

Choose the year(s), for which you want to enter or update data.

Submit

Once you are done, please click on “submit”.

THE WRS QUESTIONNAIRE

STEP 1

On this website you can see every WRS questionnaire for each year of your country. You can choose to either delete or update existing data, or insert new data for each year (and for each province when you choose “administrative level 1”). When data was already entered, only the “update” and the “delete” buttons are shown, with the name of the person who entered the data and the date of data submission. In case WHO Headquarters (HQ) is given as the entering institution, most likely the data entered is not complete as WHO HQ usually only enters data on whether rabies is present or absent in a certain year and numbers of positive cases of animals or humans, when present. If you have more detailed data, please update for those years.

World Survey Of Rabies Results

Province	Year	Date of Submission	Title	Name	Institution	Insert	Update	Delete
Austria	2008					Insert		
Austria	2007					Insert		
Austria	2006	3/9/2007	Dr	EURO/PAHO bulletin	WHO Headquarters		Update	Delete
Austria	2005	3/9/2007	Dr	EURO/PAHO bulletin	WHO Headquarters		Update	Delete
Austria	2004	9/22/2005	Dr	EURO bulletin	WHO Headquarters		Update	Delete
Austria	2003	12/7/2004	Dr	Healthboom	WHO Headquarters		Update	Delete

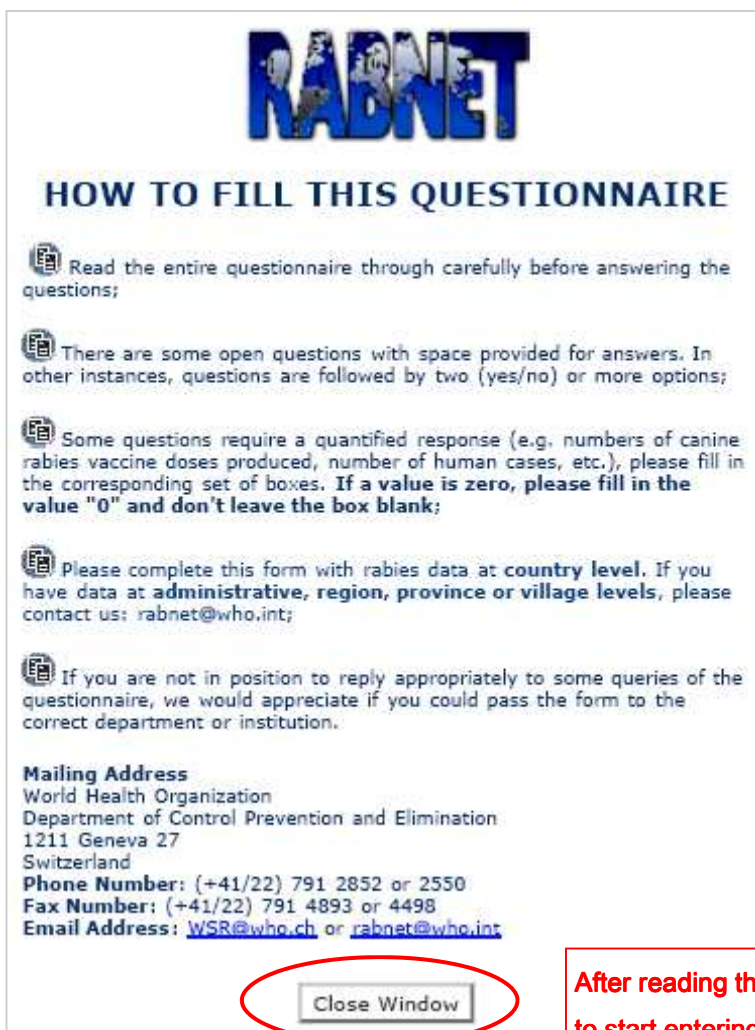
Annotations:

- Buttons:** "Data Entry Forms" and "Change Parameters" are circled in red. A red box contains the text: "Click on either both buttons to get back to the page before to choose a different timeframe".
- Table Actions:** "Insert", "Update", and "Delete" buttons are circled in red. A red box contains the text: "Click here to insert new data!". Another red box contains the text: "Click here to update or delete existing data!".
- Column Explanations:**
 - Year to enter rabies data for:** Points to the 'Year' column.
 - Date when rabies data was entered:** Points to the 'Date of Submission' column.
 - Name of who entered rabies data for the specific year:** Points to the 'Name' column.

Once you chose what to do, either click on “insert”, “update” or “delete” (Please only delete when data entered is completely wrong).

STEP 2

When you chose to update or to enter data, the website of the WRS questionnaire and a pop-up window with information on how to fill this questionnaire will open.



RABNET

HOW TO FILL THIS QUESTIONNAIRE

- Read the entire questionnaire through carefully before answering the questions;
- There are some open questions with space provided for answers. In other instances, questions are followed by two (yes/no) or more options;
- Some questions require a quantified response (e.g. numbers of canine rabies vaccine doses produced, number of human cases, etc.), please fill in the corresponding set of boxes. **If a value is zero, please fill in the value "0" and don't leave the box blank;**
- Please complete this form with rabies data at **country level**. If you have data at **administrative, region, province or village levels**, please contact us: rabnet@who.int;
- If you are not in position to reply appropriately to some queries of the questionnaire, we would appreciate if you could pass the form to the correct department or institution.

Mailing Address
World Health Organization
Department of Control Prevention and Elimination
1211 Geneva 27
Switzerland
Phone Number: (+41/22) 791 2852 or 2550
Fax Number: (+41/22) 791 4893 or 4498
Email Address: WSR@who.ch or rabnet@who.int

After reading the text carefully, click here to start entering data!

Please read carefully the pop-up window and then click on “close window” to start entering or updating data.

STEP 3

On the top of the WRS questionnaire you can see the different sections of the questionnaire, which are: Contact information, Rabies occurrence, Human indicators, Animal indicators, Vaccines Production and importation, and Vaccine administration. If you want to check on a certain topic, it is the fastest way to click here on one of the links.

If no data has been entered for this year, please first choose the date of submission. By clicking on “...” a calendar will pop-up where you can choose the current date and click on it.

World Health Organization

RABNET
Built on the Global Health Atlas Platform

About library Current user: RabAT01

Back

Click here to go to the main data entry page without saving any changes you made to the questionnaire

World Survey Of Rabies

Contact Information Rabies Occurrence Presence/absence Human indicators Human deaths Human treatment Animal indicators Animal cases Dog bites Vaccines Production and importation Post-exposure treatment Vaccine administration

To directly go to a certain part of the questionnaire and to enter data, click on the above topics. But it is also possible to go there by simply scrolling down the webpage.

QUESTIONNAIRE of the
WORLD SURVEY OF RABIES
& rabies related diseases/infections

Please complete this form with rabies data available at country level.
If you have data at administrative, region, province or village levels, please contact us: rabnet@who.int

For Instructions Please Click Here.

For more information, questions or comments, please us by e-mail to:
rabnet@who.ch or fax to: (+41 22) 791 4893

IMPORTANT: In order to avoid "Session Timeout" (loss of data), you need to save the data at least every 20 minutes by using the "Save data" buttons at the end of each section of the form.

* Indicates which fields are required.

Year: 2008
Country: Austria
Province: -
Date of Submission:

Click here to choose the date of submission.

STEP 4

Continue by entering your contact details. When you update data that was entered by WHO HQ, please fill in all boxes with your contact information. If you just add to already existing data from one of your colleagues, just enter your name, institute and email address in the comments box.

The screenshot shows a web form titled "CONTACTS". It is divided into two main sections: "Responsible officer:" and "Institution:". The "Responsible officer:" section includes fields for Title, Last Name, First Name, Function, Preferred language 1, and Preferred language 2. The "Institution:" section includes fields for Name of the institute, Department, Address 1, Address 2, ZIP/Postal Code, City, State, Country (with a dropdown menu showing "Afghanistan"), Telephone 1, Telephone 2, Fax number, and Email address. Below these sections is a "Comments" field with the instruction: "Comments - for example in case more than one person entered data." At the bottom of the form, there is a red-bordered box with the text: "Please fill the value '0' if a value is zero. Blank boxes are recognized as 'no data' instead of 'zero'." followed by three exclamation marks "!!!". A "Save data :::" button is located at the bottom right of the form. A red oval highlights the "Country" dropdown menu. A red-bordered box on the right contains the text: "Please enter your contact details. In case of WHO Headquarters having already entered data and you are adding or correcting data, please fill in your contact details instead." A grey-bordered box at the bottom right contains the text: "Please enter here your contact details, if you are only updating or adding data to already existing ones".

STEP 5

Please fill in the rest of the questionnaire, when data is available. When data is unknown, please leave the areas blank. To be sure your entered data is saved during the entry process, it is possible to click on "save data". This will save the entered data, without leaving the WRS questionnaire, making it possible for you to continue entering.

The screenshot shows a web form titled "RABIES OCCURENCE: presence/absence of Rabies". It contains two dropdown menus: "Was rabies present in the country this year:" and "Was rabies present in the country the year before:". Below these is a text field with the label "If a change has occurred since last year, please explain?". At the bottom right of the form, there is a "Save data :::" button circled in red. A red-bordered box on the left contains the text: "Click on 'save data' to save data without leaving the WRS questionnaire!".

STEP 6

Once you have finished filling in the data, click on “submit data” on the bottom of the page. This will also bring you back to the list of WRS questionnaires of your selected timeframe.

- 2 Sites intradermal regimen (222011)	<input type="text"/>
- 8 Sites intradermal regimen (804011)	<input type="text"/>
- Unknown vaccination regimen	<input type="text"/>

Specify for each animal species source of exposure, the number of persons receiving treatment:

	Number of persons treated
Dogs	<input type="text"/>
Other domestic animals (e.g cats, ruminants, horses/donkeys, etc.)	<input type="text"/>
<i>Indicate which domestic species was mostly involved</i>	<input type="text"/>
Wild animals (Terrestrial) (e.g Foxes, Raccoons, Skunks, Jackels, Wolves, etc.)	<input type="text"/>
<i>Indicate which terrestrial wildlife species was mostly involved</i>	<input type="text"/>
Bats	<input type="text"/>
Unknown animal species	<input type="text"/>

Remarks

^a Enter "0" in "Rabies positive" when all animal specimens examined in the laboratory for a given species were found negative.

^b If precise quantity is not known, please indicate: "unknown". If no vaccine of a given type is imported or produced, insert a zero in the relevant box. Please indicate number and address of laboratories producing rabies vaccine on last page of this questionnaire (Remarks).

^c If precise quantity is not known, please indicate: "unknown". If no immunoglobulin of a given type is imported or produced, insert a zero in the relevant box. Please indicate number and address of laboratories producing rabies immunoglobulin on last page of this questionnaire (Remarks).
