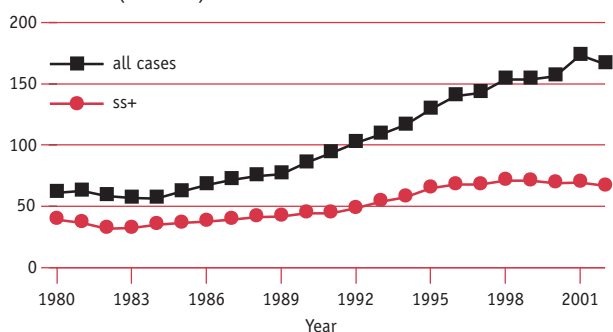


UNITED REPUBLIC OF TANZANIA

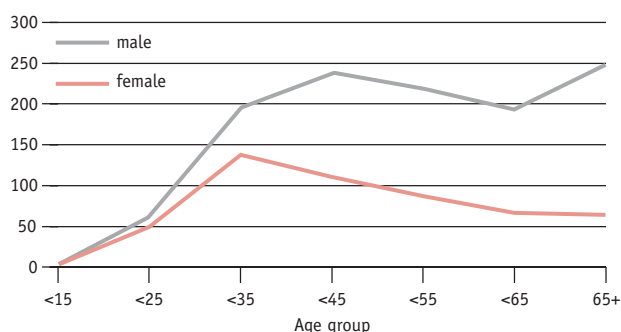
LATEST ESTIMATES ^a		TRENDS	1999	2000	2001	2002
Population	36 276 402	DOTS population coverage (%)	100	100	100	100
Global rank (by est. number of cases)	14	Notification rate (all cases/100 000 pop)	154	156	173	166
Incidence (all cases/100 000 pop)	363	Notification rate (new ss+/100 000 pop)	71	69	69	67
Incidence (new ss+/100 000 pop)	155	Detection of all cases (%)	47	46	49	46
Prevalence (ss+/100 000 pop)	236	Detection of new ss+ cases (%)	51	48	46	43
TB mortality per 100 000 pop	82	DOTS detection of new ss+ (%)	51	48	46	43
% of adult (15-49y) TB cases HIV+	34	DOTS detection of new ss+/coverage(%)	51	48	46	43
% of new cases multi-drug resistant	1.2	DOTS treatment success (new ss+, %)	78	78	81	—

Notification rate (per 100 000 pop)

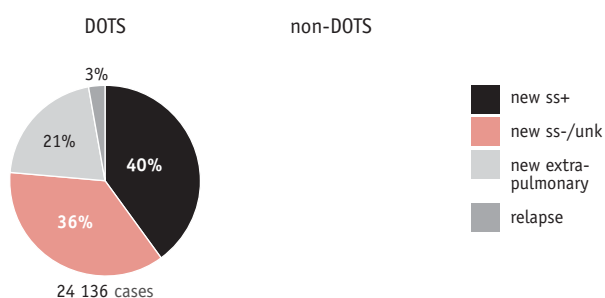
Notification (all cases) = 60 306 in 2002



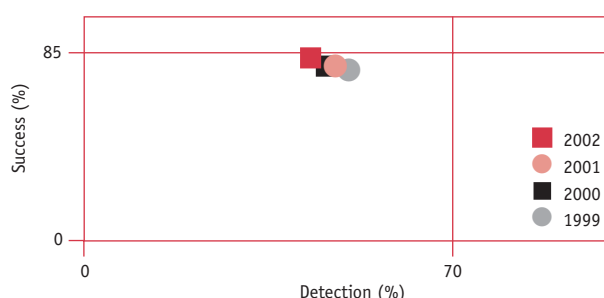
Notification rate by age and sex (new ss+)^b



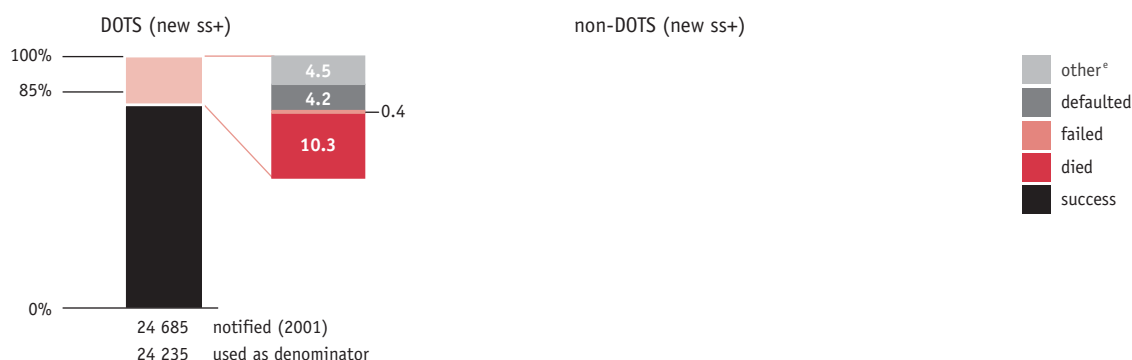
Case types notified^c



DOTS progress towards targets^d



Treatment outcomes^e



Notes

ss+ Indicates smear-positive; ss-, smear-negative; pop, population; unk, unknown.

^a See Methods for data sources.

^b The sum of cases notified by age and sex is less than the number of new smear-positive cases notified for some countries.

^c Non-DOTS is blank for countries which are 100% DOTS, or where no non-DOTS data were reported.

^d DOTS progress towards targets: DOTS detection rate for given year, DOTS success rate for cohort registered in previous year.

^e "Other" includes transfer out and not evaluated, still on treatment, and other unknown.