





The Americas: Summary of TB control policies

COUNTRY	STATUS ^a	MANUAL ^b	MICROSCOPY ^c	MONITORING OF TB SUSPECTS ^d	SCC ^e	DOT ^f	OUTCOME MONITORING ^g
ANGUILLA		NO	Not implemented	Not implemented	Not implemented		
ANTIGUA AND BARBUDA	DOTS						
ARGENTINA	DOTS	YES	Implemented in all units/areas	Implemented in all units/areas	Implemented in all units/areas	Implemented in some units/areas	Implemented in all units/areas
BAHAMAS	DOTS	YES	Implemented in all units/areas	Implemented in all units/areas	Not implemented	Implemented in all units/areas	Implemented in all units/areas
BARBADOS	DOTS	YES	Implemented in all units/areas	Implemented in all units/areas	Implemented in some units/areas	Implemented in all units/areas	Implemented in all units/areas
BELIZE	DOTS	YES	Implemented in all units/areas	Implemented in all units/areas	Implemented in all units/areas	Implemented in all units/areas	Implemented in all units/areas
BERMUDA	DOTS	NO	Implemented in all units/areas	Implemented in all units/areas	Implemented in all units/areas	Not implemented	Implemented in all units/areas
BOLIVIA	DOTS	YES	Implemented in all units/areas	Implemented in all units/areas	Implemented in all units/areas	Implemented in all units/areas	Implemented in all units/areas
BRAZIL	DOTS	YES	Implemented in all units/areas	Implemented in all units/areas	Implemented in all units/areas	Implemented in all units/areas	Implemented in all units/areas
BRITISH VIRGIN ISLANDS		YES	Not implemented		Not implemented	Not implemented	Implemented in all units/areas
CANADA	DOTS	YES	Implemented in all units/areas	Implemented in all units/areas	Implemented in all units/areas	Implemented in some units/areas	Implemented in some units/areas
CAYMAN ISLANDS	DOTS	NO	Implemented in all units/areas	Implemented in all units/areas	Implemented in all units/areas	Not implemented	Implemented in all units/areas
CHILE	DOTS	YES	Implemented in all units/areas	Implemented in all units/areas	Implemented in all units/areas	Implemented in all units/areas	Implemented in all units/areas
COLOMBIA	DOTS	YES	Implemented in all units/areas	Implemented in all units/areas	Implemented in all units/areas	Implemented in all units/areas	Implemented in some units/areas
COSTA RICA	DOTS	YES	Implemented in all units/areas	Implemented in all units/areas	Implemented in all units/areas	Implemented in all units/areas	Implemented in all units/areas
CUBA	DOTS	YES	Implemented in all units/areas	Implemented in all units/areas	Implemented in all units/areas	Implemented in all units/areas	Implemented in all units/areas
DOMINICA	DOTS	YES	Implemented in all units/areas	Implemented in all units/areas	Implemented in all units/areas	Implemented in all units/areas	Implemented in all units/areas
DOMINICAN REPUBLIC	DOTS	YES	Implemented in all units/areas	Implemented in all units/areas	Implemented in all units/areas	Implemented in all units/areas	Implemented in all units/areas
ECUADOR	DOTS	YES	Implemented in all units/areas	Implemented in all units/areas	Implemented in all units/areas	Implemented in all units/areas	Implemented in all units/areas
EL SALVADOR	DOTS	YES	Implemented in all units/areas	Implemented in all units/areas	Implemented in all units/areas	Implemented in all units/areas	Implemented in all units/areas
GRENADA							
GUATEMALA	DOTS	YES	Implemented in all units/areas	Implemented in some units/areas	Implemented in all units/areas	Implemented in some units/areas	Implemented in all units/areas
GUYANA	DOTS	YES	Implemented in some units/areas	Implemented in some units/areas	Implemented in all units/areas	Implemented in all units/areas	Implemented in all units/areas
HAITI	DOTS	YES	Implemented in some units/areas	Implemented in all units/areas	Implemented in all units/areas	Implemented in some units/areas	Implemented in all units/areas
HONDURAS	DOTS	YES	Implemented in all units/areas	Implemented in all units/areas	Implemented in all units/areas	Implemented in all units/areas	Implemented in all units/areas
JAMAICA	DOTS						
MEXICO	DOTS	YES	Implemented in all units/areas	Implemented in all units/areas	Implemented in all units/areas	Implemented in all units/areas	Implemented in all units/areas
MONTSERRAT	DOTS	YES	Implemented in all units/areas	Implemented in all units/areas	Implemented in all units/areas	Implemented in all units/areas	Implemented in all units/areas
NETHERLANDS ANTILLES		NO	Not implemented				
NICARAGUA	DOTS	YES	Implemented in all units/areas	Implemented in all units/areas	Implemented in all units/areas	Implemented in all units/areas	Implemented in all units/areas
PANAMA	DOTS	YES	Implemented in all units/areas	Implemented in all units/areas	Implemented in all units/areas	Implemented in all units/areas	Implemented in all units/areas
PARAGUAY	DOTS	YES	Implemented in all units/areas	Implemented in all units/areas	Implemented in all units/areas	Implemented in all units/areas	Implemented in all units/areas
PERU	DOTS	YES	Implemented in all units/areas	Implemented in all units/areas	Implemented in all units/areas	Implemented in all units/areas	Implemented in some units/areas
PUERTO RICO	DOTS	YES	Implemented in all units/areas	Implemented in all units/areas	Implemented in all units/areas	Implemented in all units/areas	Implemented in all units/areas
SAINT KITTS AND NEVIS	DOTS	YES	Implemented in all units/areas	Implemented in all units/areas	Implemented in all units/areas	Implemented in all units/areas	Implemented in all units/areas
SAINT LUCIA	DOTS	YES	Implemented in all units/areas	Implemented in all units/areas	Implemented in all units/areas	Implemented in all units/areas	Implemented in all units/areas
ST VINCENT & GRENADINES	DOTS	YES	Implemented in all units/areas	Implemented in all units/areas	Implemented in all units/areas	Implemented in all units/areas	Implemented in all units/areas
SURINAME		NO	Implemented in all units/areas	Implemented in all units/areas	Implemented in all units/areas	Implemented in all units/areas	Implemented in all units/areas
TRINIDAD AND TOBAGO		NO	Implemented in some units/areas	Implemented in some units/areas	Implemented in all units/areas	Not implemented	Not implemented
TURKS & CAICOS ISLANDS		NO	Implemented in some units/areas	Not implemented	Implemented in all units/areas	Not implemented	Not implemented
URUGUAY	DOTS	YES	Implemented in all units/areas	Implemented in all units/areas	Implemented in all units/areas	Implemented in all units/areas	Implemented in all units/areas
US VIRGIN ISLANDS							
USA	DOTS	YES	Implemented in all units/areas	Implemented in some units/areas	Implemented in all units/areas	Implemented in all units/areas	Implemented in some units/areas
VENEZUELA	DOTS	YES	Implemented in all units/areas	Implemented in all units/areas	Implemented in all units/areas	Implemented in all units/areas	Implemented in all units/areas

	Implemented in all units/areas
	Implemented in some units/areas
	Not implemented
	Unknown

- a Status: DOTS status (**bold** indicates DOTS introduced in 2002)
b Manual: National TB control manual (recommended)
c Microscopy: Use of smear microscopy for diagnosis (core component of DOTS)
d Monitoring of TB Suspects: Register of TB suspects (e.g. patients with cough \geq 3 weeks) kept at DOTS facilities (recommended)
e SCC: Short course chemotherapy (core component of DOTS)
f DOT: Directly observed treatment (core component of DOTS)
g Outcome monitoring: Monitoring of treatment outcomes by cohort analysis (core component of DOTS)

Explanatory notes

Country-specific data are grouped by WHO region. For each country we present:

- 2002 notification, detection, and coverage data – for the whole country, and separately for DOTS and non-DOTS programmes.
- Treatment outcomes for 2001 cohorts – both the new smear-positive and the retreatment cohorts from DOTS programmes, and the new smear-positive treatment outcomes (where available) from non-DOTS programmes.
- New smear-positive notifications (numbers) by age and sex – from DOTS and from non-DOTS programmes.
- New smear-positive notification rates by age and sex for the whole country.
- Notification numbers and rates since 1980, all forms of TB.
- Notification numbers and rates since 1993, new smear-positive cases.
- Country notes: remarks that may help to explain data reported by selected countries.

Notation for 1st table

(Country data...notification, detection and DOTS coverage)

- a The population expressed in thousands (source: United Nations Population Division, World Population Prospects, 2002 revision).
- b' The total number of tuberculosis cases notified (European definition, includes all new, retreatment, and recurrent cases).
- b The total number of tuberculosis cases notified to WHO (WHO definition, includes new and relapse cases and, for Europe only, cases with previous history unknown).
- c The case notification rate (per 100 000 population), $b/a * 100$.
- d The number of new smear-positive cases notified to WHO.
- e The new smear-positive case notification rate (per 100 000 population), $d/a * 100$.
- f The number of new pulmonary laboratory-confirmed cases notified to WHO (includes smear-positive and/or culture-positive cases).
- g The new pulmonary laboratory-confirmed case notification rate (per 100 000 population), $f/a * 100$. These data are not required by WHO, but are provided by some countries, particularly those in the European region.
- h WHO estimate of the number of new cases (all forms of TB) in 2002.
- i The estimated incidence rate, all forms of TB, per 100 000 population), $h/a * 100$.
- j WHO estimate of the number of new sputum smear-positive cases in 2002.
- k The estimated incidence rate, smear-positive cases (per 100 000 population), $j/a * 100$.
- l The proportion of estimated cases (all forms) that were notified, $b/h * 100$.
- m The case detection rate: the proportion of estimated new smear-positive cases that were notified, $d/j * 100$.

- n The percentage of the population living in geographic areas nominally serviced by health facilities implementing DOTS.
- o The number of notifications (all forms of TB) from DOTS programmes in 2002.
- p The case notification rate (all forms of TB, per 100 000 population) from DOTS programmes, $o/a * 100$.
- q The number of new smear-positive cases notified by DOTS programmes in 2002.
- r The new smear-positive case notification rate (per 100 000 population) from DOTS programmes, $q/a * 100$.
- s DOTS detection rate: the proportion of estimated new smear-positive cases (countrywide) notified by DOTS programmes, $q/j * 100$.
- t The proportion of all new pulmonary cases that were smear-positive under DOTS.
- u, v and w: as in o,q and t, above, but from non-DOTS programmes.

Notation for 2nd table

(Country data...treatment outcomes)

- a The number of new smear-positive cases registered for treatment under DOTS in 2001.
- b–g The proportion of cases having treatment outcomes as defined in Table 2 (cured, completed, died, failed, defaulted, transferred) in the DOTS 2001 cohort of new smear-positive cases.
- h The proportion of cases not evaluated in the DOTS 2001 cohort of new smear-positive cases.
- i Treatment success in the DOTS 2001 cohort of new smear-positive cases (see Table 2).
- j–r: as in a–i, above, but for the DOTS 2001 cohort of retreatment cases (all types of retreatment combined).
- s–aa: as in a–i, above, but for the non-DOTS 2001 cohort of new smear-positive cases.

Country data for the Americas: notification, detection and DOTS coverage, 2002

	Country information																		DOTS						non-DOTS																																																																																																																																																																																																																																																																																																																																																																																																																																																																																																																																																																																																																																																																																																																																																																																																																																																																																																																																																																																																																																																																																																																																																																																																																																																																																																																																																																																																																																																																																																																																																																																																																																																																																																																																																																																																																																																																																																																																																																																																																																																																												
	Pop thousands						Notified TB						Estimated TB						% of pop						Notifications						% of pult																																																																																																																																																																																																																																																																																																																																																																																																																																																																																																																																																																																																																																																																																																																																																																																																																																																																																																																																																																																																																																																																																																																																																																																																																																																																																																																																																																																																																																																																																																																																																																																																																																																																																																																																																																																																																																																																																																																																																																																																																																																																						
	a	b	c	d	e	f	g	h	i	j	k	l	m	n	o	p	q	r	s	t	u	v	w	x	y	z	aa	ab	ac	ad	ae	af	ag	ah	ai	aj	ak	al	am	an	ao	ap	aq	ar	as	at	au	av	aw	ax	ay	az	ba	bb	bc	bd	be	bf	bg	bh	bi	bj	bk	bl	bm	bn	bo	bp	bq	br	bs	bt	bu	bv	bw	bx	by	bz	ca	cb	cc	cd	ce	cf	cg	ch	ci	cj	ck	cl	cm	cn	co	cp	cq	cr	cs	ct	cu	cv	cw	cx	cy	cz	da	db	dc	dd	de	df	dg	dh	di	dj	dk	dl	dm	dn	do	dp	dq	dr	ds	dt	du	dv	dw	dx	dy	dz	ea	eb	ec	ed	ee	ef	eg	eh	ei	ej	ek	el	em	en	eo	ep	eq	er	es	et	eu	ev	ew	ex	ey	ez	fa	fb	fc	fd	fe	ff	fg	fh	fi	fj	fk	fl	fm	fn	fo	fp	fq	fr	fs	ft	fu	fv	fw	fx	fy	fz	ga	gb	gc	gd	ge	gf	gg	gh	gi	gj	gk	gl	gm	gn	go	gp	gq	gr	gs	gt	gu	gv	gw	gx	gy	gz	ha	hb	hc	hd	he	hf	hg	hh	hi	hj	hk	hl	hm	hn	ho	hp	hq	hr	hs	ht	hu	hv	hw	hx	hy	hz	ia	ib	ic	id	ie	if	ig	ih	ii	ij	ik	il	im	in	io	ip	iq	ir	is	it	iu	iv	iw	ix	iy	iz	ja	jb	jc	jd	je	jf	jj	jk	jl	jm	jn	jo	jp	jq	jr	js	jt	ju	kv	kw	kx	ky	kz	la	lb	lc	ld	le	lf	lg	lh	li	lj	lk	ll	lm	ln	lo	lp	lq	lr	ls	lt	lu	lv	lw	lx	ly	lz	ma	mb	mc	md	me	mf	mg	mh	mi	mj	mk	ml	mm	mn	mo	mp	mq	mr	ms	mt	mu	mv	mw	mx	my	mz	na	nb	nc	nd	ne	nf	ng	nh	ni	nj	nk	nl	nm	nn	no	np	nq	nr	ns	nt	nu	nv	nw	nx	ny	nz	oa	ob	oc	od	oe	of	og	oh	oi	oj	ok	ol	om	on	oo	op	oq	or	os	ot	ou	ov	ow	ox	oy	oz	pa	pb	pc	pd	pe	pf	pg	ph	pi	pj	pk	pl	pm	pn	po	pp	pq	pr	ps	pt	pu	pv	pw	px	py	pz	qa	qb	qc	qd	qe	qf	qg	qh	qi	qj	qk	ql	qm	qn	qo	qp	qq	qr	qs	qt	qu	qv	qw	qx	qy	qz	ra	rb	rc	rd	re	rf	rg	rh	ri	rj	rk	rl	rm	rn	ro	rp	rq	rr	rs	rt	ru	rv	rw	rx	ry	rz	sa	sb	sc	sd	se	sf	sg	sh	si	sj	sk	sl	sm	sn	so	sp	sq	sr	ss	st	su	sv	sw	sx	sy	sz	ta	tb	tc	td	te	tf	tg	th	ti	tj	tk	tl	tm	tn	to	tp	tq	tr	ts	tt	tu	tv	tw	tx	ty	tz	ua	ub	uc	ud	ue	uf	ug	uh	ui	uj	uk	ul	um	un	uo	up	uq	ur	us	ut	uu	uv	uw	ux	uy	uz	va	vb	vc	vd	ve	vf	vg	vh	vi	vj	vk	vl	vm	vn	vo	vp	vq	vr	vs	vt	vu	vv	vw	vx	vy	vz	wa	wb	wc	wd	we	wf	wg	wh	wi	wj	wk	wl	wm	wn	wo	wp	wq	wr	ws	wt	wu	wv	ww	wx	wy	wz	xa	xb	xc	xd	xe	xf	yg	yh	yi	yj	yk	yl	ym	yn	yo	yp	yq	yr	ys	yt	yu	yv	yw	yx	yy	yz	za	zb	zc	zd	ze	zf	zg	zh	zi	zj	zk	zl	zm	zn	zo	zp	zq	zr	zs	zt	zu	zv	zw	zx	zy	zz	aa	ab	ac	ad	ae	af	ag	ah	ai	aj	ak	al	am	an	ao	ap	aq	ar	as	at	au	av	aw	ax	ay	az	ba	bb	bc	bd	be	bf	bg	bh	bi	bj	bk	bl	bm	bn	bo	bp	bq	br	bs	bt	bu	bv	bw	bx	by	bz	ca	cb	cc	cd	ce	cf	cg	ch	ci	cj	ck	cl	cm	cn	co	cp	cq	cr	cs	ct	cu	cv	cw	cx	cy	cz	da	db	dc	dd	de	df	dg	dh	di	dj	dk	dl	dm	dn	do	dp	dq	dr	ds	dt	du	dv	dw	dx	dy	dz	ea	eb	ec	ed	ee	ef	eg	eh	ei	ej	ek	el	em	en	eo	ep	eq	er	es	et	eu	ev	ew	ex	ey	ez	fa	fb	fc	fd	fe	ff	fg	fh	fi	fj	fk	fl	fm	fn	fo	fp	fq	fr	fs	ft	fu	fv	fw	fx	fy	fz	ga	gb	gc	gd	ge	gf	gg	gh	gi	gj	gk	gl	gm	gn	go	gp	gq	gr	gs	gt	gu	gv	gw	gx	gy	gz	ha	hb	hc	hd	he	hf	hg	hh	hi	hj	hk	hl	hm	hn	ho	hp	hq	hr	hs	ht	hu	hv	hw	hx	hy	hz	ia	ib	ic	id	ie	if	ig	ih	ii	ij	ik	il	im	in	io	ip	iq	ir	is	it	iu	iv	iw	ix	iy	iz	ja	jb	jc	jd	je	jf	jj	jk	jl	jm	jn	jo	jp	jq	jr	js	jt	ju	kv	kw	kx	ky	kz	la	lb	lc	ld	le	lf	lg	lh	li	lj	lk	ll	lm	ln	lo	lp	lq	lr	ls	lt	lu	lv	lw	lx	ly	lz	ma	mb	mc	md	me	mf	mg	mh	mi	mj	mk	ml	mm	mn	mo	mp	mq	mr	ms	mt	mu	mv	mw	mx	my	mz	na	nb	nc	nd	ne	nf	ng	nh	ni	nj	nk	nl	nm	nn	no	np	nq	nr	ns	nt	nu	nv	nw	nx	ny	nz	oa	ob	oc	od	oe	of	og	oh	oi	oj	ok	ol	om	on	oo	op	oq	or	os	ot	ou	ov	ow	ox	oy	oz	pa	pb	pc	pd	pe	pf	pg	ph	pi	pj	pk	pl	pm	pn	po	pp	pq	pr	ps	pt	pu	pv	pw	px	py	pz	qa	qb	qc	qd	qe	qf	qg	qh	qi	qj	qk	ql	qm	qn	qo	qp	qq	qr	qs	qt	qu	qv	qw	qx	qy	qz	ra	rb	rc	rd	re	rf	rg	rh	ri	rj	rk	rl	rm	rn	ro	rp	rq	rr	rs	rt	ru	rv	rw	rx	ry	rz	sa	sb	sc	sd	se	sf	sg	sh	si	sj	sk	sl	sm	sn	so	sp	sq	sr	ss	st	su	sv	sw	sx	sy	sz	ta	tb	tc	td	te	tf	tg	th	ti	tj	tk	tl	tm	tn	to	tp	tq	tr	ts	tt	tu	tv	tw	tx	ty	tz	ua	ub	uc	ud	ue	uf	ug	uh	ui	uj	uk	ul	um	un	uo	up	uq	ur	us	ut	uu	uv	uw	ux	uy	uz	va	vb	vc	vd	ve	vf	vg	vh	vi	vj	vk	vl	vm	vn	vo	vp	vq	vr	vs	vt	vu	vv	vw	vx	vy	vz	wa	wb	wc	wd	we	wf	wg	wh	wi	wj	wk	wl	wm	wn	wo	wp	wq	wr	ws	wt	wu	wv	ww	wx	wy	wz	xa	xb	xc	xd	xe	xf	yg	yh	yi	yj	yk	yl	ym	yn	yo	yp	yq	yr	ys	yt	yu	yv	yw	yx	yy	yz	za	zb	zc	zd	ze	zf	zg	zh	zi	zj	zk	zl	zm	zn	zo	zp	zq	zr	zs	zt	zu	zv	zw	zx	zy	zz	aa	ab	ac	ad	ae	af	ag	ah	ai	aj	ak	al	am	an	ao	ap	aq	ar	as	at	au	av	aw	ax	ay	az	ba	bb	bc	bd	be	bf	bg	bh	bi	bj	bk	bl	bm	bn	bo	bp	bq	br	bs	bt	bu	bv	bw	bx	by	bz	ca	cb	cc	cd	ce	cf	cg	ch	ci	cj	ck	cl	cm	cn	co	cp	cq	cr	cs	ct	cu	cv	cw	cx	cy	cz	da	db	dc	dd	de	df	dg	dh	di	dj	dk	dl	dm	dn	do	dp	dq	dr	ds	dt	du	dv	dw	dx	dy	dz	ea	eb	ec	ed	ee	ef	eg	eh	ei	ej	ek	el	em	en	eo	ep	eq	er	es	et	eu	ev	ew	ex	ey	ez	fa	fb	fc	fd	fe	ff	fg	fh	fi	fj	fk	fl	fm	fn	fo	fp	fq	fr	fs	ft	fu	fv	fw	fx	fy	fz	ga	gb	gc	gd	ge	gf	gg	gh	gi	gj	gk	gl	gm	gn	go	gp	gq	gr	gs	gt	gu	gv	gw	gx	gy	gz	ha	hb	hc	hd	he	hf	hg	hh	hi	hj	hk	hl	hm	hn	ho	hp	hq	hr	hs	ht	hu	hv	hw	hx	hy	hz	ia	ib	ic	id	ie	if	ig	ih	ii	ij	ik	il	im	in	io	ip	iq	ir	is	it	iu	iv	iw	ix	iy	iz	ja	jb	jc	jd	je	jf	jj	jk	jl	jm	jn	jo	jp	jq	jr	js	jt	ju	kv	kw	kx	ky	kz	la	lb	lc	ld	le	lf	lg	lh	li	lj	lk	ll	lm	ln	lo	lp	lq	lr	ls	lt	lu	lv	lw	lx	ly	lz	ma	mb	mc	md	me	mf	mg	mh	mi	mj	mk	ml	mm	mn	mo	mp	mq	mr	ms	mt	mu	mv	mw	mx	my	mz	na	nb	nc	nd	ne	nf	ng	nh	ni	nj	nk	nl	nm	nn	no	np	nq	nr	ns	nt	nu	nv	nw	nx	ny	nz	oa	ob	oc	od	oe	of	og	oh	oi	oj	ok	ol	om	on	oo	op	oq	or	os	ot	ou	ov	ow	ox	oy	oz	pa	pb	pc	pd	pe	pf	pg	ph	pi	pj	pk	pl	pm	pn	po	pp	pq	pr	ps	pt	pu	pv	pw	px	py	pz	qa	qb	qc	qd	qe	qf	qg	qh	qi	qj	qk	ql	qm	qn	qo	qp	qq	qr	qs	qt	qu	qv	qw	qx	qy	qz	ra	rb	rc	rd	re	rf	rg	rh	ri	rj	rk	rl	rm	rn	ro	rp	rq	rr	rs	rt	ru	rv	rw	rx	ry	rz	sa	sb	sc	sd	se	sf	sg	sh	si	sj	sk	sl	sm	sn	so	sp	sq	sr	ss	st	su	sv	sw	sx	sy	sz	ta	tb	tc	td	te	tf	tg	th	ti	tj	tk	tl	tm	tn	to	tp	tq	tr	ts	tt	tu	tv	tw	tx	ty	tz	ua	ub	uc	ud	ue	uf	ug	uh	ui	uj	uk	ul	um	un	uo	up	uq	ur	us	ut	uu	uv	uw	ux	uy	uz	va	vb	vc	vd	ve	vf	vg	vh	vi	vj	vk	vl	vm	vn	vo	vp	vq	vr	vs	vt	vu	vv	vw	vx	vy	vz	wa	wb	wc	wd	we	wf	wg	wh	wi	wj	wk	wl	wm	wn	wo	wp	wq	wr	ws	wt	wu	wv	ww	wx	wy	wz	xa	xb	xc	xd	xe	xf	yg	yh	yi	yj	yk	yl	ym	yn	yo	yp	yq	yr	ys	yt	yu	yv	yw	yx	yy	yz	za	zb	zc	zd	ze	zf	zg	zh	zi	zj	zk	zl	zm	zn	zo	zp	zq	zr	zs	zt	zu	zv	zw	zx	zy	zz	aa	ab	ac	ad	ae	af	ag	ah	ai	aj	ak	al	am	an	ao	ap	aq	ar	as	at	au	av	aw	ax	ay	az	ba	bb	bc	bd	be	bf	bg	bh	bi	bj	bk	bl	bm	bn	bo	bp	bq	br	bs	bt	bu	bv	bw	bx	by	bz	ca	cb	cc	cd	ce	cf	cg	ch	ci	cj	ck	cl	cm	cn	co	cp	cq	cr	cs	ct	cu	cv	cw	cx	cy	cz	da	db	dc	dd	de	df	dg	dh	di	dj	dk	dl	dm	dn	do	dp	dq	dr	ds	dt	du	dv	dw	dx	dy	dz	ea	eb	ec	ed	ee	ef	eg	eh	ei	ej	ek	el	em	en	eo	ep	eq	er	es	et	eu	ev	ew	ex	ey	ez	fa	fb

Country data for the Americas, cont'd: treatment outcomes for cases registered in 2001 - DOTS and non-DOTS control strategies

	New smear-positive cases - DOTS												Retreatment cases - DOTS												New smear-positive cases - non-DOTS																																				
	Registered			Completed			Failed			Default			Transferred			Not success			Registered			Completed			Failed			Default			Transferred			Not success																											
	a	b	c	d	e	f	g	h	i	j	k	l	m	n	o	p	q	r	s	t	u	v	w	x	y	z	aa	ab	ac	ad	ae	af	ag	ah	ai																										
Anguilla																																																													
Antigua & Barbuda	1	100					0	100																																																					
Argentina	3 068	34	30	7	0	6	5	17	64																										2 527	24	33	4	0	13	7	19	57																		
Bahamas	42	64	0	26	0	7	2	0	64																																																				
Barbados	71	51	15	11	0	20	0	3	66																																																				
Belize	0	0	0	0	0	0	0	0	0																											0	0	0	0	0	0	0	0	0																	
Bermuda	6 672	78	4	4	1	6	4	82	804	61	7	5	2	9	6	10	68																		40 043	16	38	4	0	8	7	26	54																		
Bolivia	1 394	36	32	5	0	9	4	15	67	238	17	30	4	4	19	4	22	47																																											
Brazil																																																													
British Virgin Islands	465	32	35	12	0	3	3	16	67																																																				
Canada	1	100					0	100																																																					
Cayman Islands	1 303	83	9	1	6	2	0	83	178	73	10	1	14	2	0	73																																													
Chile	507	65	19	4	2	6	4	0	85																											2 755	51	17	6	2	10	13	0	69																	
Colombia	252	68	4	8	0	6	1	12	72																											133	20	27	5	1	23	2	22	47																	
Costa Rica	559	93	0	4	1	2	0	93																																																					
Cuba	1	100					0	100																																																					
Dominica	373	81	5	4	2	6	2	0	85	139	57	4	5	11	19	4	0	61																		2 196	53	24	5	2	14	3	0	76																	
Dominican Republic	152	75	7	3	6	5	1	4	82	32	56	3	6	3	31	0	0	59																		1 973	54	16	1	2	10	5	12	70																	
Ecuador	1 003	86	2	5	1	5	1	0	88	158	75	0	8	1	9	7	0	75																																											
El Salvador																																																													
Grenada	1 617	72	13	5	1	7	1	0	85	150	61	8	7	3	11	10	0	69																		344	31	39	7	4	19	0	0	70																	
Guatemala	78	82	8	3	0	4	4	0	90	3	67	0	33	0	0	0	0	67																		2 062	54	14	5	1	16	5	5	68																	
Guyana	3 545	67	9	5	1	7	6	5	75	162	61	8	10	4	9	4	4	69																																											
Haiti	2 996	70	16	7	1	4	2	0	86	160	55	15	9	2	7	12	0	70																																											
Honduras	82	7	71	10	1	10	1	0	78	3	0	67	0	0	33	0	0	67																		566	63	12	4	0	5	3	11	75																	
Jamaica	14 537	75	8	3	1	4	4	4	83	58	43	12	3	3	7	2	29	55																																											
Mexico																																																													
Montserrat																																																													
Netherlands Antilles	1 506	71	12	3	2	9	2	0	83	241	64	8	6	2	16	4	0	72																																											
Nicaragua	537	44	21	9	3	15	8	0	65	146	21	29	16	3	23	7	0	50																		134	16	45	6	1	22	10	0	60																	
Panama	152	66	20	6	1	7	1	0	86	31	58	16	3	16	6	0	0	74																		763	16	53	4	0	19	3	5	69																	
Paraguay	13 524	90	0	2	2	3	1	3	90	1 026	79	0	5	6	6	0	4	79																																											
Peru	93	80	16	2	1	1	1	1	80																																																				
Puerto Rico																																																													
Saint Kitts & Nevis	6	33	17	33	17	0	0	0	50	2	50	50					0	100																																											
Saint Lucia	10	80	0	0	0	20	0	0	80																																																				
St Vincent & Grenadines																																																													
Suriname																																																													
Trinidad & Tobago																																																													
Turks & Caicos Islands	340	85	0	13	1	1	0	0	85																																																				
Uruguay	10 198																																																												
US Virgin Islands	3 057	80	70	8	5	0	10	4	1	80																																																			
Venezuela	68 142	63	17	5	1	5	3	6	81	3 531	62	7	6	4	11	4	6	69																		384	69																54 042	23	34	4	1	10	7	21	58
Region																																																													

See explanatory notes, page 129.

Country data for the Americas, cont'd: age and sex distribution of smear-positive cases in DOTS areas, 2002 (absolute numbers)

	MALE										FEMALE										ALL								
	0-14		15-24		25-34		35-44		45-54		55-64		65+		0-14		15-24		25-34		35-44		45-54		55-64		65+		
Anguilla																													
Antigua & Barbuda	0	0	1	0	0	0	0	0	0	0	0	0	0	0	2	0	0	2	0	2	0	0	0	0	0	0	0	0	0
Argentina	42	378	413	302	325	279	300	300	208	398	208	171	141	189	88	433	398	208	171	141	189	130	811	811	510	496	420	489	
Bahamas	2	2	2	7	7	3	2	2	3	6	3	3	1	1	4	1	6	3	3	3	8	10	10	4	4	3	1	3	
Barbados	4	7	5	7	11	4	4	4	3	5	6	3	4	4	3	5	6	3	4	4	7	12	11	10	15	8	8	8	
Belize																													
Bermuda																													
Bolivia	231	1 235	787	492	417	356	386	386	358	630	358	238	185	295	281	938	630	358	238	185	295	512	2 173	1 417	850	655	541	681	
Brazil	59	462	650	720	585	364	316	316	297	413	297	231	154	144	57	381	413	297	231	154	144	116	843	1 063	1 017	816	518	460	
British Virgin Islands																													
Canada	0	32	36	51	38	32	69	69	30	34	30	19	19	45	5	35	34	30	19	19	45	5	67	70	81	57	51	114	
Cayman Islands																													
Chile	6	87	163	196	193	144	160	160	82	91	82	76	54	89	7	64	91	82	76	54	89	13	151	254	278	269	198	249	
Colombia	20	72	95	78	70	42	76	76	54	85	54	43	34	50	20	79	85	54	43	34	50	40	151	180	132	113	76	126	
Costa Rica	2	13	31	22	34	14	23	23	19	13	13	13	7	15	5	8	19	13	13	7	15	7	21	50	35	47	21	38	
Cuba	0	21	102	83	67	45	77	77	22	28	22	21	20	34	3	15	28	22	21	20	34	3	36	130	105	88	65	111	
Dominica																													
Dominican Republic	20	218	288	203	91	58	50	50	103	174	103	46	33	37	21	190	174	103	46	33	37	41	408	462	306	137	91	87	
Ecuador																													
El Salvador	8	85	127	101	91	59	93	93	61	84	61	49	51	85	6	80	84	61	49	51	85	14	165	211	162	140	110	178	
Grenada																													
Guatemala	27	217	219	171	158	117	146	146	147	171	147	116	68	74	42	192	171	147	116	68	74	69	409	390	318	274	185	220	
Guyana	7	3	11	6	2	0	0	0	3	1	3	2	0	0	3	1	3	3	2	0	0	10	4	14	9	4	0	0	
Haiti	52	663	685	426	279	152	117	117	406	651	406	240	105	81	81	743	651	406	240	105	81	133	1 406	1 336	832	519	257	198	
Honduras	76	29	519	353	338	257	24	24	339	351	339	364	193	35	65	23	351	339	364	193	35	141	52	870	692	450	59	59	
Jamaica	0	9	11	8	7	7	4	4	3	3	3	1	3	0	1	3	3	3	1	3	0	1	12	14	11	8	10	4	
Mexico	150	1 060	1 252	1 258	1 098	952	1 091	1 091	679	717	679	667	580	675	145	742	717	679	667	580	675	295	1 802	1 969	1 937	1 765	1 532	1 766	
Montserrat																													
Netherlands Antilles																													
Nicaragua	22	168	180	140	101	73	74	74	91	135	91	72	45	44	26	149	135	91	72	45	44	48	317	315	231	173	118	118	
Panama	3	62	88	71	61	50	49	49	46	46	46	21	8	27	6	36	40	46	21	8	27	9	98	128	117	82	58	76	
Paraguay	1	15	10	14	10	21	11	11	6	11	6	6	13	8	4	15	11	6	6	13	8	5	30	21	20	16	34	19	
Peru	65	983	622	298	194	164	138	138	251	496	251	129	96	100	62	688	496	251	129	96	100	127	1 671	1 118	549	323	260	238	
Puerto Rico	2	4	7	11	10	9	6	6	8	5	8	3	5	5	0	1	5	8	3	5	5	2	5	12	19	13	14	11	
Saint Kitts & Nevis																													
Saint Lucia																													
St Vincent & Grenadines																													
Suriname																													
Trinidad & Tobago																													
Turks & Caicos Islands	1	33	33	37	36	23	32	32	20	25	20	10	11	21	1	25	25	20	10	11	21	2	58	58	57	46	34	53	
Uruguay																													
US Virgin Islands	18	345	558	802	789	482	584	584	358	416	358	248	165	364	18	231	416	358	248	165	364	36	576	974	1 160	1 037	647	948	
USA	16	302	372	374	345	227	295	295	195	237	195	134	111	186	48	539	237	195	134	111	186	48	539	609	969	479	338	481	
Venezuela																													
Region	834	6 507	7 268	6 232	5 359	3 937	4 129	4 129	3 767	5 230	3 767	2 919	2 108	2 608	988	5 315	5 230	3 767	2 919	2 108	2 608	1 822	11 822	12 498	10 019	8 278	6 045	6 737	

note: the sum of cases notified by age is less than the number of new smear-positive cases notified for some countries

Country data for the Americas, cont'd: age and sex distribution of smear-positive cases in non-DOTS areas, 2002 (absolute numbers)

	MALE						FEMALE						ALL									
	0-14	15-24	25-34	35-44	45-54	55-64	65+	0-14	15-24	25-34	35-44	45-54	55-64	65+	0-14	15-24	25-34	35-44	45-54	55-64	65+	
Anguilla																						
Antigua & Barbuda																						
Argentina	28	234	245	161	152	110	99	29	189	182	93	66	62	66	57	423	427	254	218	172	165	
Bahamas																						
Barbados																						
Belize																						
Bermuda																						
Bolivia	285	4 233	5 240	5 605	4 249	2 374	1 764	323	3 334	3 171	2 520	1 524	877	391	608	7 567	8 411	8 125	5 773	3 251	2 155	
Brazil								1														
British Virgin Islands																						
Canada																						
Cayman Islands																						
Chile																						
Colombia	189	542	601	610	523	430	586	147	445	460	348	275	224	321	336	987	1 061	958	798	654	907	
Costa Rica	1	13	14	22	9	5	15	1	5	5	6	1	8	4	2	18	19	28	10	13	19	
Cuba																						
Dominica																						
Dominican Republic	19	77	129	67	54	28	21	14	61	67	34	35	16	25	33	138	196	101	89	44	46	
Ecuador																						
El Salvador																						
Grenada																						
Guatemala																						
Guyana	13	46	79	88	49	19	23	23	31	33	31	17	15	18	36	77	112	119	66	34	41	
Haiti	27	240	219	146	98	32	31	37	237	200	144	63	15	18	64	477	419	290	161	47	49	
Honduras																						
Jamaica																						
Mexico	4	30	40	43	48	34	53	4	27	37	37	33	41	58	8	57	77	80	81	75	111	
Montserrat																						
Netherlands Antilles																						
Nicaragua								4		2	1											
Panama	4	18	16	26	12	9	9	0	10	11	9	4	6	7	4	28	27	35	16	15	16	
Paraguay	19	104	117	98	95	57	67	8	73	72	44	30	42	31	27	177	189	142	125	99	98	
Peru																						
Puerto Rico																						
Saint Kitts & Nevis																						
Saint Lucia																						
St Vincent & Grenadines																						
Suriname	2	1	11	11	1	3	2	0	3	2	2	2	0	1	2	4	13	13	3	3	3	
Trinidad & Tobago	0	8	13	20	12	12	3	0	4	11	3	2	0	7	0	12	24	23	14	12	10	
Turks & Caicos Islands																						
Uruguay																						
US Virgin Islands																						
USA																						
Venezuela	3	37	57	51	35	19	18	10	37	43	23	24	12	12	13	74	100	74	59	31	30	
Region	594	5 583	6 781	6 954	5 338	3 134	2 693	596	4 457	4 298	3 295	2 076	1 318	960	1 190	10 040	11 079	10 249	7 414	4 452	3 653	

note: the sum of cases notified by age is less than the number of new smear-positive cases notified for some countries

Country data for the Americas, cont'd: smear-positive notification rates (per 100 000 population) by age and sex, 2002

	MALE						FEMALE						ALL																			
	0-14		15-24		25-34		35-44		45-54		55-64		65+		0-14		15-24		25-34		35-44		45-54		55-64		65+					
Anguilla																																
Antigua & Barbuda																																
Argentina	1	18	23	20	25	27	26	26	21	13	12	13	11	11	2	19	21	13	12	13	12	13	11	11	2	18	22	17	18	20	17	
Bahamas	4	7	8	31	53	34	27	27	9	4	23	13	10	10	9	4	23	13	20	9	20	9	10	10	7	5	15	22	35	21	17	
Barbados		10			6		10	10			6								6								5		6		4	
Belize	8	26	26	53	130	82	76	76	6	19	31	23	50	88	75	6	19	31	23	50	88	75	75	75	7	23	28	38	91	85	75	
Bermuda																																
Bolivia	13	147	125	112	135	179	227	227	17	114	99	78	71	84	140	2	114	99	78	71	84	140	140	15	131	112	94	102	129	179		
Brazil	1	27	41	52	57	55	50	50	2	21	24	22	19	18	10	2	21	24	22	19	18	10	10	1	24	33	37	38	36	27		
British Virgin Islands																																
Canada	0	1	2	2	2	2	4	4	0	2	2	1	1	1	2	0	2	2	1	1	1	2	2	0	2	2	2	2	1	2	3	
Cayman Islands																																
Chile	0	7	13	17	23	27	33	33	0	5	8	7	9	9	13	0	5	8	7	9	9	13	13	0	6	11	12	16	17	21		
Colombia	3	15	20	24	31	44	71	71	2	13	15	13	15	22	31	3	13	15	13	15	22	31	31	3	14	18	18	23	32	48		
Costa Rica	0	6	14	15	22	18	36	36	1	3	8	7	7	14	16	1	3	8	7	7	14	16	16	1	5	11	11	15	16	25		
Cuba	0	3	10	9	10	9	14	14	0	2	3	2	3	4	6	0	2	3	2	3	4	6	6	0	2	6	5	7	6	10		
Dominica																																
Dominican Republic	3	33	59	48	39	38	38	38	3	30	36	25	22	21	30	3	30	36	25	22	21	30	30	3	32	48	37	30	29	34		
Ecuador	1	13	24	33	41	39	63	63	1	12	15	17	19	30	44	1	12	15	17	19	30	44	44	1	13	20	25	29	34	53		
El Salvador																																
Grenada	1	17	26	33	45	52	71	71	2	16	20	27	32	30	33	2	16	20	27	32	30	33	33	1	16	23	30	38	41	51		
Guatemala	17	62	134	203	171	118	140	140	23	41	51	62	55	75	82	23	41	51	62	55	75	82	82	20	52	91	126	108	94	107		
Guyana	5	95	161	161	155	110	103	103	7	105	147	140	103	60	56	6	105	147	140	103	60	56	56	6	100	154	150	127	83	77		
Haiti																																
Honduras	5	4	102	104	161	205	21	21	5	3	71	99	165	146	26	5	3	71	99	165	146	26	26	5	4	87	102	163	175	24		
Jamaica	0	3	5	5	7	10	5	5	0	1	1	1	2	1	4	0	1	1	1	2	1	4	0	0	2	3	3	4	7	2		
Mexico	1	11	16	22	28	39	50	50	1	8	8	11	16	23	26	1	8	8	11	16	23	26	26	1	9	12	17	22	31	37		
Montserrat																																
Netherlands Antilles																																
Nicaragua	2	29	48	57	64	84	99	99	2	26	34	34	42	47	47	2	26	34	34	42	47	47	47	2	28	41	45	53	65	70		
Panama	1	28	40	48	53	66	69	69	1	17	20	27	18	16	38	1	17	20	27	18	16	38	38	1	23	30	38	36	41	53		
Paraguay	2	20	31	34	46	67	90	90	1	15	20	16	16	46	33	1	15	20	16	16	46	33	33	1	18	26	25	32	56	57		
Peru	1	37	29	18	17	23	22	22	1	27	23	16	12	13	14	1	27	23	16	12	13	14	14	1	32	26	17	14	18	18		
Puerto Rico	0	1	3	5	5	5	3	3	0	0	2	3	1	2	2	0	0	2	3	1	2	2	2	0	1	2	4	3	4	2		
Saint Kitts & Nevis																																
Saint Lucia																																
St Vincent & Grenadines																																
Suriname	3	2	29	37	8	33	19	19	0	7	5	7	13	0	7	0	7	5	7	13	0	7	22	1	4	18	22	11	14	12		
Trinidad & Tobago	0	6	13	21	17	27	7	7	0	3	11	3	3	0	14	0	3	11	3	3	0	14	14	0	4	12	12	10	13	11		
Turks & Caicos Islands																																
Uruguay	0	12	13	18	20	17	18	18	0	10	10	9	5	7	8	0	10	10	9	5	7	8	8	0	11	12	13	13	11	12		
US Virgin Islands																																
USA	0	2	3	4	4	4	4	4	0	1	2	2	2	1	1	0	1	2	2	1	1	1	2	0	1	2	3	3	2	3		
Venezuela	0	14	22	26	33	37	59	59	1	11	14	13	14	18	31	1	11	14	13	14	18	31	31	1	12	18	20	24	27	44		
Region	1	16	22	22	23	24	23	23	1	13	15	12	10	11	9	1	13	15	12	10	11	9	9	1	15	18	17	17	15			

Rates are missing where data for smear-positive cases are missing, or where age- and sex-specific population data are not available.

Country data for the Americas, cont'd: number of TB cases notified, 1980-2002

	1980	1981	1982	1983	1984	1985	1986	1987	1988	1989	1990	1991	1992	1993	1994	1995	1996	1997	1998	1999	2000	2001	2002
Anguilla	0	0	0	0	0	1	0	0	0	0	0	0	0	0	0	2	0	0	0	0	0	0	0
Antigua & Barbuda	8	3	0	1	3	2	7	0	0	3	1	0	6	0	0	0	3	4	4	3	4	1	4
Argentina	16 406	16 693	17 292	17 305	16 359	15 987	14 681	13 368	13 267	12 636	12 309	12 185	12 606	13 887	13 683	13 450	13 397	12 621	12 276	11 871	11 767	11 456	11 546
Bahamas	70	67	54	58	53	63	52	43	51	52	46	53	63	60	78	57	59	88	75	76	82	6	44
Barbados	64	33	30	17	14	12	7	4	4	5	5	5	6	6	3	3	3	5	7	2	2	3	5
Belize	21	33	44	140	35	25	23	41	28	30	57	89	65	80	59	95	99	107	123	104	106	136	135
Bermuda	1	2	5	10	3	3	6	2	1	2	0	3	4	4	4	4	0	0	0	0	0	0	0
Bolivia	4 412	5 072	4 777	5 178	4 131	7 679	6 837	8 960	10 664	12 563	11 166	11 223	9 520	8 614	9 431	14 422	10 194	9 853	10 132	9 863	10 127	10 531	10 201
Brazil	72 608	86 411	87 822	86 617	88 365	84 310	83 731	81 826	82 395	80 048	74 570	84 990	85 955	87 870	75 759	91 013	87 254	83 309	95 009	78 870	77 899	74 466	81 436
British Virgin Islands	2 885	2 554	2 515	2 186	2 345	1 980	2 046	1 972	1 947	2 035	1 997	2 018	2 108	2 012	2 074	1 931	1 868	1 976	1 791	1 806	1 694	1 703	1 556
Canada	0	2	0	1	1	4	1	0	0	2	2	3	3	2	2	2	0	0	0	0	0	5	1
Cayman Islands	8 523	7 337	6 941	6 989	6 561	6 644	6 654	6 280	6 324	6 728	6 151	5 498	5 304	4 598	4 138	4 150	4 178	3 880	3 652	3 429	3 021	3 006	2 448
Chile	11 589	11 483	12 126	13 716	12 792	12 024	11 639	11 437	11 469	11 329	12 447	12 263	11 199	11 043	8 901	9 912	9 702	8 042	9 155	10 989	11 630	11 480	11 376
Colombia	396	521	459	479	393	376	418	434	442	311	230	201	118	313	325	586	636	692	730	851	585	630	543
Costa Rica	1 133	833	815	762	705	680	656	630	628	581	546	514	410	790	1 681	1 553	1 465	1 346	1 234	1 135	1 135	929	896
Cuba	20	26	18	16	5	8	35	27	7	13	6	14	13	7	12	8	10	6	5	5	5	2	2
Dominica	2 174	1 778	2 457	2 959	3 100	2 335	2 634	2 459	3 081	3 145	2 597	1 837	3 490	4 033	4 337	4 053	6 302	5 381	5 114	5 767	5 291	4 766	4 040
Dominican Republic	3 950	3 966	3 880	3 985	4 301	4 798	5 687	5 867	5 497	5 480	8 243	6 879	7 313	7 050	9 885	7 893	8 397	9 435	7 164	5 756	6 908	6 015	5 829
Ecuador	2 255	2 091	2 171	2 053	1 564	1 461	1 659	1 647	2 378	617	2 367	2 304	2 495	3 347	3 901	2 422	1 686	1 682	1 700	1 623	1 485	1 458	1 550
El Salvador	17	1	1	6	4	2	0	0	0	4	0	0	3	0	3	4	0	2	2	2	0	0	1
Grenada	5 624	6 641	7 277	6 013	6 586	6 570	4 806	5 700	5 739	4 900	3 813	2 631	2 517	2 474	2 508	3 119	3 232	2 948	2 755	2 820	2 913	2 419	2 909
Guatemala	124	117	135	149	165	215	190	117	150	120	168	134	182	91	266	296	314	407	318	407	422	422	590
Guyana	8 306	6 550	3 337	6 839	5 803	4 959	8 514	8 514	8 054	8 100	10 237	10 237	10 237	10 237	6 212	6 632	10 116	9 770	9 124	10 420	10 224	12 066	12 066
Haiti	1 674	1 696	1 714	1 935	2 120	3 377	4 213	4 227	3 962	4 026	3 647	4 560	4 155	3 745	4 291	4 984	4 176	4 030	4 916	4 568	3 984	4 435	4 579
Honduras	176	178	153	157	160	130	88	133	65	86	123	121	111	115	109	109	121	118	121	115	127	121	106
Jamaica	31 247	32 572	24 853	22 795	14 531	15 017	13 180	14 631	15 371	15 489	14 437	15 216	14 446	15 145	16 353	11 329	20 722	23 575	21 514	19 802	18 434	18 879	17 790
Mexico	1	0	0	1	7	9	5	13	6	5	1	1	0	0	0	0	0	0	1	2	0	0	0
Montserrat	1 300	3 723	3 082	2 773	2 705	2 604	2 617	2 983	2 737	3 106	2 944	2 797	2 885	2 798	2 750	2 842	3 003	2 806	2 604	2 558	2 402	2 447	2 092
Netherlands Antilles	643	580	429	413	614	709	765	770	672	846	863	750	1 146	827	1 300	1 314	1 314	1 473	1 422	1 387	1 168	1 711	1 514
Nicaragua	1 354	1 388	1 415	1 800	1 718	1 931	1 628	1 502	1 438	2 270	2 167	2 283	1 927	2 037	1 850	1 745	2 072	1 946	1 831	2 115	1 950	2 073	2 107
Panama	16 011	21 925	21 579	22 753	22 792	24 438	24 702	30 571	36 908	35 687	37 905	40 580	52 552	51 675	48 601	45 310	41 739	42 062	43 723	40 345	38 661	37 197	36 092
Paraguay	686	521	473	452	418	338	363	303	275	314	159	241	257	274	263	110	257	201	200	174	121	121	129
Peru	7	4	6	2	3	0	0	0	0	0	0	0	4	6	2	5	3	12	5	3	0	2	3
Puerto Rico	41	39	37	48	55	21	34	25	32	28	13	25	26	24	24	11	35	22	20	16	9	15	17
Saint Kitts & Nevis	78	11	14	4	23	14	9	3	6	3	2	1	13	4	0	13	6	6	8	8	9	10	10
Saint Lucia	78	81	56	78	76	50	60	77	77	70	82	47	58	45	53	53	53	76	85	95	90	80	93
St Vincent & Grenadines	80	82	62	112	108	112	119	122	108	124	120	141	142	112	129	166	204	260	199	159	198	206	133
Suriname	2	0	2	5	0	4	2	12	951	987	886	759	689	689	666	625	701	708	668	627	645	689	536
Trinidad & Tobago	1 874	1 699	1 450	1 359	1 389	1 201	1 082	1 023	951	987	886	759	689	689	666	625	701	708	668	627	645	689	536
Turks & Caicos Islands	0	1	1	2	3	1	1	2	6	4	4	4	4	4	10	4	0	0	0	0	0	0	0
Uruguay	27 749	27 373	25 520	23 846	22 255	22 201	22 768	22 517	22 436	23 495	25 701	26 283	26 673	25 287	24 361	22 860	21 119	17 314	18 199	17 521	16 362	15 980	15 055
US Virgin Islands	4 233	4 093	4 159	4 266	4 737	4 822	4 974	4 954	4 557	4 524	5 457	5 216	5 444	5 169	4 877	5 578	5 650	5 984	6 273	6 598	6 466	6 251	6 204
Venezuela	227 820	248 150	237 316	238 296	226 801	227 022	227 107	233 192	241 834	239 594	231 215	252 221	253 256	166 640	242 018	258 331	256 459	252 536	262 809	240 648	236 183	229 874	233 648
Region number reporting	42	42	42	42	42	42	42	42	41	41	41	42	39	33	35	39	39	40	39	39	38	40	43
percent reporting	95	95	95	95	95	95	95	95	93	93	93	95	89	75	80	89	89	91	89	89	86	91	98

Country data for the Americas, cont'd: case notification rates (per 100 000 population), 1980-2002

	1980	1981	1982	1983	1984	1985	1986	1987	1988	1989	1990	1991	1992	1993	1994	1995	1996	1997	1998	1999	2000	2001	2002
Anguilla	0	0	57	0	0	14	0	0	0	0	0	0	0	0	0	20	0	0	0	0	0	0	0
Antigua & Barbuda	13	5	0	2	5	3	11	0	5	5	2	0	9			0	4	6	6	4	6	6	1
Argentina	58	59	60	59	55	53	48	43	42	39	38	37	38	41	40	39	38	35	34	32	32	31	30
Bahamas	33	31	25	26	23	27	22	18	21	21	18	20	24	22	28	20	20	30	25	25	27	14	14
Barbados	26	1	12	7	6	5	3	1	2	2	2	2	2			1	1	2	3	1	1	2	2
Belize	15	22	29	91	22	15	14	24	16	17	31	47	33	40	28	45	45	48	54	44	44	55	54
Bermuda	1	3	7	14	4	4	8	3	3	0	4	5				5	0	5	0	0	0	0	0
Bolivia	82	93	85	91	71	129	112	144	167	193	167	164	136	120	129	193	133	126	127	121	122	124	118
Brazil	60	69	69	67	66	62	60	58	57	55	56	56	56			48	57	54	50	57	47	45	43
British Virgin Islands																		16					
Canada	12	10	10	9	9	8	8	7	7	7	7	7	7	7	7	7	6	7	6	6	6	6	5
Cayman Islands	0	11	0	5	5	19	5	0	0	8	8	11	11			6	0	0	9	0	14	3	0
Chile	76	65	60	60	55	55	56	50	50	52	47	41	39	33	30	29	29	27	25	23	20	19	16
Colombia	41	39	41	45	41	38	36	35	34	33	36	34	31	30	24	26	25	20	22	27	28	27	26
Costa Rica	17	22	18	19	15	14	15	15	15	10	7	6	4	9	10	17	18	19	19	22	15	16	13
Cuba	12	9	8	8	7	7	6	6	6	6	5	5	4	7	15	14	13	12	11	10	10	8	8
Dominica	27	35	24	22	7	11	48	37	10	18	8	19	18	10	16	11	13	8	7				3
Dominican Republic	38	30	41	48	49	36	40	37	45	45	37	26	48	54	57	53	81	68	63	70	63	56	47
Ecuador	50	48	46	46	49	53	61	61	56	55	80	66	68	64	87	69	72	80	60	47	56	48	46
El Salvador	49	45	46	44	33	31	34	34	48	12	46	44	47	62	70	43	29	28	28	27	24	23	24
Grenada	19	1	1	7	5	2	1	2	0	5	0	4	0	4	0	4	5	0	2	2	6	0	1
Guatemala	82	95	101	82	87	85	61	70	69	57	44	29	27	26	26	31	32	28	25	25	26	21	24
Guyana	16	15	18	20	22	29	25	16	20	16	23	18	25	12	36	40	42	54	42	54	56	55	77
Haiti	152	117	58	117	97	81	136	132	122	120	145					83	87	131	125	130	126	147	
Honduras	47	46	45	49	52	81	98	95	86	85	75	91	80	70	78	88	72	68	80	73	62	67	68
Jamaica	8	8	7	7	7	6	4	6	3	4	5	5	5	5	4	4	5	5	5	4	5	5	4
Mexico	46	47	35	32	20	20	17	19	19	19	17	18	17	17	18	12	22	25	22	20	19	19	17
Montserrat	8	0	0	9	61	80	45	118	55	46	9	9	0			0			16	41	0	0	0
Netherlands Antilles																							
Nicaragua	45	124	99	86	82	77	75	84	75	83	77	71	71	67	64	64	66	60	54	52	47	47	39
Panama	33	29	28	21	19	28	32	34	33	28	35	35	30	45	32	49	48	53	50	48	40	57	49
Paraguay	43	43	43	53	49	54	44	39	36	55	51	53	43	44	39	36	42	38	35	40	36	37	37
Peru	92	123	119	122	120	125	124	150	177	167	174	163	233	225	208	190	172	170	174	158	149	141	135
Puerto Rico	21	16	14	14	12	10	11	9	8	9	5	7	7	7	8	7	3	7	5	5	5	3	3
Saint Kitts & Nevis	16	9	14	5	7	0	0	0	0	0	0	2	10	14	5	11	7	28	12	7	0	5	7
Saint Lucia	36	34	32	41	46	17	28	20	25	22	10	19	19	19	17	8	25	15	14	11	6	10	11
St Vincent & Grenadines	78	11	14	4	22	13	9	3	6	3	2	1	4	12	0	11	5	5	7	8	14	8	8
Suriname	22	23	15	21	20	13	15	20	19	18	20	12	14	11	13	13	13	18	20	23	21	19	22
Trinidad & Tobago	7	7	6	10	9	10	10	10	9	10	10	12	12	9	10	13	16	20	16	12	15	16	10
Turks & Caicos Islands	27	0	24	58	0	42	20	113			0	0	0	0		19	22	22	20	19	19	20	16
Uruguay	64	58	49	46	46	40	36	34	31	32	29	24	22	22	21	19	22	22	20	19	19	20	16
US Virgin Islands	0	1	1	2	3	1	1	2	6	4	4	4				4	0						
USA	12	12	11	10	9	9	9	9	9	9	10	10	10	10	9	8	8	6	7	6	6	6	5
Venezuela	28	26	26	26	28	28	28	27	25	24	28	26	27	25	23	25	25	26	27	28	27	25	25
Region	37	40	37	37	34	34	33	34	34	34	32	34	34	22	31	33	32	31	32	29	28	27	27

Country data for the Americas, cont'd: new smear-positive cases, 1993-2002

	Number of cases										Rate (per 100 000 population)									
	1993	1994	1995	1996	1997	1998	1999	2000	2001	2002	1993	1994	1995	1996	1997	1998	1999	2000	2001	2002
Anguilla			0		0				0	0					0				0	0
Antigua & Barbuda				2			1	3	1	2								4	1	3
Argentina	5 937	5 696	5 698	5 787	5 307	5 186	4 830	4 749	5 595	5 495					15	14	13	13	15	14
Bahamas	41	41	38	25	57	30	37	56	32	32					15	10	12	18	18	10
Barbados			3	3	5	4	2	3	6	5					25	2	2	1	2	2
Belize	50	36	36	46	32	52	48	44	53	71					25	23	20	18	22	28
Bermuda			0	0	0	0	0	0	0	0										0
Bolivia	6 833	6 905	7 010	6 949	6 458	6 750	6 673	6 458	6 672	6 829					96	85	82	78	79	79
Brazil	39 167	45 650	44 503	43 490	43 490	43 554	41 619	41 186	38 478	41 371					25	26	25	24	22	23
British Virgin Islands					0										0					0
Canada	542	404	156	487	471	471	395	506	502	445					2	2	1	2	2	1
Cayman Islands	2	0	0	0	0	2	2	5	1	0					7	6	6	14	3	0
Chile	2 629	1 951	1 561	1 562	1 582	1 576	1 497	1 290	1 355	1 412					19	11	10	8	9	9
Colombia	6 987	6 532	7 530	7 572	6 090	6 969	8 329	8 358	8 022	7 787					19	17	20	20	19	18
Costa Rica		230	245	302	320	353	458	349	385	328					7	9	12	9	10	8
Cuba	565	914	834	835	765	746	720	677	562	538					5	7	6	6	5	5
Dominica	6	8	5	7	5	5				2					8	7	7	6	5	3
Dominican Republic	2 297	3 177	2 787	3 733	3 162	2 669	3 278	2 907	2 622	2 179					31	40	40	35	31	25
Ecuador	5 325	6 674	5 890	6 426	7 214	4 900	4 300	5 064	4 439	4 223					49	61	41	35	41	33
El Salvador	2 471	2 144		965	882	1 071	1 023	1 008	1 003	980					45	18	17	16	16	15
Grenada	0	3	2	0	1	2	3	0	0	0					0	2	4	0	0	0
Guatemala	2 174	1 994	2 368	2 224	2 218	2 255	2 264	2 052	1 669	1 865					23	21	20	18	14	15
Guyana	51	61	85	71	105	85	178	119	174	138					7	14	11	16	23	18
Haiti				3 524	5 497	6 442	6 828	5 887	5 607	6 188						46	71	86	74	75
Honduras	2 016	2 385	2 306	1 808	1 928	2 311	2 415	2 415	2 839	2 966					38	38	38	37	43	44
Jamaica	83	61	93	81	84	90	90	90	75	60					3	3	4	3	3	2
Mexico	8 164	9 726	9 220	8 495	15 440	11 473	11 968	11 676	15 103	11 555					9	16	12	12	15	11
Montserrat		0				1	2	0	0	0					0	16	41	0	0	0
Netherlands Antilles									4	7									2	3
Nicaragua	1 714	1 615	1 568	1 722	1 670	1 648	1 564	1 471	1 510	1 320					41	36	32	29	29	25
Panama	1 046	748	1 066	904	592	1 393	432	410	575	709					41	21	15	14	19	23
Paraguay	985	873	748	894	859	850	1 041	900	915	1 004					21	17	16	16	16	17
Peru	35 646	33 925	32 096	26 800	27 498	27 707	24 511	22 580	21 685	20 533					155	110	96	87	82	77
Puerto Rico	117		128	110	126	106	106	82	71	76					3	3	3	2	2	2
Saint Kitts & Nevis	2	2	4	2	4	2	2	0	0	1					5	9	5	0	0	2
Saint Lucia		17	11	22	14	10	9	7	6	8						10	7	5	4	5
St Vincent & Grenadines	11	0	5	3	2	3	4	9	3	0					10	3	3	8	3	0
Suriname				39	31	32	36	37	35	41						9	9	9	8	9
Trinidad & Tobago		55	7	58	52	82	87	115	152	60					4	6	7	9	12	5
Turks & Caicos Islands							2		1	2									5	10
Uruguay	388	381	349	426	423	374	392	348	340	308					12	13	11	10	10	9
US Virgin Islands			2	5																
USA	16 046	14 346	8 013	7 401	6 882	6 630	6 252	5 865	5 600	5 380					6	2	2	2	2	2
Venezuela	2 849	2 738	3 056	3 195	3 234	3 450	3 670	3 525	3 476	3 444					14	14	15	15	14	14
Region	104 931	142 405	138 820	136 657	142 512	139 286	135 068	130 251	129 536	127 354					14	17	16	16	15	15

Notes

CANADA Treatment outcomes for new cases are for laboratory-confirmed (not necessarily smear-positive) cases.

GUYANA Non-DOTS age and sex data provided are for all forms of TB, not just smear-positive cases.

JAMAICA Treatment outcomes for new cases are for laboratory-confirmed (not necessarily smear-positive) cases.

MEXICO Treatment outcomes for new cases are for laboratory-confirmed (not necessarily smear-positive) cases.

PUERTO RICO Treatment outcome data for 2001 are considered preliminary. Treatment outcomes for new cases are for laboratory-confirmed (not necessarily smear-positive) cases.

SURINAME Treatment outcomes for new cases are for laboratory-confirmed (not necessarily smear-positive) cases.

TRINIDAD & TOBAGO

Treatment outcomes for new cases are for laboratory-confirmed (not necessarily smear-positive) cases.

USA Treatment outcome data for 2001 cohort are preliminary (the US CDC finalizes treatment outcomes with states two years after the reporting calendar year). Generally the USA preliminary outcome data show <10% of cases with unknown information. However, for the 2001 cohort, >15% of outcomes were unknown including 100% of outcomes from one large reporting area. Treatment outcomes for new cases are for laboratory-confirmed (not necessarily smear-positive) cases.