







## Eastern Mediterranean: Summary of TB control policies

COUNTRY	STATUS <sup>a</sup>	MANUAL <sup>b</sup>	MICROSCOPY <sup>c</sup>	MONITORING OF TB SUSPECTS <sup>d</sup>	SCC <sup>e</sup>	DOT <sup>f</sup>	OUTCOME MONITORING <sup>g</sup>
AFGHANISTAN	DOTS	YES					
BAHRAIN	DOTS	YES					
DJIBOUTI	DOTS	YES					
EGYPT	DOTS	YES					
IRAN	DOTS	YES					
IRAQ	DOTS	YES					
JORDAN	DOTS	YES					
KUWAIT							
LEBANON	DOTS	YES					
LIBYAN ARAB JAMAHIRIYA							
MOROCCO	DOTS	YES					
OMAN	DOTS	YES					
PAKISTAN	DOTS	YES					
QATAR	DOTS	NO					
SAUDI ARABIA	DOTS	YES					
SOMALIA	DOTS	YES					
SUDAN	DOTS	YES					
SYRIAN ARAB REPUBLIC	DOTS	YES					
TUNISIA	DOTS	YES					
UNITED ARAB EMIRATES	DOTS	YES					
YEMEN	DOTS	YES					

	Implemented in all units/areas
	Implemented in some units/areas
	Not implemented
	Unknown

- a Status: DOTS status (**bold** indicates DOTS introduced in 2002)  
b Manual: National TB control manual (recommended)  
c Microscopy: Use of smear microscopy for diagnosis (core component of DOTS)  
d Monitoring of TB Suspects: Register of TB suspects (e.g. patients with cough  $\geq$  3 weeks) kept at DOTS facilities (recommended)  
e SCC: Short course chemotherapy (core component of DOTS)  
f DOT: Directly observed treatment (core component of DOTS)  
g Outcome monitoring: Monitoring of treatment outcomes by cohort analysis (core component of DOTS)

# Explanatory notes

Country-specific data are grouped by WHO region. For each country we present:

- 2002 notification, detection, and coverage data – for the whole country, and separately for DOTS and non-DOTS programmes.
- Treatment outcomes for 2001 cohorts – both the new smear-positive and the retreatment cohorts from DOTS programmes, and the new smear-positive treatment outcomes (where available) from non-DOTS programmes.
- New smear-positive notifications (numbers) by age and sex – from DOTS and from non-DOTS programmes.
- New smear-positive notification rates by age and sex for the whole country.
- Notification numbers and rates since 1980, all forms of TB.
- Notification numbers and rates since 1993, new smear-positive cases.
- Country notes: remarks that may help to explain data reported by selected countries.

## Notation for 1st table

(Country data...notification, detection and DOTS coverage)

- a The population expressed in thousands (source: United Nations Population Division, World Population Prospects, 2002 revision).
- b' The total number of tuberculosis cases notified (European definition, includes all new, retreatment, and recurrent cases).
- b The total number of tuberculosis cases notified to WHO (WHO definition, includes new and relapse cases and, for Europe only, cases with previous history unknown).
- c The case notification rate (per 100 000 population),  $b/a * 100$ .
- d The number of new smear-positive cases notified to WHO.
- e The new smear-positive case notification rate (per 100 000 population),  $d/a * 100$ .
- f The number of new pulmonary laboratory-confirmed cases notified to WHO (includes smear-positive and/or culture-positive cases).
- g The new pulmonary laboratory-confirmed case notification rate (per 100 000 population),  $f/a * 100$ . These data are not required by WHO, but are provided by some countries, particularly those in the European region.
- h WHO estimate of the number of new cases (all forms of TB) in 2002.
- i The estimated incidence rate, all forms of TB, per 100 000 population),  $h/a * 100$ .
- j WHO estimate of the number of new sputum smear-positive cases in 2002.
- k The estimated incidence rate, smear-positive cases (per 100 000 population),  $j/a * 100$ .
- l The proportion of estimated cases (all forms) that were notified,  $b/h * 100$ .
- m The case detection rate: the proportion of estimated new smear-positive cases that were notified,  $d/j * 100$ .

- n The percentage of the population living in geographic areas nominally serviced by health facilities implementing DOTS.
- o The number of notifications (all forms of TB) from DOTS programmes in 2002.
- p The case notification rate (all forms of TB, per 100 000 population) from DOTS programmes,  $o/a * 100$ .
- q The number of new smear-positive cases notified by DOTS programmes in 2002.
- r The new smear-positive case notification rate (per 100 000 population) from DOTS programmes,  $q/a * 100$ .
- s DOTS detection rate: the proportion of estimated new smear-positive cases (countrywide) notified by DOTS programmes,  $q/j * 100$ .
- t The proportion of all new pulmonary cases that were smear-positive under DOTS.
- u, v and w: as in o,q and t, above, but from non-DOTS programmes.

### **Notation for 2nd table**

#### **(Country data...treatment outcomes)**

- a The number of new smear-positive cases registered for treatment under DOTS in 2001.
- b–g The proportion of cases having treatment outcomes as defined in Table 2 (cured, completed, died, failed, defaulted, transferred) in the DOTS 2001 cohort of new smear-positive cases.
- h The proportion of cases not evaluated in the DOTS 2001 cohort of new smear-positive cases.
- i Treatment success in the DOTS 2001 cohort of new smear-positive cases (see Table 2).
- j–r: as in a–i, above, but for the DOTS 2001 cohort of retreatment cases (all types of retreatment combined).
- s–aa: as in a–i, above, but for the non-DOTS 2001 cohort of new smear-positive cases.

Country data for the Eastern Mediterranean: notification, detection and DOTS coverage, 2002

	Country information												DOTS												non-DOTS											
	Notified TB				Estimated TB				Detection rate				% of pop				Notifications				Notifications				Notifications											
	Pop thousands	All cases number	rate	New sst+ number	rate	All cases number	rate	New sst+ number	rate	All cases %	New sst+ %	% of pop	All cases number	rate	New sst+ number	rate	DDR %	All cases number	rate	New sst+ number	rate	DDR %	All cases number	rate	New sst+ number	rate	DDR %	All cases number	rate	New sst+ number	rate	DDR %				
Afghanistan	22 930	13 794	60	6 509	28	76 433	333	34 395	150	18	19	38	13 794	60	6 509	28	19	66																		
Bahrain	709	44	6	17	2	320	45	144	20	14	12	100	44	6	17	2	12	57																		
Djibouti	693	3 191	461	1 253	181	6 590	951	2 783	402	48	45	100	3 191	461	1 253	181	45	63																		
Egypt	70 507	11 177	16	4 889	7	20 447	29	9 199	13	55	53	100	11 177	16	4 889	7	53	64																		
Iran	68 070	11 436	17	5 335	8	19 740	29	8 882	13	58	60	100	11 436	17	5 335	8	60	68																		
Iraq	24 510	11 898	49	3 895	16	40 966	167	18 433	75	29	21	88	11 898	49	3 895	16	21	50																		
Jordan	5 329	312	6	91	2	282	5	127	2	110	72	100	312	6	91	2	72	52																		
Kuwait	2 443					645	26	290	12	90	68	100																								
Lebanon	3 596	437	12	148	4	486	14	218	6	90	68	100	437	12	148	4	68	56																		
Libyan Arab Jamahiriya	5 445					1 124	21	505	9																											
Morocco	30 072	29 804	99	12 914	43	34 408	114	15 473	51	87	83	100	29 804	99	12 914	43	83	85																		
Oman	2 768	290	10	151	5	317	11	143	5	91	106	100	290	10	151	5	106	85																		
Pakistan	149 911	52 172	35	16 265	11	271 745	181	122 174	81	19	13	45	47 754	32	15 331	10	13	40																		
Qatar	601	278	46	64	11	363	60	163	27	77	39	100	278	46	64	11	39	46																		
Saudi Arabia	23 520	3 374	14	1 674	7	9 959	42	4 472	19	34	37	100	3 374	14	1 674	7	37	74																		
Somalia	9 480	7 279	77	4 729	50	38 428	405	17 156	181	19	28	100	7 279	77	4 729	50	28	80																		
Sudan	32 878	24 554	75	10 338	31	71 211	217	31 432	96	34	33	99	24 554	75	10 338	31	33	57																		
Syrian Arab Republic	17 381	4 766	27	1 447	8	7 648	44	3 441	20	62	42	100	4 766	27	1 447	8	42	54																		
Tunisia	9 728	1 885	19	927	10	2 233	23	1 004	10	84	92	100	1 885	19	927	10	92	81																		
United Arab Emirates	2 937	90	3	57	2	518	18	233	8	17	25	100	90	3	57	2	25	90																		
Yemen	19 315	11 677	60	4 259	22	17 721	92	7 966	41	66	53	98	7 231	37	3 870	20	49	71																		
<b>Region</b>	<b>502 823 931</b>	<b>188 458 37</b>	<b>74 962 15</b>	<b>139 333 28</b>	<b>621 563 124</b>	<b>278 634 55</b>	<b>30 27</b>	<b>78 179 594</b>	<b>36 73 639 15</b>	<b>26 59</b>	<b>8 864 1 323 19</b>																									

See explanatory notes, page 129.

Country data for the Eastern Mediterranean, cont'd: treatment outcomes for cases registered in 2001 - DOTS and non-DOTS

	New smear-positive cases - DOTS												Retreatment cases - DOTS												New smear-positive cases - not-DOTS																																																																																																																																																																																																																																																																																																																																																																																																																																																																																																																																																																																																																																																																																																																																																																																																																																																																																																																																																																																																																																																																																																																																																																																																																																																																																																																																																																																																																																																																																																																																																																																																																																																																																																																																																																																																																																																																																																																																																																																																																																																															
	Registered				Completed				Failed default				Transferred				Registered				Completed				Failed default				Transferred				Registered				Completed				Failed default				Transferred																																																																																																																																																																																																																																																																																																																																																																																																																																																																																																																																																																																																																																																																																																																																																																																																																																																																																																																																																																																																																																																																																																																																																																																																																																																																																																																																																																																																																																																																																																																																																																																																																																																																																																																																																																																																																																																																																																																																																																																																																																											
	a	b	c	d	e	f	g	h	i	j	k	l	m	n	o	p	q	r	s	t	u	v	w	x	y	z	aa	ab	ac	ad	ae	af	ag	ah	ai	aj	ak	al	am	an	ao	ap	aq	ar	as	at	au	av	aw	ax	ay	az	ba	bb	bc	bd	be	bf	bg	bh	bi	bj	bk	bl	bm	bn	bo	bp	bq	br	bs	bt	bu	bv	bw	bx	by	bz	ca	cb	cc	cd	ce	cf	cg	ch	ci	cj	ck	cl	cm	cn	co	cp	cq	cr	cs	ct	cu	cv	cw	cx	cy	cz	da	db	dc	dd	de	df	dg	dh	di	dj	dk	dl	dm	dn	do	dp	dq	dr	ds	dt	du	dv	dw	dx	dy	dz	ea	eb	ec	ed	ee	ef	eg	eh	ei	ej	ek	el	em	en	eo	ep	eq	er	es	et	eu	ev	ew	ex	ey	ez	fa	fb	fc	fd	fe	ff	fg	fh	fi	fj	fk	fl	fm	fn	fo	fp	fq	fr	fs	ft	fu	fv	fw	fx	fy	fz	ga	gb	gc	gd	ge	gf	gg	gh	gi	gj	gk	gl	gm	gn	go	gp	gq	gr	gs	gt	gu	gv	gw	gx	gy	gz	ha	hb	hc	hd	he	hf	hg	hi	hj	hk	hl	hm	hn	ho	hp	hq	hr	hs	ht	hu	hv	hw	hx	hy	hz	ia	ib	ic	id	ie	if	ig	ih	ii	ij	ik	il	im	in	io	ip	iq	ir	is	it	iu	iv	iw	ix	iy	iz	ja	jb	jc	jd	je	jf	jj	jk	jl	jm	jn	jo	jp	jq	jr	js	jt	ju	kv	kw	ky	ka	kb	kc	kd	ke	kf	kg	kh	ki	kj	kl	km	kn	ko	kp	kq	kr	ks	kt	ku	kv	kw	kx	ky	kz	la	lb	lc	ld	le	lf	lg	lh	li	lj	lk	ll	lm	ln	lo	lp	lq	lr	ls	lt	lu	lv	lw	lx	ly	lz	ma	mb	mc	md	me	mf	mg	mh	mi	mj	mk	ml	mn	mo	mp	mq	mr	ms	mt	mu	mv	mw	mx	my	mz	na	nb	nc	nd	ne	nf	ng	nh	ni	nj	nk	nl	nm	nn	no	np	nq	nr	ns	nt	nu	nv	nw	nx	ny	nz	oa	ob	oc	od	oe	of	og	oh	oi	oj	ok	ol	om	on	oo	op	oq	or	os	ot	ou	ov	ow	ox	oy	oz	pa	pb	pc	pd	pe	pf	pg	ph	pi	pj	pk	pl	pm	pn	po	pp	pq	pr	ps	pt	pu	pv	pw	px	py	pz	qa	qb	qc	qd	qe	qf	qg	qh	qi	qj	qk	ql	qm	qn	qo	qp	qq	qr	qs	qt	qu	qv	qw	qx	qy	qz	ra	rb	rc	rd	re	rf	rg	rh	ri	rj	rk	rl	rm	rn	ro	rp	rq	rr	rs	rt	ru	rv	rw	rx	ry	rz	sa	sb	sc	sd	se	sf	sg	sh	si	sj	sk	sl	sm	sn	so	sp	sq	sr	ss	st	su	sv	sw	sx	sy	sz	ta	tb	tc	td	te	tf	tg	th	ti	tj	tk	tl	tm	tn	to	tp	tq	tr	ts	tt	tu	tv	tw	tx	ty	tz	ua	ub	uc	ud	ue	uf	ug	uh	ui	uj	uk	ul	um	un	uo	up	uq	ur	us	ut	uu	uv	uw	ux	uy	uz	va	vb	vc	vd	ve	vf	vg	vh	vi	vj	vk	vl	vm	vn	vo	vp	vq	vr	vs	vt	vu	vv	vw	vx	vy	vz	wa	wb	wc	wd	we	wf	wg	wh	wi	wj	wk	wl	wm	wn	wo	wp	wq	wr	ws	wt	wu	wv	ww	wx	wy	wz	xa	xb	xc	xd	xe	xf	xg	xh	xi	xj	xk	xl	xm	xn	xo	xp	xq	xr	xs	xt	xu	xv	xw	xa	xb	xc	xd	xe	xf	xg	xh	xi	xj	xk	xl	xm	xn	xo	xp	xq	xr	xs	xt	xu	xv	xw	ya	yb	yc	yd	ye	yf	yg	yh	yi	yj	yk	yl	ym	yn	yo	yp	yq	yr	ys	yt	yu	yv	yw	ya	yb	yc	yd	ye	yf	yg	yh	yi	yj	yk	yl	ym	yn	yo	yp	yq	yr	ys	yt	yu	yv	yw	za	zb	zc	zd	ze	zf	zg	zh	zi	zj	zk	zl	zm	zn	zo	zp	zq	zr	zs	zt	zu	zv	zw	zx	zy	zz	aa	ab	ac	ad	ae	af	ag	ah	ai	aj	ak	al	am	an	ao	ap	aq	ar	as	at	au	av	aw	ax	ay	az	ba	bb	bc	bd	be	bf	bg	bh	bi	bj	bk	bl	bm	bn	bo	bp	bq	br	bs	bt	bu	bv	bw	bx	by	bz	ca	cb	cc	cd	ce	cf	cg	ch	ci	cj	ck	cl	cm	cn	co	cp	cq	cr	cs	ct	cu	cv	cw	cx	cy	cz	da	db	dc	dd	de	df	dg	dh	di	dj	dk	dl	dm	dn	do	dp	dq	dr	ds	dt	du	dv	dw	dx	dy	dz	ea	eb	ec	ed	ee	ef	eg	eh	ei	ej	ek	el	em	en	eo	ep	eq	er	es	et	eu	ev	ew	ex	ey	ez	fa	fb	fc	fd	fe	ff	fg	fh	fi	fj	fk	fl	fm	fn	fo	fp	fq	fr	fs	ft	fu	fv	fw	fx	fy	fz	ga	gb	gc	gd	ge	gf	gg	gh	gi	gj	gk	gl	gm	gn	go	gp	gq	gr	gs	gt	gu	gv	gw	gx	gy	gz	ha	hb	hc	hd	he	hf	hg	hi	hj	hk	hl	hm	hn	ho	hp	hq	hr	hs	ht	hu	hv	hw	hx	hy	hz	ia	ib	ic	id	ie	if	ig	ih	ii	ij	ik	il	im	in	io	ip	iq	ir	is	it	iu	iv	iw	ix	iy	iz	ja	jb	jc	jd	je	jf	jj	jk	jl	jm	jn	jo	jp	jq	jr	js	jt	ju	kv	kw	ky	ka	kb	kc	kd	ke	kf	kg	kh	ki	kj	kl	km	kn	ko	kp	kq	kr	ks	kt	ku	kv	kw	kx	ky	kz	la	lb	lc	ld	le	lf	lg	lh	li	lj	lk	ll	lm	ln	lo	lp	lq	lr	ls	lt	lu	lv	lw	lx	ly	lz	ma	mb	mc	md	me	mf	mg	mh	mi	mj	mk	ml	mn	mo	mp	mq	mr	ms	mt	mu	mv	mw	mx	my	mz	na	nb	nc	nd	ne	nf	ng	nh	ni	nj	nk	nl	nm	nn	no	np	nq	nr	ns	nt	nu	nv	nw	nx	ny	nz	oa	ob	oc	od	oe	of	og	oh	oi	oj	ok	ol	om	on	oo	op	oq	or	os	ot	ou	ov	ow	ox	oy	oz	pa	pb	pc	pd	pe	pf	pg	ph	pi	pj	pk	pl	pm	pn	po	pp	pq	pr	ps	pt	pu	pv	pw	px	py	pz	qa	qb	qc	qd	qe	qf	qg	qh	qi	qj	qk	ql	qm	qn	qo	qp	qq	qr	qs	qt	qu	qv	qw	qx	qy	qz	ra	rb	rc	rd	re	rf	rg	rh	ri	rj	rk	rl	rm	rn	ro	rp	rq	rr	rs	rt	ru	rv	rw	rx	ry	rz	sa	sb	sc	sd	se	sf	sg	sh	si	sj	sk	sl	sm	sn	so	sp	sq	sr	ss	st	su	sv	sw	sx	sy	sz	ta	tb	tc	td	te	tf	tg	th	ti	tj	tk	tl	tm	tn	to	tp	tq	tr	ts	tt	tu	tv	tw	tx	ty	tz	ua	ub	uc	ud	ue	uf	ug	uh	ui	uj	uk	ul	um	un	uo	up	uq	ur	us	ut	uu	uv	uw	ux	uy	uz	va	vb	vc	vd	ve	vf	vg	vh	vi	vj	vk	vl	vm	vn	vo	vp	vq	vr	vs	vt	vu	vv	vw	vx	vy	vz	wa	wb	wc	wd	we	wf	wg	wh	wi	wj	wk	wl	wm	wn	wo	wp	wq	wr	ws	wt	wu	wv	ww	wx	wy	wz	xa	xb	xc	xd	xe	xf	xg	xh	xi	xj	xk	xl	xm	xn	xo	xp	xq	xr	xs	xt	xu	xv	xw	xa	xb	xc	xd	xe	xf	xg	xh	xi	xj	xk	xl	xm	xn	xo	xp	xq	xr	xs	xt	xu	xv	xw	ya	yb	yc	yd	ye	yf	yg	yh	yi	yj	yk	yl	ym	yn	yo	yp	yq	yr	ys	yt	yu	yv	yw	ya	yb	yc	yd	ye	yf	yg	yh	yi	yj	yk	yl	ym	yn	yo	yp	yq	yr	ys	yt	yu	yv	yw	za	zb	zc	zd	ze	zf	zg	zh	zi	zj	zk	zl	zm	zn	zo	zp	zq	zr	zs	zt	zu	zv	zw	zx	zy	zz	aa	ab	ac	ad	ae	af	ag	ah	ai	aj	ak	al	am	an	ao	ap	aq	ar	as	at	au	av	aw	ax	ay	az	ba	bb	bc	bd	be	bf	bg	bh	bi	bj	bk	bl	bm	bn	bo	bp	bq	br	bs	bt	bu	bv	bw	bx	by	bz	ca	cb	cc	cd	ce	cf	cg	ch	ci	cj	ck	cl	cm	cn	co	cp	cq	cr	cs	ct	cu	cv	cw	cx	cy	cz	da	db	dc	dd	de	df	dg	dh	di	dj	dk	dl	dm	dn	do	dp	dq	dr	ds	dt	du	dv	dw	dx	dy	dz	ea	eb	ec	ed	ee	ef	eg	eh	ei	ej	ek	el	em	en	eo	ep	eq	er	es	et	eu	ev	ew	ex	ey	ez	fa	fb	fc	fd	fe	ff	fg	fh	fi	fj	fk	fl	fm	fn	fo	fp	fq	fr	fs	ft	fu	fv	fw	fx	fy	fz	ga	gb	gc	gd	ge	gf	gg	gh	gi	gj	gk	gl	gm	gn	go	gp	gq	gr	gs	gt	gu	gv	gw	gx	gy	gz	ha	hb	hc	hd	he	hf	hg	hi	hj	hk	hl	hm	hn	ho	hp	hq	hr	hs	ht	hu	hv	hw	hx	hy	hz	ia	ib	ic	id	ie	if	ig	ih	ii	ij	ik	il	im	in	io	ip	iq	ir	is	it	iu	iv	iw	ix	iy	iz	ja	jb	jc	jd	je	jf	jj	jk	jl	jm	jn	jo	jp	jq	jr	js	jt	ju	kv	kw	ky	ka	kb	kc	kd	ke	kf	kg	kh	ki	kj	kl	km	kn	ko	kp	kq	kr	ks	kt	ku	kv	kw	kx	ky	kz	la	lb	lc	ld	le	lf	lg	lh	li	lj	lk	ll	lm	ln	lo	lp	lq	lr	ls	lt	lu	lv	lw	lx	ly	lz	ma	mb	mc	md	me	mf	mg	mh	mi	mj	mk	ml	mn	mo	mp	mq	mr	ms	mt	mu	mv	mw	mx	my	mz	na	nb	nc	nd	ne	nf	ng	nh	ni	nj	nk	nl	nm	nn	no	np	nq	nr	ns	nt	nu	nv	nw	nx	ny	nz	oa	ob	oc	od	oe	of	og	oh	oi	oj	ok	ol	om	on	oo	op	oq	or	os	ot	ou	ov	ow	ox	oy	oz	pa	pb	pc	pd	pe	pf	pg	ph	pi	pj	pk	pl	pm	pn	po	pp	pq	pr	ps	pt	pu	pv	pw	px	py	pz	qa	qb	qc	qd	qe	qf	qg	qh	qi	qj	qk	ql	qm	qn	qo	qp	qq	qr	qs	qt	qu	qv	qw	qx	qy	qz	ra	rb	rc	rd	re	rf	rg	rh	ri	rj	rk	rl	rm	rn	ro	rp	rq	rr	rs	rt	ru	rv	rw	rx	ry	rz	sa	sb	sc	sd	se	sf	sg	sh	si	sj	sk	sl	sm	sn	so	sp	sq	sr	ss	st	su	sv	sw	sx	sy	sz	ta	tb	tc	td	te	tf	tg	th	ti	tj	tk	tl	tm	tn	to	tp	tq	tr	ts	tt	tu	tv	tw	tx	ty	tz	ua	ub	uc	ud	ue	uf	ug	uh	ui	uj	uk	ul	um	un	uo	up	uq	ur	us	ut	uu	uv	uw	ux	uy	uz	va	vb	vc	vd	ve	vf	vg	vh	vi	vj	vk	vl	vm	vn	vo	vp	vq	vr	vs	vt	vu	vv	vw	vx	vy	vz	wa	wb

Country data for the Eastern Mediterranean, cont'd: age and sex distribution of smear-positive cases in DOTS areas, 2002 (absolute numbers)

	MALE						FEMALE						ALL								
	0-14	15-24	25-34	35-44	45-54	55-64	65+	0-14	15-24	25-34	35-44	45-54	55-64	65+	0-14	15-24	25-34	35-44	45-54	55-64	65+
Afghanistan	90	476	481	368	246	241	189	192	1 119	1 251	792	526	320	218	282	1595	1732	1160	772	561	407
Bahrain	0	1	1	2	2	1	5	0	1	1	1	1	0	1	0	2	2	3	3	1	6
Djibouti	20	256	320	124	58	55	25	18	142	136	48	28	19	4	38	398	456	172	86	74	29
Egypt	39	662	774	682	576	303	171	77	424	365	245	254	145	60	116	1086	1139	927	830	448	231
Iran	29	466	505	374	325	298	661	77	558	330	272	292	436	728	106	1024	835	646	617	734	1389
Iraq	47	706	923	308	284	205	158	45	338	288	172	176	129	116	92	1044	1211	480	460	334	274
Jordan	0	8	9	11	12	11	5	0	9	4	3	2	12	5	0	17	13	14	14	23	10
Kuwait	1	19	25	14	10	7	9	2	17	21	8	9	3	3	3	36	46	22	19	10	12
Lebanon	79	2 190	2 341	1 647	941	525	577	144	1 483	1 088	713	443	357	386	223	3673	3429	2360	1384	882	963
Morocco	7	22	18	20	16	26	20	16	41	15	12	13	7	7	23	63	33	32	29	33	27
Oman	150	914	749	614	469	348	221	146	900	732	590	395	267	166	296	1814	1481	1204	864	615	387
Pakistan	8	12	9	8	8	1	3	28	186	194	72	60	51	52	39	334	503	283	198	155	162
Qatar	11	148	309	211	138	104	110	112	468	447	302	172	111	75	231	1390	1288	780	479	330	251
Saudi Arabia	119	922	821	478	307	219	176	498	865	1 007	840	523	275	170	1057	2036	2501	2008	1375	786	575
Somalia	559	1 171	1 494	1 168	852	511	405	23	182	116	53	43	31	26	35	541	394	174	123	93	87
Sudan	12	359	278	121	80	62	61	6	55	50	36	28	34	37	7	167	234	189	127	101	102
Syrian Arab Republic	1	112	184	153	99	67	65	3	3	8	3	4	10	1	4	5	8	9	10	20	1
Tunisia	1	2	0	6	6	10	0	157	472	408	286	225	98	62	407	1083	921	604	460	230	165
United Arab Emirates	250	611	513	318	235	132	103	1	3	3	3	4	10	1	4	5	8	9	10	20	1
Yemen	1 415	9 053	9 757	6 628	4 664	3 126	2 964	1 544	7 269	6 474	4 449	3 197	2 305	2 117	2 959	16 322	16 231	11 077	7 861	5 431	5 081

note: the sum of cases notified by age is less than the number of new smear-positive cases notified for some countries

Country data for the Eastern Mediterranean, cont'd: age and sex distribution of smear-positive cases in non-DOTS areas, 2002 (absolute numbers)

	MALE					FEMALE					ALL				
	0-14	15-24	25-34	35-44	45-54	55-64	65+	0-14	15-24	25-34	35-44	45-54	55-64	65+	
Afghanistan															
Bahrain															
Djibouti															
Egypt															
Iran															
Iraq															
Jordan															
Kuwait															
Lebanon															
Libyan Arab Jamahiriya															
Morocco															
Oman															
Pakistan															
Qatar															
Saudi Arabia															
Somalia															
Sudan															
Syrian Arab Republic															
Tunisia															
United Arab Emirates															
Yemen	16	39	46	59	30	16	14	6	28	35	48	19	24	9	
<b>Region</b>	<b>16</b>	<b>39</b>	<b>46</b>	<b>59</b>	<b>30</b>	<b>16</b>	<b>14</b>	<b>6</b>	<b>28</b>	<b>35</b>	<b>48</b>	<b>19</b>	<b>24</b>	<b>9</b>	
								22	67	81	107	49	40	23	
								22	67	81	107	49	40	23	

note: the sum of cases notified by age is less than the number of new smear-positive cases notified for some countries

Country data for the Eastern Mediterranean, cont'd: smear-positive notification rates (per 100 000 population) by age and sex, 2002

	MALE						FEMALE						ALL								
	0-14	15-24	25-34	35-44	45-54	55-64	65+	0-14	15-24	25-34	35-44	45-54	55-64	65+	0-14	15-24	25-34	35-44	45-54	55-64	65+
Alghanistan	2	21	29	32	32	49	59	4	52	83	74	72	66	66	3	36	55	52	51	57	63
Bahrain	0	2	1	3	4	7	55	0	2	2	2	4	0	10	0	2	1	2	4	4	32
Djibouti	13	383	665	377	267	374	255	12	213	280	141	121	118	34	13	299	472	257	191	240	134
Egypt	0	9	16	17	19	17	12	1	6	7	6	8	8	3	0	7	12	12	13	12	7
Iran	0	5	10	10	13	22	42	1	7	7	7	11	29	49	0	6	8	8	12	26	45
Iraq	1	28	50	25	35	41	49	1	14	16	14	22	25	31	1	21	33	20	28	33	39
Jordan	0	1	2	4	8	10	6	0	2	1	1	1	11	6	0	2	1	2	5	10	6
Kuwait	0	6	7	6	8	8	9	0	5	6	3	5	3	2	0	5	7	4	6	5	5
Lebanon	0	6	7	6	8	8	9	0	5	6	3	5	3	2	0	5	7	4	6	5	5
Libyan Arab Jamahiriya	2	68	90	87	75	84	97	3	48	43	37	35	47	53	2	58	67	61	54	64	73
Morocco	1	8	5	8	14	48	67	3	16	9	11	21	19	25	2	12	7	9	16	36	47
Oman	0	6	7	8	8	10	8	0	6	8	8	7	8	6	0	6	7	8	8	9	7
Pakistan	0	20	16	9	12	5	50	0	16	47	2	13	16	16	0	18	25	7	13	4	31
Qatar	0	7	13	12	15	24	34	1	9	11	6	10	13	17	0	8	12	9	13	19	26
Saudi Arabia	0	7	13	12	15	24	34	1	9	11	6	10	13	17	0	8	12	9	13	19	26
Somalia	5	101	136	120	119	150	172	5	51	72	73	62	68	61	5	76	104	96	90	107	112
Sudan	8	36	60	69	75	69	76	8	27	41	49	45	34	27	8	32	51	59	59	51	49
Syrian Arab Republic	0	17	20	14	15	21	26	1	9	9	6	8	10	9	1	13	14	10	12	15	17
Tunisia	0	11	22	24	23	27	24	0	6	6	5	6	13	12	0	8	14	15	15	20	18
United Arab Emirates	0	1	0	1	2	13	0	1	2	5	2	5	39	6	1	1	1	1	3	20	3
Yemen	6	32	48	47	50	50	55	4	26	40	40	46	41	31	5	29	44	44	48	45	42
<b>Region</b>	<b>1</b>	<b>17</b>	<b>26</b>	<b>24</b>	<b>25</b>	<b>29</b>	<b>33</b>	<b>2</b>	<b>14</b>	<b>18</b>	<b>17</b>	<b>18</b>	<b>21</b>	<b>22</b>	<b>2</b>	<b>16</b>	<b>22</b>	<b>20</b>	<b>21</b>	<b>25</b>	<b>27</b>

Rates are missing where data for smear-positive cases are missing, or where age- and sex-specific population data are not available.

Country data for the Eastern Mediterranean, cont'd: number of TB cases notified, 1980-2002

	1980	1981	1982	1983	1984	1985	1986	1987	1988	1989	1990	1991	1992	1993	1994	1995	1996	1997	1998	1999	2000	2001	2002
Afghanistan	71 685	71 554	41 752	52 502	18 784	10 742	14 351	18 091	16 051	14 386	4 332	23 067					1 290	3 084	3 314	7 107	10 139	13 794	
Bahrain	219	262	156	232	208	194	156	120	142	122	117	142	140	114		43	49	45	83	36	23	120	44
Djibouti		2 265	671		1 489	2 262	1 864	1 978	2 030	2 040	2 100	2 900	2 884	3 489	3 311		3 332	3 830	3 785	4 133	3 971	4 198	3 191
Egypt	1 637	1 306	1 805	1 932	1 572	1 308	1 209	22 063	1 378	1 492	2 142	3 634	8 876	3 426	3 911	11 145	12 338	13 971	12 682	11 763	10 762	10 549	11 177
Iran	42 717	11 728	9 509	8 589	10 493	8 728	8 032	10 034	9 967	12 005	9 255	14 246	14 121	20 569	13 021	15 936	14 189	12 659	11 794	12 062	11 850	11 780	11 436
Iraq	11 809	10 614	7 741	6 970	6 807	6 485	6 946	6 517	6 504	8 032	14 684			18 553	19 733	9 697	29 196	26 607	29 410	29 897	9 697	10 478	11 898
Jordan	298	646	860	856	672	769	592	537	563	484	439	390	504	427	443	498	468	397	380	373	306	342	312
Kuwait	847	819	880	855	812	717	611	540	480	468	277	330	282	217	237	336	400	528	564	640	571	516	437
Lebanon		67	75	284	410	1 943	2 257	2 478				884	884		940	983	836	701	640	679	516	437	
Libyan Arab Jamahiriya	718	481	512	610	357	325	276	331	416	265	442	239	1 164		1 440	1 282	1 282		1 575	1 615	1 341		
Morocco	24 878	28 637	28 095	26 944	22 279	26 790	27 553	27 159	25 717	26 756	27 658	27 638	25 403	27 626	30 316	29 829	31 771	30 227	29 087	29 854	28 852	28 285	29 804
Oman	1 872	928	897	802	843	861	1 265	616	477	478	482	442	367	281	304	276	300	298	287	249	321	292	290
Pakistan	316 340	324 576	326 492	117 739	91 572	111 419	149 004	179 480	194 323	170 562	156 759	194 323	73 175			13 142	4 307		89 599	20 936	11 050	34 066	52 172
Qatar	257	213	172	206	203	250	220	248	223	191	184	195	200	200		304	257	212	253	259	279	284	278
Saudi Arabia	10 956	8 263	8 529	7 551	7 163	3 966	3 696	3 029	2 433	2 583	2 415	2 221	2 016	2 386	2 518			3 138	3 235	3 507	3 452	3 327	3 374
Somalia			2 838	2 719	2 722	3 079	7 322	2 728	1 323						2 023	2 504	3 920	4 450	4 320	4 802	5 686	6 852	7 279
Sudan	32 971	47 431				1 509	2 460	800	693	701	212	16 423	19 503	37 516	23 178	14 320	20 230	20 894	22 318	26 875	24 807	23 997	24 554
Syrian Arab Republic	1 689	1 908	1 838	1 867	2 111	2 163	3 942	4 290	4 952	5 504	6 018	5 651	5 437		5 127	4 404	5 200	4 972	5 417	5 447	5 090	4 997	4 766
Tunisia	2 504	2 316	2 554	3 062	2 501	2 510	2 487	2 272	2 309	2 403	2 054	2 064	2 164	2 565	2 376	2 383	2 387		2 211	2 158	2 038	1 945	1 885
United Arab Emirates	522	638	597	507	534	568	464	818	339	308	285	234	227		426		507		773	66	115	74	90
Yemen																14 428	14 364	12 007	12 383	13 027	10 648	13 029	11 677
<b>Region</b>	<b>521 919</b>	<b>514 652</b>	<b>433 135</b>	<b>234 346</b>	<b>171 529</b>	<b>186 231</b>	<b>230 364</b>	<b>288 723</b>	<b>271 715</b>	<b>250 103</b>	<b>229 855</b>	<b>295 023</b>	<b>83 972</b>	<b>190 544</b>	<b>107 864</b>	<b>121 668</b>	<b>145 333</b>	<b>136 226</b>	<b>233 860</b>	<b>171 052</b>	<b>137 966</b>	<b>165 270</b>	<b>188 458</b>
number reporting	17	19	18	18	19	20	20	20	19	19	18	18	15	14	15	17	19	17	21	20	20	19	19
percent reporting	81	90	86	86	90	95	95	95	90	90	86	86	71	67	71	81	90	81	100	95	95	90	90

Country data for the Eastern Mediterranean, cont'd: case notification rates (per 100 000 population), 1980-2002

	1980	1981	1982	1983	1984	1985	1986	1987	1988	1989	1990	1991	1992	1993	1994	1995	1996	1997	1998	1999	2000	2001	2002
Afghanistan	474	480	286	369	136	79	108	138	123	108	31	158	27	21	6	7	8	6	15	16	33	46	60
Bahrain	63	73	42	60	52	47	36	27	31	26	24	28	27	21	7	7	8	7	13	5	3	17	6
Djibouti	667	193	193	408	593	458	451	429	405	405	398	535	524	630	593	7	571	634	604	638	596	617	461
Egypt	4	3	4	4	3	3	2	42	3	3	4	6	15	6	6	18	20	22	19	18	16	15	16
Iran	109	29	22	19	23	18	16	19	19	22	16	25	24	34	21	26	22	20	18	18	18	18	17
Iraq	91	79	56	49	46	43	44	41	40	48	85	11	14	11	11	12	11	9	8	8	6	7	6
Jordan	13	28	36	34	26	28	21	19	18	16	13	11	14	11	11	12	11	9	8	8	6	7	6
Kuwait	62	57	59	55	50	42	33	28	23	22	13	16	14	12	14	20	20	23	29	29	20	16	12
Lebanon	3	3	3	11	15	73	85	93	8	10	6	32	31	31	31	31	26	21	19	20	16	15	12
Libyan Arab Jamahiriya	24	15	15	17	10	9	7	8	10	6	10	5	26	106	115	30	26	31	31	31	26	31	26
Morocco	128	144	138	129	104	122	122	118	109	111	113	110	100	106	115	111	116	109	103	104	99	96	99
Oman	158	74	68	58	58	56	79	37	28	27	26	23	18	14	14	12	13	12	12	10	12	11	10
Pakistan	392	389	379	132	99	117	152	177	186	158	141	171	61	61	11	11	3	66	15	8	23	35	35
Qatar	112	85	62	68	61	69	57	61	52	42	39	40	40	40	58	48	48	39	45	45	48	48	46
Saudi Arabia	114	81	79	66	59	31	27	21	16	16	15	13	11	13	14	14	16	16	16	16	16	15	14
Somalia	170	237	42	41	41	41	46	107	39	19	1	64	75	140	28	34	52	57	54	57	65	75	77
Sudan	19	21	19	19	20	20	11	3	3	3	1	43	40	40	85	51	70	71	74	87	79	75	75
Syrian Arab Republic	39	35	37	44	35	34	33	29	29	30	25	25	25	30	27	27	36	32	34	34	31	29	27
Tunisia	51	57	48	38	37	37	28	47	18	16	14	11	10	18	18	95	20	26	24	23	21	20	19
United Arab Emirates																							
Yemen																							
<b>Region</b>	<b>184</b>	<b>176</b>	<b>144</b>	<b>76</b>	<b>54</b>	<b>57</b>	<b>68</b>	<b>83</b>	<b>76</b>	<b>68</b>	<b>61</b>	<b>76</b>	<b>21</b>	<b>47</b>	<b>26</b>	<b>28</b>	<b>33</b>	<b>30</b>	<b>51</b>	<b>36</b>	<b>29</b>	<b>34</b>	<b>37</b>

Country data for the Eastern Mediterranean, cont'd: new smear-positive cases, 1993-2002

	Number of cases										Rate (per 100 000 population)									
	1993	1994	1995	1996	1997	1998	1999	2000	2001	2002	1993	1994	1995	1996	1997	1998	1999	2000	2001	2002
Afghanistan																				
Bahrain	82		17	31	22	25	21	94	89	17										
Djibouti	1 668	1 743	1 744	1 744	1 904	1 690	1 564	1 391	1 312	1 253										
Egypt		1 811	4 229	5 084	5 469	4 915	5 094	4 606	4 514	4 889										
Iran		4 615	5 347	5 373	5 253	5 105	5 426	5 866	5 523	5 335										
Iraq	5 240	5 781	3 194	10 320	8 164	8 933	9 908	3 194	3 559	3 895										
Jordan	173	161	187	170	136	110	102	89	94	91										
Kuwait	148	155	175	153	201	185														
Lebanon	148	148	197	198	206	224	249	202	171	148										
Libyan Arab Jamahiriya				515			803	607												
Morocco		14 171	14 278	14 278	14 134	13 426	13 420	12 872	12 804	12 914										
Oman	123	135	135	164	165	156	120	164	156	151										
Pakistan	11 020		2 578	1 849	14 974	6 248	3 285	10 935	16 265											
Qatar				46	39	69	58	53	77	64										
Saudi Arabia	800				1 568	1 644	1 680	1 595	1 686	1 674										
Somalia		1 168	1 572	2 894	3 093	3 121	3 461	3 776	4 640	4 729										
Sudan		3 728	8 761	8 978	10 835	10 820	11 047	12 311	11 136	10 338										
Syrian Arab Republic			1 295	1 523	1 423	1 593	1 577	1 584	1 507	1 447										
Tunisia	1 006	983	1 243	1 005	1 196	1 196	1 066	1 099	1 077	927										
United Arab Emirates							31	73	69	57										
Yemen			3 681	4 371	4 717	4 896	5 427	5 565	4 968	4 259										
<b>Region</b>	<b>20 260</b>	<b>20 428</b>	<b>46 842</b>	<b>58 696</b>	<b>57 947</b>	<b>74 915</b>	<b>68 971</b>	<b>61 318</b>	<b>68 956</b>	<b>74 962</b>	<b>5</b>	<b>5</b>	<b>11</b>	<b>13</b>	<b>13</b>	<b>16</b>	<b>15</b>	<b>13</b>	<b>14</b>	<b>15</b>

# Notes

**BAHRAIN** Notification, age and sex data, and treatment outcome data are provided for nationals only.

**DJIBOUTI** Treatment outcomes for new cases are for laboratory-confirmed (not necessarily smear-positive) cases.

**EGYPT** TB notifications include data from prisons for the 3rd and 4th quarter of 2002, and data from university health centers for the 4th quarter of 2002.

**JORDAN** Treatment outcome data were provided for nationals and non-nationals. The success rate was 66/75 (88%) among nationals, and 15/79 (19%) among non-nationals.

**MOROCCO** Treatment outcomes for new cases are for laboratory-confirmed (not necessarily smear-positive) cases. Treatment outcome results reflect routine reporting of outcomes for transfer-in patients which, at national level, are used to adjust the number of transfer-out outcomes.

**OMAN** There is a discrepancy between the population estimate used by the government (2 477 687) and that used by the UN (2 768 288). Treatment outcomes are monitored only for nationals, which represent over 75% of cases notified. Age and sex data are for all forms of TB, national cases only.

**PAKISTAN** Age and sex data are from 3rd and 4th quarters of 2002.

**QATAR** Notification and treatment outcome data were also provided by nationality of cases. Fifty-four of 64 new smear-positive cases (84%) in 2002 were among nationals. In the 2001 cohort, treatment success was 10/14 (71%) among nationals, and 36/63 (57%) among non-nationals, (of whom, 27 (43%) transferred out of the country).

**SAUDI ARABIA** Treatment outcome data are not routinely available from certain hospitals and for deported cases. In 2002, there were 321 cases deported among 1686 new smear-positive cases.

**SOMALIA** There is a discrepancy between the population estimate used by the government (6 200 000) and that used by the UN (8 719 730).

**UNITED ARAB EMIRATES** DOTS units serve citizens of the United Arab Emirates only (the majority of non-DOTS cases are in non-nationals).