





Europe: Summary of TB control policies

COUNTRY	STATUS ^a	MANUAL ^b	MICROSCOPY ^c	MONITORING OF TB SUSPECTS ^d	SCC ^e	DOT ^f	OUTCOME MONITORING ^g
ALBANIA	DOTS	YES					
ANDORRA	DOTS	YES					
ARMENIA	DOTS	YES					
AUSTRIA	DOTS	NO					
AZERBAIJAN	DOTS	YES					
BELARUS		YES					
BELGIUM	DOTS	NO					
BOSNIA & HERZEGOVINA	DOTS	YES					
BULGARIA	DOTS	YES					
CROATIA		YES					
CYPRUS	DOTS	NO					
CZECH REPUBLIC	DOTS	YES					
DENMARK		YES					
ESTONIA	DOTS	YES					
FINLAND		NO					
FRANCE		NO					
GEORGIA	DOTS	YES					
GERMANY	DOTS	YES					
GREECE		NO					
HUNGARY	DOTS	YES					
ICELAND	DOTS	NO					
IRELAND		YES					
ISRAEL	DOTS	YES					
ITALY	DOTS	YES					
KAZAKHSTAN	DOTS	YES					
KYRGYZSTAN	DOTS	YES					
LATVIA	DOTS	YES					
LITHUANIA	DOTS	YES					
LUXEMBOURG	DOTS	NO					
MALTA	DOTS	YES					
MONACO							
NETHERLANDS	DOTS	YES					
NORWAY	DOTS	YES					
POLAND	DOTS	YES					
PORTUGAL	DOTS						
REPUBLIC OF MOLDOVA	DOTS	YES					
ROMANIA	DOTS	YES					
RUSSIAN FEDERATION	DOTS	YES					
SAN MARINO	DOTS	NO					
SERBIA AND MONTENEGRO	DOTS	YES					
SLOVAKIA	DOTS	YES					
SLOVENIA	DOTS	NO					
SPAIN		NO					
SWEDEN	DOTS	NO					
SWITZERLAND							
TAJKISTAN	DOTS	YES					
TFYR MACEDONIA	DOTS	YES					
TURKEY	DOTS	YES					
TURKMENISTAN	DOTS	YES					
UKRAINE	DOTS	YES					
UNITED KINGDOM		YES					
UZBEKISTAN	DOTS	YES					

	Implemented in all units/areas
	Implemented in some units/areas
	Not implemented
	Unknown

- a Status: DOTS status (**bold** indicates DOTS introduced in 2002)
b Manual: National TB control manual (recommended)
c Microscopy: Use of smear microscopy for diagnosis (core component of DOTS)
d Monitoring of TB Suspects: Register of TB suspects (e.g. patients with cough \geq 3 weeks) kept at DOTS facilities (recommended)
e SCC: Short course chemotherapy (core component of DOTS)
f DOT: Directly observed treatment (core component of DOTS)
g Outcome monitoring: Monitoring of treatment outcomes by cohort analysis (core component of DOTS)

Explanatory notes

Country-specific data are grouped by WHO region. For each country we present:

- 2002 notification, detection, and coverage data – for the whole country, and separately for DOTS and non-DOTS programmes.
- Treatment outcomes for 2001 cohorts – both the new smear-positive and the retreatment cohorts from DOTS programmes, and the new smear-positive treatment outcomes (where available) from non-DOTS programmes.
- New smear-positive notifications (numbers) by age and sex – from DOTS and from non-DOTS programmes.
- New smear-positive notification rates by age and sex for the whole country.
- Notification numbers and rates since 1980, all forms of TB.
- Notification numbers and rates since 1993, new smear-positive cases.
- Country notes: remarks that may help to explain data reported by selected countries.

Notation for 1st table

(Country data...notification, detection and DOTS coverage)

- a The population expressed in thousands (source: United Nations Population Division, World Population Prospects, 2002 revision).
- b' The total number of tuberculosis cases notified (European definition, includes all new, retreatment, and recurrent cases).
- b The total number of tuberculosis cases notified to WHO (WHO definition, includes new and relapse cases and, for Europe only, cases with previous history unknown).
- c The case notification rate (per 100 000 population), $b/a * 100$.
- d The number of new smear-positive cases notified to WHO.
- e The new smear-positive case notification rate (per 100 000 population), $d/a * 100$.
- f The number of new pulmonary laboratory-confirmed cases notified to WHO (includes smear-positive and/or culture-positive cases).
- g The new pulmonary laboratory-confirmed case notification rate (per 100 000 population), $f/a * 100$. These data are not required by WHO, but are provided by some countries, particularly those in the European region.
- h WHO estimate of the number of new cases (all forms of TB) in 2002.
- i The estimated incidence rate, all forms of TB, per 100 000 population), $h/a * 100$.
- j WHO estimate of the number of new sputum smear-positive cases in 2002.
- k The estimated incidence rate, smear-positive cases (per 100 000 population), $j/a * 100$.
- l The proportion of estimated cases (all forms) that were notified, $b/h * 100$.
- m The case detection rate: the proportion of estimated new smear-positive cases that were notified, $d/j * 100$.

- n The percentage of the population living in geographic areas nominally serviced by health facilities implementing DOTS.
- o The number of notifications (all forms of TB) from DOTS programmes in 2002.
- p The case notification rate (all forms of TB, per 100 000 population) from DOTS programmes, $o/a * 100$.
- q The number of new smear-positive cases notified by DOTS programmes in 2002.
- r The new smear-positive case notification rate (per 100 000 population) from DOTS programmes, $q/a * 100$.
- s DOTS detection rate: the proportion of estimated new smear-positive cases (countrywide) notified by DOTS programmes, $q/j * 100$.
- t The proportion of all new pulmonary cases that were smear-positive under DOTS.
- u, v and w: as in o,q and t, above, but from non-DOTS programmes.

Notation for 2nd table

(Country data...treatment outcomes)

- a The number of new smear-positive cases registered for treatment under DOTS in 2001.
- b–g The proportion of cases having treatment outcomes as defined in Table 2 (cured, completed, died, failed, defaulted, transferred) in the DOTS 2001 cohort of new smear-positive cases.
- h The proportion of cases not evaluated in the DOTS 2001 cohort of new smear-positive cases.
- i Treatment success in the DOTS 2001 cohort of new smear-positive cases (see Table 2).
- j–r: as in a–i, above, but for the DOTS 2001 cohort of retreatment cases (all types of retreatment combined).
- s–aa: as in a–i, above, but for the non-DOTS 2001 cohort of new smear-positive cases.

Country data for Europe: notification, detection and DOTS coverage, 2002

	Country information												DOTS												non-DOTS																												
	Notified TB						Estimated TB						Detection rate						All cases						New ss+						% of																						
	Pop thousands	a	b'	b	c	d	e	f	g	h	i	j	k	l	m	n	o	p	q	r	s	t	u	v	w	x	y	z	aa	ab	ac	ad	ae	af	ag	ah	ai	aj	ak	al	am	an	ao	ap	aq	ar	as	at	au	av	aw	ax	ay
Albania	3 141	612	594	19	225	7	259	8	863	27	388	12	69	58	30	227	7	93	3	24	68	367	132	56																													
Andorra	69	5	7	2	3	3	4	14	20	20	6	9	32	100	5	7	3	2	3	32	50	515	216	42																													
Armenia	3 072	1 455	1 433	47	511	17	2 363	77	2 062	35	61	48	100	100	918	30	295	10	28	42	515	216	42																														
Austria	8 111	887	871	11	220	3	498	6	1 201	15	537	7	73	41	100	871	11	220	3	41	31	2 222	351	20																													
Azerbaijan	8 297	5 348	5 142	62	1 661	20	1 938	23	6 807	82	3 063	37	76	54	32	2 920	35	1 310	16	43	54	5 139	361	20																													
Belarus	9 940	5 139	5 139	52	3 704	37	8 252	83	3 704	37	8 252	83	62	62	100	1 211	12	419	4	64	46	5 139	361	20																													
Belgium	10 296	1 309	1 211	12	419	4	778	8	1 452	14	650	6	83	64	100	1 211	12	419	4	64	46	5 139	361	20																													
Bosnia & Herzegovina	4 126	1 747	1 691	41	526	13	2 466	60	1 110	27	69	47	69	47	100	1 691	41	526	13	47	38	1 292	265	31																													
Bulgaria	7 965	3 335	3 335	42	1 007	13	1 253	16	3 808	48	1 713	22	88	59	78	2 043	26	742	9	43	43	1 443	437	36																													
Croatia	4 439	1 470	1 443	33	437	10	700	16	2 089	47	940	21	69	46	100	20	3	8	1	46	40	1 443	437	36																													
Cyprus	796	20	20	3	8	1	11	1	39	5	18	2	51	46	100	20	3	8	1	46	40	1 443	437	36																													
Czech Republic	10 246	1 200	1 156	11	329	3	615	6	1 293	13	581	6	89	57	100	1 156	11	329	3	57	37	403	135	47																													
Denmark	5 351	419	403	8	135	3	217	4	701	13	314	6	58	43	100	620	46	203	15	61	45	403	135	47																													
Estonia	1 338	713	620	46	203	15	354	26	740	55	330	25	84	61	100	620	46	203	15	61	45	403	135	47																													
Finland	5 197	473	449	9	130	3	265	5	531	10	239	5	71	63	96	4 490	87	987	19	50	32	5 709	2 276	55																													
France	59 850	6 322	5 709	10	2 276	4	3 084	5	8 087	14	3 005	6	71	63	100	4 490	87	987	19	50	32	5 709	2 276	55																													
Georgia	5 177	6 345	4 490	87	987	19	1 989	38	102	50	1 989	38	102	50	100	6 931	8	1 868	2	52	35	5 709	2 276	55																													
Germany	82 414	7 684	6 931	8	1 868	2	3 924	5	8 034	10	3 604	4	86	52	100	6 931	8	1 868	2	52	35	5 709	2 276	55																													
Greece	10 970	582	570	5	212	2	357	3	2 231	20	999	9	26	21	100	2 720	27	556	6	39	24	570	212	45																													
Hungary	9 923	3 007	2 720	27	556	6	968	10	3 178	32	1 430	14	86	39	100	2 720	27	556	6	39	24	570	212	45																													
Iceland	287	8	8	3	2	1	5	2	9	3	4	1	86	48	100	8	3	2	1	48	33	375	100	35																													
Ireland	3 911	406	375	10	100	3	173	4	497	13	223	6	75	45	100	485	8	164	3	58	47	375	100	35																													
Israel	6 304	4 212	4 212	3 925	7	1 275	2	1 861	3	4 513	8	2 010	3	87	63	21	3 925	7	1 275	2	63	43	375	100	35																												
Italy	57 482	4 212	4 212	3 925	7	1 275	2	1 861	3	4 513	8	2 010	3	87	63	21	3 925	7	1 275	2	63	43	375	100	35																												
Kazakhstan	15 469	32 936	27 546	178	9 452	61	9 706	63	22 519	146	10 127	65	122	93	100	27 546	178	9 452	61	93	40	131	131	100																													
Kyrgyzstan	5 067	6 794	6 613	131	1 587	31	1 587	31	1 716	142	3 229	64	92	49	98	6 482	128	1 456	29	45	39	131	131	100																													
Latvia	2 329	1 855	1 803	77	636	27	950	41	1 816	78	814	35	99	78	100	1 803	77	636	27	78	48	570	212	45																													
Lithuania	3 465	2 844	2 414	70	822	24	1 044	30	2 298	66	1 028	30	106	80	86	1 948	56	634	18	62	48	466	188	56																													
Luxembourg	447	32	31	7	17	4	27	6	55	12	25	6	56	69	100	31	7	17	4	69	63	466	188	56																													
Malta	393	24	24	6	5	1	13	3	25	6	11	3	96	44	100	24	6	5	1	44	26	466	188	56																													
Monaco	34	0	0	0	0	0	0	0	1	2	0	0	0	0	0	0	0	0	0	0	0	0	0	0																													
Netherlands	16 067	1 401	1 355	8	330	2	617	4	1 362	6	609	4	100	54	100	1 355	8	330	2	54	39	0	0	0																													
Norway	4 514	256	243	5	31	1	113	3	265	6	119	3	92	26	100	243	5	31	1	26	21	0	0	0																													
Poland	38 622	10 475	10 069	26	3 060	8	5 161	13	12 393	32	5 573	14	81	55	100	10 069	26	3 060	8	55	33	0	0	0																													
Portugal	10 049	4 591	4 381	44	1 976	20	2 522	25	4 718	47	2 094	21	93	94	98	4 381	44	1 976	20	94	65	0	0	0																													
Republic of Moldova	4 270	4 149	3 769	88	1 146	27	1 146	27	6 596	154	2 962	69	57	39	70	557	13	557	13	19	100	0	0	0																													
Romania	22 387	34 107	29 752	133	10 703	48	13 852	62	33 148	148	14 915	67	90	72	54	16 374	73	6 086	27	41	49	3 212	589	100																													
Russian Federation	144 082	157 276	128 873	89	27 865	19	28 754	20	182 166	126	81 309	56	71	34	25	17 530	12	5 179	4	6	33	13 378	4 617	46																													
San Marino	27	1	1	4	1	1	1	2	7	7	1	3	55	44	100	1	4	1	4	6	33	111 343	22 686	22																													
Serbia & Montenegro	10 535	4 476	4 232	40	402	4	402	4	3 985	38	1 791	17	106	22	40	1 443	14	402	4	22	37	2 789	40 450	27																													
- Kosovo	1 443	1 443	1 443	402	402	402	402	402	402	402	402	402	402	402	100	1 443	14	402	4	22	37	2 789	40 450	27																													
- Serbia & Montenegro	3 033	2 789	2 789	402	402	402	402	402	402	402	402	402	402	402	100	1 443	14	402	4	22	37	2 789	40 450	27																													
Slovakia	5 398	1 053	975	18	202	4	393	7	1 294	24	582	11	75	35	100	975	18	202	4	35	30	7 283	3 317	46																													
Slovenia	1 986	350	338	17	130	7	231	12	426	21	192	10	79	68	100	338	17	130	7	68	50	7 283	3 317	46																													
Spain	40 977	7 626	7 283	18	3 317	8	4 702	11	12 346	30	5 480	13	59	61	100	375	4	109	1	59	45	7 283	3 317	46																													
Sweden	8 867	412	375	4	109	1	209	2	409	5	184	2	92	59	100	375	4	109	1	59	45	7 283	3 317	46																													
Switzerland	7 171	658	591	8	123	2	368	5	589	8	261	4	100	47	100	375	4	109	1	59	45	591	123	27																													
Tajikistan	6 195	4 052	4 052	65	687	11	1 052	687	6 879	109	3 046	49	60	23	13	100	2	100	2	3	100	3 952	587	100																													
TFYR Macedonia	2 046	730	686	34	200	10	200	10	849	41	382	19	81	52	50	446	22	143	7	37	43	240	57	39																													
Turkey	70 318	19 028	18 043	26	6 866	26	6 866	26	22 583	32	10 162	14	80	80	35	1 906	40	735	15	36	53	18 043	240	57																													
Turkmenistan	4 794	4 635	3 671	77	1 254	26	1 254	26	4 507	94	2 028	42	81	62	35	1 906	40	735	15	36	53	1 765	519	30																													
Ukraine	48 902	40 175	40 175	82	46 621	46	46 621	46	46 621	46	46 621	46	86	86	15	1 906	40	735	15	36	53	40 175	82	27																													
United Kingdom	59 068	7 557	6 889	12	1 365	2	2 165	4	7 023	12	3 151	5	98	43	41	10 749	42	2 766	11	24	34	6 889	1 365	34																													
Uzbekistan	25 705	27 009	20 588	80	4 783	19	4 783	19	26 079	101	11 735	46	79	41	41	10 749	42	2 766	11	24	34	9 839	2 017	24																													
Region	877 886 918	427 711	373 497	43	83 455	10	99 216	11	472 228	54	211 403	24	79	39	40	134 917	15	43 005	5	20	40	238 580	40 450	27																													

See explanatory notes, page 129.

1 First column (b'), European definition; second column (b), WHO definition (see page 129).

Country data for Europe, cont'd: treatment outcomes for cases registered in 2001 - WHO TB control strategy DOTS and other non-DOTS control strategies

	New smear-positive cases - DOTS										Retreatment cases - DOTS										New smear-positive cases - non-DOTS														
	Regist- ered	% cured	% compl- eted	% died	% failed	% default	trans- ferred	% not eval	% success	l	h	% not eval	Regist- ered	% cured	% compl- eted	% died	% failed	% default	trans- ferred	% not eval	% success	q	r	Regist- ered	% cured	% compl- eted	% died	% failed	% default	trans- ferred	% not eval	% success			
	a	b	c	d	e	f	g	h	i	j	k	l	m	n	o	p	q	r	s	t	u	v	w	x	y	z	aa	ab	ac	ad	ae	af	ag	ah	
Albania	81	67	31	1	0	1	0	0	98			2	50	0	0	0	50	0	0	0	50	0	0	90	24	61	1	8	1	4	0	0	86		
Andorra	1	100	0	0	0	0	0	0	100			0	0	0	0	0	0	0	0	0	0	0	0	0	0	0	0	0	0	0	0	0	0	0	
Armenia	284	85	6	2	3	4	1	0	90			46	67	0	0	22	11	0	0	67			0	0	0	0	0	0	0	0	0	0	0	0	
Austria	252	0	64	8	0	6	0	22	64			9	0	44	11	0	0	44	44			0	0	0	0	0	0	0	0	0	0	0	0	0	
Azerbaijan	499	63	3	9	14	12	0	0	66			247	33	2	18	25	23	0	0	35			922	83	0	1	5	5	3	2	83				
Belarus																																			
Belgium	346	21	43	9	0	1	2	23	64			42	19	40	14	0	0	0	26	60															
Bosnia & Herzegovina	539	95	3	0	1	0	1	0	98			71	96	0	1	0	1	0	0	96			727	0	0	0	0	0	0	0	100	0			
Bulgaria	380	75	12	4	4	3	2	0	87			49	53	24	6	14	2	0	0	78															
Croatia																																			
Cyprus	25	92	0	0	0	0	8	0	92			1	0	100	0	0	0	0	100			0	0	0	0	0	0	0	0	0	0	0	0	0	
Czech Republic	380	54	18	5	0	1	0	21	73			15	47	20	0	0	13	20	67			108	56	31	2	0	0	0	3	7	88				
Denmark																																			
Estonia	212	62	1	14	4	11	0	8	64			125	30	3	10	14	14	0	29	33															
Finland																																			
France																																			
Georgia	1 014	33	34	2	7	14	8	1	67			677	21	24	9	12	27	5	2	45															
Germany	880	44	23	11	0	2	0	20	67			188	40	17	10	2	4	0	27	57															
Greece																																			
Hungary	583	32	14	16	11	7	0	19	46			136	21	10	16	24	6	0	22	32															
Iceland	3	0	67	33	0	0	0	0	67			0	0	0	0	0	0	0	0	0															
Ireland																																			
Israel	288	78	1	9	1	6	3	3	79			25	68	12	8	4	0	0	8	80			87	16	40	3	1	6	0	33	56				
Italy	198	29	11	0	1	3	11	45	40			21	38	14	0	0	5	43	52			1 157	0	0	0	0	0	0	0	100	0				
Kazakhstan	8 894	76	2	5	12	4	2	0	78			2 900	62	4	9	16	6	3	0	66															
Kyrgyzstan	1 458	73	8	5	6	6	2	0	81			2 996	63	13	6	9	3	0	76	6															
Latvia	661	71	2	10	1	7	0	9	73			213	44	2	12	2	11	0	30	46															
Lithuania	341	75	0	9	3	11	1	1	75			181	44	0	14	5	25	1	12	44			594	70	0	12	3	11	0	3	70				
Luxembourg																																			
Malta	3	33	67	0	0	0	0	0	100			0	0	0	0	0	0	0	0	0															
Monaco																																			
Netherlands																																			
Norway	53	57	30	6	0	4	4	0	87			8	63	38	0	0	0	0	100																
Poland	180	36	41	6	4	6	4	2	77			27	44	33	11	4	7	0	0	78															
Portugal	2 042	10	68	5	0	5	4	8	78			242	7	55	10	0	10	6	13	62			2 975	69	7	6	1	6	1	11	76				
Republic of Moldova	200	60	6	5	19	6	6	0	66			49	49	8	2	12	22	6	0	57			860	0	64	0	0	0	0	0	36	64			
Romania	3 779	62	16	5	7	7	1	2	78			1 496	40	11	12	17	13	1	7	51			7 486	59	15	6	8	8	1	4	74				
Russian Federation	4 079	64	3	8	14	6	3	1	67			854	31	18	12	26	6	7	0	48															
San Marino	0	0	0	0	0	0	0	0	0			0	0	0	0	0	0	0	0	0															
Serbia & Montenegro	683	51	37	5	2	4	0	0	88			112	34	31	16	7	8	0	4	65															
- Kosovo	421	35	52	4	3	6			87			86	30	40	12	9	9		70																
- Serbia & Montenegro																																			
Slovakia	226	84	3	11	0	1	0	1	87			43	63	12	16	2	5	0	2	74			262	77	14	5	2	1	1	91					
Slovenia	139	24	58	8	1	5	2	2	82			15	27	53	0	0	0	0	20	80															
Spain																																			
Sweden	106	0	62	12	1	3	3	19	62			7	0	43	14	0	0	14	29	43															
Switzerland																																			
Tajikistan	0	0	0	0	0	0	0	0	0			0	0	0	0	0	0	0	0	0			670	58	14	14	12	0	2	0	72				
TF YR Macedonia	128	52	35	0	2	10	0	0	88			19	42	16	0	5	37	0	0	58			36	44	50	2	0	3	0	3	94				
Turkey	0	0	0	0	0	0	0	0	0			0	0	0	0	0	0	0	0	0			4 359	0	72	2	0	5	5	16	72				
Turkmenistan	658	75	0	4	10	11	0	0	75			530	72	0	7	8	12	1	0	72			585	52	0	14	15	17	0	2	52				
Ukraine																																			
United Kingdom	854	56	20	4	12	6	2	0	76														864												
Uzbekistan																																			
Region	30 449	61	14	6	8	5	2	3	75			8 646	47	11	10	14	10	3	4			58	21 530	39	27	5	4	6	2	17	67				

See explanatory notes, page 129.



Country data for Europe, cont'd: age and sex distribution of smear-positive cases in non-DOTS areas, 2002 (absolute numbers)

	MALE										FEMALE										ALL							
	0-14	15-24	25-34	35-44	45-54	55-64	65+	0-14	15-24	25-34	35-44	45-54	55-64	65+	0-14	15-24	25-34	35-44	45-54	55-64	65+	0-14	15-24	25-34	35-44	45-54	55-64	65+
Albania	0	11	16	15	9	14	17	2	12	13	3	2	7	11	2	23	29	18	11	21	28	2	23	29	18	11	21	28
Andorra																												
Armenia	0	0	21	69	65	0	4	0	0	9	16	32	0	0	0	0	30	85	97	0	4	0	0	30	85	97	0	4
Austria	3	45	87	92	45	11	9	2	9	37	34	16	3	8	5	54	124	126	61	14	17	5	54	124	126	61	14	17
Azerbaijan	0	66	133	217	159	75	51	0	12	22	28	17	17	41	0	78	155	245	176	92	92	0	78	155	245	176	92	92
Belarus																												
Belgium																												
Bosnia & Herzegovina																												
Bulgaria	1	18	40	75	77	32	43	0	18	18	20	19	16	54	1	36	58	95	96	48	97	1	36	58	95	96	48	97
Croatia																												
Cyprus																												
Czech Republic																												
Denmark	2	11	8	25	14	6	9	1	14	17	11	10	2	5	3	25	25	36	24	8	14	3	25	25	36	24	8	14
Estonia	0	0	5	8	17	20	36	0	4	3	0	3	6	26	0	4	8	8	20	26	62	0	4	8	8	20	26	62
Finland	24	138	265	223	219	119	180	13	106	127	90	56	33	161	37	244	392	313	275	152	341	37	244	392	313	275	152	341
France																												
Georgia																												
Germany	0	1	13	27	33	30	10	0	0	3	17	11	5	2	0	1	16	44	44	35	12	0	1	16	44	44	35	12
Greece																												
Hungary	0	1	0	0	0	0	0	0	0	1	0	0	0	0	0	1	1	0	0	0	0	0	0	1	1	0	0	0
Iceland	0	7	18	13	14	12	6	0	4	3	5	2	0	4	0	11	21	18	16	12	10	0	11	21	18	16	12	10
Ireland																												
Israel																												
Italy																												
Kazakhstan																												
Kyrgyzstan	0	24	23	11	0	1	11	0	14	4	18	0	14	11	0	38	27	29	0	15	22	0	38	27	29	0	15	22
Latvia																												
Lithuania	0	4	23	35	45	23	14	0	7	10	7	3	3	14	0	11	33	42	48	26	28	0	11	33	42	48	26	28
Luxembourg																												
Malta																												
Monaco																												
Netherlands																												
Norway																												
Poland																												
Portugal	3	60	100	131	108	30	19	7	39	43	20	13	15	1	10	99	143	151	121	45	20	10	99	143	151	121	45	20
Republic of Moldova	41	318	729	841	822	387	271	30	267	333	180	156	93	147	71	585	1 062	1 021	978	480	418	71	585	1 062	1 021	978	480	418
Romania	0	1 599	3 566	4 923	4 724	1 739	880	0	916	1 232	1 237	932	377	514	0	2 515	4 798	6 160	5 656	2 116	1 394	0	2 515	4 798	6 160	5 656	2 116	1 394
Russian Federation																												
San Marino																												
Serbia & Montenegro																												
Slovakia																												
Slovenia																												
Spain	22	189	392	405	300	192	337	17	194	265	131	56	29	117	39	383	657	536	356	221	454	39	383	657	536	356	221	454
Sweden																												
Switzerland	0	9	16	11	16	5	8	0	11	13	7	4	1	6	0	20	29	18	20	6	14	0	20	29	18	20	6	14
Tajikistan	5	119	115	54	40	26	18	5	57	70	35	25	14	4	10	176	185	89	65	40	22	10	176	185	89	65	40	22
TFYR Macedonia	1	6	4	7	14	8	4	1	2	3	1	4	1	1	2	8	7	8	18	9	5	2	8	7	8	18	9	5
Turkey																												
Turkmenistan	2	55	118	122	38	23	13	0	25	44	28	31	18	2	2	80	162	150	69	41	15	2	80	162	150	69	41	15
Ukraine																												
United Kingdom	6	94	142	132	98	90	153	6	82	131	66	44	33	93	12	176	273	198	142	123	246	12	176	273	198	142	123	246
Uzbekistan																												
Region	110	2 775	5 834	7 436	6 857	2 843	2 093	84	1 793	2 401	1 954	1 436	687	1 222	194	4 568	8 235	9 390	8 293	3 530	3 315	194	4 568	8 235	9 390	8 293	3 530	3 315

note: the sum of cases notified by age is less than the number of new smear-positive cases notified for some countries

Country data for Europe, cont'd: number of TB cases notified, 1980-2002

	1980	1981	1982	1983	1984	1985	1986	1987	1988	1989	1990	1991	1992	1993	1994	1995	1996	1997	1998	1999	2000	2001	2002	
Albania	1 050	954	978	891	975	916	989	915	759	695	653	628			707	641	738	655	694	733	604	555	594	
Andorra																								5
Armenia	756	924	759	702	774	768	832	766	651	649	590	741	235	590	753	1 157	928	1 026	1 455	1 488	1 333	1 389	1 433	
Austria	2 191	2 061	1 942	1 825	1 765	1 442	1 377	1 390	1 402	1 334	1 521	1 426	1 354	1 267	1 264	1 399	1 375	1 369	1 307	1 085	1 185	1 013	871	
Azerbaijan	3 080	3 180	3 217	3 176	3 506	3 772	3 804	3 677	3 340	2 989	2 620	2 771	2 811	3 036	2 839	1 630	2 480	4 635	4 672	4 654	5 187	4 898	5 142	
Belarus	5 954	6 198	5 468	5 059	5 065	4 873	4 128	3 911	3 769	3 708	3 745	3 745	2 414	4 134	4 348	4 854	5 988	5 985	6 150	6 799	6 799	5 055	5 139	
Belgium	2 687	2 837	2 652	2 190	2 149	1 956	1 893	1 772	1 588	1 648	1 577	1 462	1 335	1 503	1 521	1 380	1 348	1 263	1 203	1 124	1 278	1 321	1 211	
Bosnia & Herzegovina	4 421	4 376	4 678	4 468	4 691	4 666	4 605	4 522	4 093	4 176	4 073	3 546	600	680	1 595	2 132	2 220	2 869	2 711	2 923	2 476	2 469	1 691	
Bulgaria	3 280	3 007	2 999	2 892	2 856	2 555	2 530	2 352	2 387	2 393	2 352	2 066	3 096	3 213	5 296	3 245	3 109	3 437	4 117	3 530	3 349	3 862	3 335	
Croatia	3 989	4 021	3 718	3 632	3 612	3 605	3 355	3 326	2 973	2 861	2 576	2 158	2 189	2 279	2 217	2 114	2 174	2 064	2 118	1 765	1 630	1 376	1 443	
Cyprus	69	69	86	73	39	61	48	35	39	23	29	43	39	37	37	36	24	47	45	39	33	40	20	
Czech Republic	4 962	4 312	4 146	4 016	3 653	3 117	2 553	2 196	2 047	1 905	1 937	2 079	1 986	1 864	1 960	1 834	1 969	1 834	1 805	1 605	1 414	1 291	1 156	
Denmark	430	394	378	348	302	312	299	322	304	328	350	334	359	411	495	448	484	564	529	587	567	494	403	
Estonia	614	560	563	587	546	541	522	446	471	422	423	406	403	532	623	624	683	744	820	754	791	708	620	
Finland	2 247	2 204	2 170	1 882	1 791	1 819	1 546	1 419	1 078	970	772	771	700	542	553	661	645	573	629	565	527	460	449	
France	17 199	16 459	15 425	13 831	12 302	11 290	10 535	10 241	9 191	9 027	9 030	8 510	8 605	9 551	9 093	8 723	7 656	6 832	5 981	6 052	6 122	5 814	5 709	
Georgia	2 098	2 124	2 168	1 881	1 855	1 822	1 833	1 810	1 598	1 609	1 537	2 130	3 741			1 625	3 522	8 446	6 302	4 793	4 397	4 006	4 490	
Germany	29 991	27 083	25 397	22 977	20 243	20 074	17 906	17 102	16 282	15 385	14 653	13 474	14 113	14 161	12 982	12 198	11 814	11 163	10 440	9 974	9 064	6 959	6 931	
Greece	5 412	7 334	5 193	3 880	1 956	1 566	1 566	1 193	907	1 068	877	762	920			939	945	767	1 152	936	703	5	2 720	
Hungary	5 412	5 322	5 181	5 028	4 472	4 852	4 522	4 125	4 016	3 769	3 588	3 658	3 960	4 209	4 163	4 339	4 403	4 240	3 999	3 532	3 073	2 923	2 965	
Iceland	25	23	25	24	26	13	13	12	16	18	18	15	16	11	18	12	11	12	17	10	13	12	8	
Ireland	1 152	1 018	975	924	837	804	602	581	534	672	624	640	604	598	544	458	434	416	424	455	386	393	375	
Israel	249	227	232	222	257	368	239	184	226	160	234	505	345	419	395	398	369	422	656	490	557	546	485	
Italy	3 311	3 182	3 850	4 253	3 472	4 113	4 077	3 278	3 610	3 996	4 246	3 719	4 685	4 734	5 816	5 627	4 155	4 596	5 727	4 429	3 501	4 287	3 925	
Kazakhstan	14 442	13 876	13 808	13 357	12 563	12 423	13 090	13 286	13 501	13 307	10 969	10 821	10 920	10 425	10 519	11 310	13 944	16 109	20 623	24 979	25 843	26 224	27 546	
Kyrgyzstan	1 973	2 085	2 051	1 981	2 022	2 094	2 122	2 088	2 159	2 132	2 306	2 515	2 582	2 427	2 726	3 393	4 093	5 189	5 706	6 376	6 205	6 654	6 613	
Latvia	1 194	1 140	1 077	1 072	1 054	1 223	982	948	857	906	943	965	994	994	1 131	1 541	1 761	2 003	2 182	1 981	1 982	2 000	1 803	
Lithuania	1 636	1 599	1 495	1 477	1 420	1 453	1 412	1 372	1 339	1 381	1 471	1 556	1 598	1 895	2 135	2 362	2 608	2 926	3 016	2 800	2 657	2 598	2 414	
Luxembourg	71	45	41	41	46	42	45	48	16	45	48	48	25	35	33	32	41	38	44	37	44	31	31	
Malta	24	26	13	24	15	11	14	14	12	16	16	26	30	26	25	25	28	28	11	16	22	16	24	
Monaco	1	0	0	0	0	1	2	2	1	1	1	0	0	1	1	1	0	0	0	0	0	0	0	
Netherlands	1 701	1 734	1 514	1 423	1 400	1 362	1 238	1 227	1 341	1 317	1 369	1 345	1 465	1 587	1 811	1 619	1 678	1 486	1 341	1 398	1 244	1 408	1 355	
Norway	499	461	448	396	373	374	343	307	294	255	285	290	288	256	242	236	217	205	244	213	221	276	243	
Poland	25 807	24 087	23 685	23 411	22 527	21 650	20 603	19 757	18 537	16 185	16 136	16 496	16 551	16 828	16 653	15 958	15 358	13 967	13 302	12 168	10 931	10 153	10 069	
Portugal	6 873	7 249	7 309	7 052	6 908	6 889	6 624	7 099	6 363	6 664	6 214	5 980	5 927	5 447	5 619	5 577	5 248	5 110	5 260	4 599	4 227	4 320	4 381	
Republic of Moldova	2 781	2 852	3 197	2 858	2 554	2 732	3 022	2 810	2 510	2 281	1 728	1 910	1 835	2 426	2 626	2 925	2 922	2 908	2 625	2 711	2 935	3 608	3 769	
Romania	13 553	13 602	13 588	13 570	12 952	12 677	12 860	13 361	14 137	14 676	16 256	15 482	18 097	20 349	21 422	23 271	24 189	23 903	25 758	26 107	27 470	28 580	29 752	
Russian Federation	74 270	73 369	72 236	73 280	74 597	64 644	71 764	70 132	67 553	62 987	50 641	50 407	53 148	63 591	70 822	84 980	111 075	119 123	110 935	134 360	140 677	132 477	128 873	
San Marino																								1
Serbia & Montenegro	6 232	6 381	6 274	6 443	6 454	6 246	6 126	6 042	5 583	5 045	4 194	4 502	3 771	3 843	3 606	2 798	4 017	4 062	3 028	2 646	2 864	4 586	4 232	
Slovakia	2 465	2 304	2 263	2 252	2 152	1 989	2 022	1 830	1 651	1 501	1 448	1 620	1 733	1 799	1 760	1 540	1 503	1 298	1 282	1 100	1 010	986	975	
Slovenia	1 085	939	982	925	896	923	816	792	760	768	722	583	640	646	526	525	563	481	449	423	368	359	338	
Spain	4 853	5 552	7 961	8 987	10 078	10 749	13 755	9 468	8 497	8 058	7 600	9 007	9 703	9 441	8 764	8 331	9 347	8 927	8 393	7 993	6 851	7 283	7 283	
Sweden	926	875	784	832	754	702	640	545	536	595	557	521	610	616	537	564	497	456	446	479	417	394	375	
Switzerland	1 160	1 193	1 167	1 097	946	961	881	1 018	1 201	1 104	1 278	1 134	987	930	924	830	765	747	750	756	544	539	591	
Tajikistan																								
TFYR Macedonia	2 647	2 631	2 628	2 509	2 427	2 485	2 610	2 727	2 474	2 621	2 460	2 116	1 671	652	892	2 029	1 647	2 143	2 448	2 553	2 779	3 508	4 052	
Turkey	36 716	39 992	26 457	28 634	27 589	30 960	31 029	30 531	27 884	26 689	24 488	25 166	25 455			22 981	20 212	25 685	25 501	22 088	18 038	17 263	18 043	
Turkmenistan	1 677	1 625	1 559	1 541	1 604	1 614	1 614	1 956	1 904	2 169	2 325	2 358	2 074	2 751		1 939	2 072	3 438	3 839	4 092	4 038	3 948	3 671	
Ukraine	26 095	25 646	24 710	24 216	24 356	24 058	22 946	22 145	20 744	19 642	16 465	16 713	18 140	19 964	20 622	21 459	23 414	28 344	27 763	32 879	32 945	36 784	40 175	
United Kingdom	10 488	9 290	8 436	7 814	7 026	6 666	6 841	5 732	5 793	6 059	5 908	6 088	6 411	6 481	6 196	6 176	6 238	6 365	6 176	6 183	6 220	6 027	6 889	
Uzbekistan	9 163	9 682	8 697	8 817	8 544	8 717	9 427	9 794	10 134	10 632	9 414		9 370	9 774	14 890	9 866	11 919	13 352	14 558	15 080	15 750	17 391	20 588	
Region number reporting	348 921	346 104	324 580	319 220	308 401	298 933	302 602	290 606	277 143	267 232	242 425	231 651	248 519	242 425	243 691	289 949	322 165	353 336	349 800	373 765	373 081	368 433	373 497	
percent reporting	94	94	94	94	94	94	94	94	94	94	94	94	96	92	90	98	100	100	100	100	100	100	100	100

Country data for Europe, cont'd: case notification rates (per 100 000 population), 1980-2002

	1980	1981	1982	1983	1984	1985	1986	1987	1988	1989	1990	1991	1992	1993	1994	1995	1996	1997	1998	1999	2000	2001	2002	
Albania	39	35	35	31	34	31	33	29	24	21	20	19	20	19	22	20	23	21	22	24	19	18	19	
Andorra																								
Armenia	24	29	24	22	24	23	25	22	19	18	17	21	7	17	22	35	28	32	46	47	43	45	47	
Austria	29	27	26	24	23	19	18	18	18	17	20	18	17	16	16	17	17	17	16	13	15	12	11	
Azerbaijan	50	51	49	53	57	56	54	48	42	36	38	38	40	37	21	31	31	58	58	64	60	62	62	
Belarus	62	64	56	56	51	49	41	39	37	36	30	36	23	40	42	47	55	59	61	73	68	55	52	
Belgium	27	29	27	22	22	20	19	18	16	17	16	15	13	15	15	14	13	12	12	11	12	13	12	
Bosnia & Herzegovina	113	111	117	111	115	113	110	106	94	96	95	85	15	18	45	62	65	81	74	76	62	61	41	
Bulgaria	37	34	34	32	29	28	26	27	26	26	26	30	36	38	37	39	37	41	50	43	41	48	42	
Croatia	91	92	85	83	82	81	74	72	63	59	53	45	46	49	49	47	49	47	48	40	37	31	33	
Cyprus	11	11	14	12	6	9	7	5	6	3	4	6	6	5	5	5	3	6	6	5	4	5	3	
Czech Republic	48	42	40	39	35	30	25	21	20	18	19	20	19	18	19	18	19	18	18	16	14	13	11	
Denmark	8	8	7	7	6	6	6	6	6	6	7	6	7	8	10	9	9	11	10	11	11	9	8	
Estonia	42	38	38	39	36	35	34	29	30	27	27	26	26	35	42	43	48	53	59	55	58	52	48	
Finland	47	46	45	39	37	37	31	29	22	20	15	14	11	13	13	13	11	12	11	10	9	9	9	
France	32	30	28	25	22	20	19	18	16	16	16	15	15	17	16	15	13	12	10	10	10	10	10	
Georgia	41	42	42	36	35	34	34	34	29	30	28	39	69	69	30	66	159	119	91	84	77	87	87	
Germany	38	35	33	33	30	26	26	23	22	21	19	18	17	18	18	16	15	14	14	13	12	11	8	9
Greece	56	75	53	39	20	16	16	12	9	11	9	7	9	9	9	9	9	7	11	9	6	5	5	
Hungary	51	50	48	47	42	46	43	39	38	36	35	35	38	41	41	42	43	42	40	35	31	29	30	
Iceland	11	10	11	10	11	5	5	5	6	7	7	6	6	4	7	4	4	4	6	4	5	4	3	
Ireland	34	30	28	26	24	23	17	16	15	19	18	17	17	17	15	13	12	11	11	12	10	10	10	
Israel	7	6	6	6	6	9	6	4	5	4	5	11	7	8	8	7	7	7	7	11	8	9	8	
Italy	6	6	6	7	6	7	7	6	6	7	7	7	8	8	10	10	7	8	10	8	6	7	7	
Kazakhstan	97	92	90	86	80	78	81	81	82	80	65	64	65	62	63	68	85	99	129	158	165	169	178	
Kyrgyzstan	54	56	54	51	51	52	50	51	49	52	57	58	54	60	74	89	111	120	132	126	133	131	131	
Latvia	48	45	43	42	41	47	38	36	35	32	33	35	36	38	44	62	72	82	90	79	84	85	78	
Lithuania	48	47	43	42	40	41	39	38	36	37	39	42	43	52	59	66	74	83	86	80	76	75	70	
Luxembourg	20	12	11	11	13	11	12	13	4	12	13	13	6	9	8	8	10	9	10	9	10	7	7	
Malta	7	8	4	7	4	3	4	4	3	4	4	4	7	8	7	3	7	3	4	6	4	4	6	
Monaco	4	0	0	0	4	7	7	7	3	3	3	0	3	3	3	3	0	0	0	0	0	0	0	
Netherlands	12	12	11	10	10	9	8	8	9	9	9	9	10	10	12	10	11	10	10	9	8	9	8	
Norway	12	11	11	10	9	9	8	7	7	6	7	7	7	6	6	5	5	6	5	5	5	6	5	
Poland	73	67	65	64	61	58	55	52	49	43	42	43	43	44	43	41	40	36	34	31	28	26	26	
Portugal	70	74	74	71	69	69	66	71	64	67	63	60	60	55	57	56	53	51	53	46	42	43	45	
Republic of Moldova	69	70	78	69	61	65	71	66	58	52	40	44	42	56	60	67	68	67	61	63	69	84	88	
Romania	61	61	61	60	57	56	56	58	61	63	70	67	78	89	94	103	107	106	114	116	122	127	138	
Russian Federation	54	53	51	52	52	45	50	48	46	43	34	34	36	43	48	57	75	81	76	92	97	91	89	
San Marino																								
Serbia & Montenegro	65	66	65	66	66	63	62	61	56	50	41	44	37	37	34	27	38	38	29	25	27	43	42	
Slovakia	50	46	45	44	42	39	39	35	32	29	28	31	33	34	33	29	28	24	24	20	19	18	19	
Slovenia	59	51	53	50	48	49	43	42	40	40	38	30	33	33	27	26	28	24	23	21	18	18	17	
Spain	13	15	21	24	26	28	36	24	22	21	19	23	25	24	22	21	23	22	21	20	17	18	18	
Sweden	11	11	9	10	9	8	8	6	6	7	7	7	7	7	6	6	6	5	5	5	5	4	4	
Switzerland	18	19	18	17	15	15	13	15	18	16	19	16	14	13	13	12	11	10	10	11	8	8	8	
Tajikistan	67	65	63	58	55	54	55	56	49	51	46	39	30	12	16	35	28	36	41	42	46	57	65	
TFYR Macedonia																								
Turkey	80	85	55	58	54	60	59	56	50	47	42	43	43	43	36	32	32	39	39	33	26	25	26	
Turkmenistan	59	55	52	50	51	50	49	58	55	61	63	63	53	69	46	48	48	78	86	90	87	84	77	
Ukraine	52	51	49	48	48	47	45	43	40	39	32	32	35	38	40	42	46	56	55	66	66	75	0	
United Kingdom	19	17	15	14	13	12	12	10	10	11	10	11	11	11	11	11	11	11	11	11	11	11	10	12
Uzbekistan	57	59	52	51	48	48	51	51	52	53	46	44	44	45	67	43	51	56	60	62	63	69	80	
Region	117	197	52	72	62	72	104	39	70	92	68	58	8	6	65	72	69	64	66	59	55	49	50	

Country data for Europe, cont'd: new smear-positive cases, 1993-2002

	Number of cases																	Rate (per 100 000 population)														
	1993	1994	1995	1996	1997	1998	1999	2000	2001	2002	1993	1994	1995	1996	1997	1998	1999	2000	2001	2002	1993	1994	1995	1996	1997	1998	1999	2000	2001	2002		
Albania	250	241	139	173	212	241	168	171	171	225	5	8	4	5	8	7	5	5	5	7	8	7	5	8	7	5	5	5	7			
Andorra	15	24	319	436	327	400	475	576	621	511	25	38	9	13	10	12	15	18	20	19	17	2	6	2	6	2	4	4	3			
Armenia	498	513	669	990	981	727	763	890	927	1 661	7	7	8	9	13	12	9	9	11	11	20	15	17	18	21	22	50	27	23	23		
Azerbaijan	1 493	1 775	1 845	2 117	2 273	5 047	2 769	2 547	2 341	419	5	4	4	4	4	4	4	4	4	4	13	5	4	4	4	4	4	4	5	4		
Belarus	484	427	400	364	434	418	403	409	472	419	27	27	28	24	26	17	0	9	10	10	20	13	37	13	11	13	16	21	31	11	13	
Bosnia & Herzegovina	3 096	1 087	903	1 037	1 325	1 697	2 524	897	1 007	1 007	1 204	1 228	1 129	748	0	421	437	0	8	8	1	0	2	3	1	1	1	0	0	1	1	
Croatia	548	524	487	586	481	545	449	420	391	329	6	6	9	4	4	0	0	4	4	4	3	5	5	5	6	5	4	4	4	4	3	
Czech Republic	243	120	128	97	114	132	172	171	127	135	5	2	2	2	2	2	3	3	2	2	3	2	2	2	2	2	3	2	2	3	3	
Denmark	303	347	369	240	269	299	274	255	212	203	20	24	26	17	19	21	20	19	16	15	15	20	24	26	17	19	21	20	19	16	15	
Estonia	4 455	3 196	3 449	3 002	2 430	2 325	1 815	2 398	2 276	1 30	4 455	3 196	3 449	3 002	2 430	2 325	1 815	2 398	2 276	1 30	3	8	6	6	5	4	4	3	4	4	4	
France	4 730	4 177	3 852	3 689	3 346	3 124	2 918	0	1 935	1 868	4 730	4 177	3 852	3 689	3 346	3 124	2 918	0	1 935	1 868	6	5	5	5	5	4	4	0	2	2	2	
Germany	1 905	1 357	796	1 066	702	667	660	412	546	556	285	313	143	235	213	212	212	212	212	212	19	13	8	10	7	7	7	7	4	5	6	
Greece	688	979	1 121	1 200	787	787	787	787	935	822	19	13	8	10	7	7	7	7	4	5	6	6	2	2	2	2	2	2	2	2	2	
Hungary	13	6	5	5	3	6	9	9	3	5	4	2	2	1	1	3	2	1	1	1	1	19	13	8	10	7	7	7	4	5	6	
Iceland	150	129	1441	1 413	1 738	1 903	2 361	1 277	687	1 361	1 905	1 357	796	1 066	702	667	660	412	546	556	3	2	1	0	1	1	1	0	1	1	1	
Ireland	150	129	1441	1 413	1 738	1 903	2 361	1 277	687	1 361	1 905	1 357	796	1 066	702	667	660	412	546	556	3	2	1	0	1	1	1	0	1	1	1	
Israel	150	129	1441	1 413	1 738	1 903	2 361	1 277	687	1 361	1 905	1 357	796	1 066	702	667	660	412	546	556	3	2	1	0	1	1	1	0	1	1	1	
Italy	1 441	1 413	1 738	1 903	2 361	1 277	687	1 361	1 275	1 275	150	130	130	130	130	130	130	130	130	130	3	2	2	3	3	3	4	2	1	2	2	
Kazakhstan	681	832	991	1 536	830	1 642	1 296	0	1 587	9 452	681	832	991	1 536	830	1 642	1 296	0	1 587	9 452	18	15	18	26	27	39	44	57	58	61	61	
Kyrgyzstan	470	681	832	991	1 536	830	1 642	1 296	0	1 587	470	681	832	991	1 536	830	1 642	1 296	0	1 587	470	18	15	18	26	27	39	44	57	58	61	
Kyrgyzstan	470	681	832	991	1 536	830	1 642	1 296	0	1 587	470	681	832	991	1 536	830	1 642	1 296	0	1 587	470	18	15	18	26	27	39	44	57	58	61	
Latvia	688	979	1 121	1 200	787	787	787	787	935	822	688	979	1 121	1 200	787	787	787	787	935	822	18	15	18	26	27	39	44	57	58	61	61	
Lithuania	688	979	1 121	1 200	787	787	787	787	935	822	688	979	1 121	1 200	787	787	787	787	935	822	18	15	18	26	27	39	44	57	58	61	61	
Luxembourg	688	979	1 121	1 200	787	787	787	787	935	822	688	979	1 121	1 200	787	787	787	787	935	822	18	15	18	26	27	39	44	57	58	61	61	
Malta	13	6	5	5	3	6	9	9	3	5	13	6	5	5	3	6	9	9	3	5	4	2	2	1	1	1	2	2	2	2	2	2
Malta	13	6	5	5	3	6	9	9	3	5	13	6	5	5	3	6	9	9	3	5	4	2	2	1	1	1	2	2	2	2	2	2
Monaco	1 063	575	358	312	254	308	289	307	330	330	1 063	575	358	312	254	308	289	307	330	330	7	8	4	2	2	2	2	2	2	2	2	2
Netherlands	1 063	575	358	312	254	308	289	307	330	330	1 063	575	358	312	254	308	289	307	330	330	7	8	4	2	2	2	2	2	2	2	2	2
Norway	7 606	4 000	6 955	6 819	3 497	3 502	3 177	3 180	3 155	3 060	7 606	4 000	6 955	6 819	3 497	3 502	3 177	3 180	3 155	3 060	20	10	18	18	9	9	8	8	8	8	8	
Poland	2 072	2 019	1 938	1 628	2 016	1 801	1 863	2 042	1 976	1 976	2 072	2 019	1 938	1 628	2 016	1 801	1 863	2 042	1 976	1 976	20	21	20	20	16	20	18	19	20	20	20	
Portugal	615	704	665	219	397	477	609	651	1 060	1 146	615	704	665	219	397	477	609	651	1 060	1 146	14	16	16	15	5	9	11	14	15	25	27	
Republic of Moldova	9 339	10 385	10 469	10 359	11 666	10 841	10 317	10 202	11 184	10 703	9 339	10 385	10 469	10 359	11 666	10 841	10 317	10 202	11 184	10 703	41	46	46	46	52	48	46	45	50	48	48	
Romania	9 339	10 385	10 469	10 359	11 666	10 841	10 317	10 202	11 184	10 703	9 339	10 385	10 469	10 359	11 666	10 841	10 317	10 202	11 184	10 703	41	46	46	46	52	48	46	45	50	48	48	
Russian Federation	30 389	37 512	42 534	42 094	42 219	21 744	27 467	26 605	27 865	27 865	30 389	37 512	42 534	42 094	42 219	21 744	27 467	26 605	27 865	27 865	20	20	25	29	29	29	15	19	18	18	19	
San Marino	0	0	0	0	0	0	0	0	0	0	0	0	0	0	0	0	0	0	0	0	0	0	0	0	0	0	0	0	0	0	0	0
Serbia & Montenegro	1 497	1 783	1 702	1 873	2 517	0	461	402	402	402	1 497	1 783	1 702	1 873	2 517	0	461	402	402	402	17	8	14	17	16	18	24	0	4	4	4	4
Slovakia	882	409	788	760	283	303	246	236	226	202	882	409	788	760	283	303	246	236	226	202	17	8	14	17	16	18	24	0	4	4	4	4
Slovenia	361	294	303	221	156	157	165	145	139	130	361	294	303	221	156	157	165	145	139	130	18	15	15	11	8	8	8	7	7	7	7	
Spain	312	106	102	90	94	97	117	118	105	109	312	106	102	90	94	97	117	118	105	109	4	1	7	3	2	2	1	1	1	1	1	1
Sweden	528	507	185	172	144	165	98	118	116	123	528	507	185	172	144	165	98	118	116	123	8	7	3	2	2	2	2	2	2	2	2	2
Switzerland	312	106	102	90	94	97	117	118	105	109	312	106	102	90	94	97	117	118	105	109	4	1	7	3	2	2	1	1	1	1	1	1
Tajikistan	528	507	185	172	144	165	98	118	116	123	528	507	185	172	144	165	98	118	116	123	8	7	3	2	2	2	2	2	2	2	2	2
TF YR Macedonia	1 042	232	373	435	0	434	719	687	687	687	1 042	232	373	435	0	434	719	687	687	687	16	16	18	16	4	6	7	0	7	12	2	2
Turkey	4 383	2 816	3 439	3 692	4 124	4 315	4 444	4 444	4 444	4 444	4 383	2 816	3 439	3 692	4 124	4 315	4 444	4 444	4 444	4 444	7	7	7	7	4	5	6	6	6	6	6	
Turkmenistan	472	8 471	8 263	7 827	9 533	10 586	10 412	10 738	0	1 254	472	8 471	8 263	7 827	9 533	10 586	10 412	10 738	0	1 254	12	16	13	13	17	18	21	22	26	26	26	
Ukraine	8 314	8 471	8 263	7 827	9 533	10 586	10 412	10 738	0	1 254	8 314	8 471	8 263	7 827	9 533	10 586	10 412	10 738	0	1 254	16	16	13	13	17	18	21	22	26	26	26	
United Kingdom	283	270	4147	844	1 342	797	1 204	946	1 365	1 365	283	270	4147	844	1 342	797	1 204	946	1 365	1 365	0	0	0	7	1	2	1	2	2	2	2	
Uzbekistan	7 487	2 735	3 350	3 388	3 504	3 977	3 825	4 608	4 783	4 783	7 487	2 735	3 350	3 388																		

Notes

AZERBAIJAN Prisons contributed to case notifications in 2002.

BOSNIA & HERZEGOVINA

Data are geographically incomplete and therefore preliminary.

CYPRUS Data refer only to the Republic of Cyprus, i.e. the northern area is excluded.

ISRAEL Treatment and retreatment outcomes are based on cohorts of culture-positive cases, where cure is based on culture result.

NETHERLANDS Treatment outcome data for the 2001 cohort were not submitted to WHO at the time of this report.

REPUBLIC OF MOLDOVA

The majority of failures (29/37, 78%) among the DOTS cohort came from the penitentiary system which accounted for 132 of 200 (66%) patients in the cohort. The failure rate was 11.8% excluding prison cases, and 22% for prison cases only, and 18.5% overall.

UKRAINE Only the total number of notifications was available at the time of this report.

UNITED KINGDOM Data on 2002 TB notifications are provisional. Data on 2001 treatment outcomes are provisional and do not include Scotland.