

Population (millions)

	1995	2000	2025	2050
All adults, ages 15+	14.184	15.211	19.366	21.813
Female adults	7.183	7.698	9.859	11.178
All youth, ages 0-14	3.888	3.927	4.157	4.689
Female youth	1.895	1.911	2.025	2.283

Source: United Nations Population Division, World Population Prospects 1950-2050 (2000 revision)

Real GDP per capita (PPP), US Dollars

1975	14965
1980	16629
1985	18023
1990	19475
1995	21546
2000	25662

Source: World Health Report 2002

SMOKING PREVALENCE

Adult (14 Years & Older), 2001

Males	21.1
Females	18.0
Overall	19.5

Youth (14-19 Year Olds), 2001

Males	14.1
Females	16.2
Overall	15.1

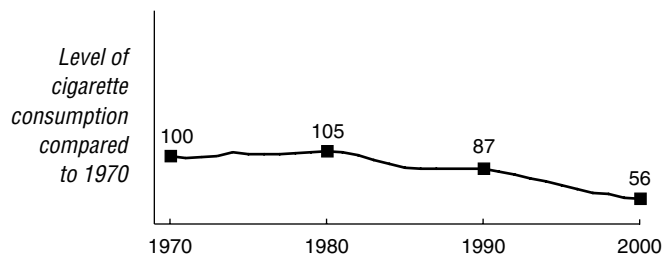
General Practitioners, 1996

Males	4.2
Females	1.6
Overall	3.2

Adult and Youth: Daily smoking; Australian Institute of Health and Welfare. (2002). *2001 National Drug Strategy Household Survey: State and Territory Supplement*. Canberra: Author.
 Health professional: Current smoking among practitioners both affiliated and unaffiliated with the Royal Australian College of General Practitioners; Young, J.M. and Ward, J.E. (1997). Declining rates of smoking among medical practitioners [letter]. *Medical Journal of Australia* 167(4): 232.

TOBACCO ECONOMY

Annual per capita Consumption, Three Year Moving Average, 1970 = 100



Annual Cigarette Consumption

Year	Per capita Consumption (cigarette sticks)	Total Consumption (millions of cigarette sticks)
1970	3011	26860
1980	3279	35690
1990	2689	35465
1995	2184	30979
2000	1568	23850

Annual Tobacco Trade and Agriculture Statistics

	Unit of Measurement	1970	1980	1990	1995	2000
Cigarette imports	sticks in millions	606	796	537	830	1444
Cigarette exports	sticks in millions	594	291	647	1122	1170
Tobacco leaf imports	metric tons	14933	11107	9128	13100	11783
Tobacco leaf exports (% of total exports)	metric tons (%)	628 (0.02%)	972 (0.02%)	74 (0.00%)	505 (0.01%)	596 (0.00%)
Cigarette production	sticks in millions	26848	35185	35575	31271	23576
Tobacco leaf production	metric tons	18931	15095	12299	6777	7762
Land devoted to tobacco growing (% of agricultural land)	hectares (%)	10805 (0.00%)	7526 (0.00%)	5063 (0.00%)	2901 (0.00%)	3185 (0.00%)
Employment in tobacco manufacturing	people	6000	5000	3000	1822	-

Retail Price of 20 Cigarettes with Tax

Type	US \$	Local
Domestic brand	\$3.46	6.37
Foreign brand	\$3.91	7.20

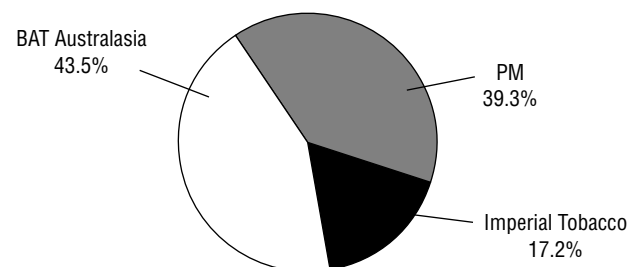
Source: EIU, September 2002

Cigarette Taxes and Duties

Excise tax	208.93 LCU/1000 cigs
Sales tax	10%
Import duty	0.20893 LCU/cig if <0.8g tobacco
Import duty	261.16 LCU/kg all other cigs

Source: TMA

Market Share by Cigarette Manufacturer, 2000



Source: ERC

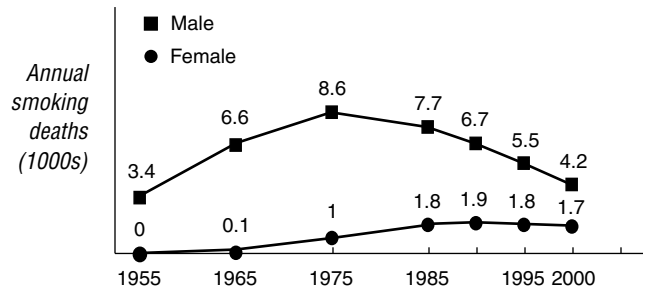
SMOKING-ATTRIBUTED DISEASE IMPACT

Numbers of Deaths Attributed to Smoking/Total Deaths (thousands), 2000

Cause	Males (by age)			Females (by age)		
	0-34	35-69	70+	0-34	35-69	70+
Lung cancer	-/0.0	1.6/1.9	2.4/2.7	-/0.0	0.7/0.9	1.1/1.4
All cancer	-/0.3	2.4/7.7	3.7/12	-/0.2	0.8/5.8	1.4/9.5
Vascular	-/0.2	0.9/5.5	1.7/18	-/0.1	0.3/2.3	1.5/24
Respiratory	-/0.1	0.5/1.1	2.1/4.8	-/0.1	0.3/0.7	1.4/4.2
All other	-/3.7	0.4/5.4	0.6/8.0	-/1.6	0.2/2.7	0.6/11
All causes	-/4.2	4.2/20	8.1/43	-/2.0	1.7/11	4.9/48

Source: Peto, Lopez, et al., 1992, 1994 (update 2003)

Smoking-Attributed Numbers of Deaths per Year, Ages 35-69 Only



INFRASTRUCTURE FOR TOBACCO CONTROL

National Tobacco Control Provisions

Tobacco Bans and Restrictions	Not				Tobacco Requirements and Regulations	Not			
	Banned	Restricted	Regulated	Unknown		Required	Regulated	Regulated	Unknown
Advertising in certain media		X			Advertising health warnings/messages			X	
Advertising to certain audiences			X		Age verification for sales			X	
Advertising in certain locations		X			Manufacturing licensure				X
Advertisement content or design			X		Package health warning/message	X			
Sponsorship or promotion for certain audiences			X		Label design on packaging		X		
Sponsorship advertising of events		X			Ingredient/constituent information on package label	X			
Brand stretching			X		Amount of tar		X		
Sales to minors			X		Amount of nicotine		X		
Sales by minors			X		Amount of other ingredients/constituents		X		
Place of sales			X		Product constituents as confidential information			X	
Vending machines			X		Product constituents as public information			X	
Free products		X			Constituent disclosure by brand			X	
Single cigarette sales			X		Constituent disclosure in the aggregate			X	
Misleading information on packaging			X						
Smoking in government buildings (incl. worksites)		X			Other Provisions	Yes	No	Unknown	
Smoking in private worksites			X		National tobacco control committee		X		
Smoking in educational facilities			X		Tobacco control education/promotion		X		
Smoking in health care facilities			X		Anti-smuggling provisions			X	
Smoking on buses	X				Litigation enabling provisions		X		
Smoking on trains			X						
Smoking in taxis			X						
Smoking on ferries			X						
Smoking on domestic air flights	X								
Smoking on international air flights	X								
Smoking in restaurants			X						
Smoking in nightclubs and bars			X						
Smoking in other public places				X					

Refer to Appendix B for more information about national tobacco control provisions.