

Population (millions)

	1995	2000	2025	2050
All adults, ages 15+	23.377	24.875	30.827	33.809
Female adults	11.904	12.660	15.756	17.415
All youth, ages 0-14	5.977	5.882	5.890	6.598
Female youth	2.912	2.867	2.871	3.216

Source: United Nations Population Division, World Population Prospects 1950-2050 (2000 revision)

Real GDP per capita (PPP), US Dollars

	1975	17312
	1980	19566
	1985	21281
	1990	22829
	1995	23473
	2000	26277

Source: World Health Report 2002

SMOKING PREVALENCE

Adult (15 Years & Older), 2001

Males	23.9
Females	19.6
Overall	21.7

Youth (15-17 Year Olds), 2001

Males	16.2
Females	20.9
Overall	18.4

Baccalaureate Nursing Students, 1998-1999

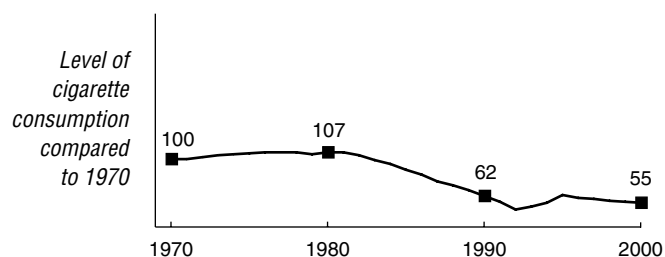
Daily smokers	12.9
Weekend, social smokers	9.2
Never smokers	48.2

Adult and Youth: Current smokers; Health Canada Tobacco Control Programme. (2002). *Canadian Tobacco Use Monitoring Survey (CTUMS)* February - December 2001. Available at URL: <http://www.hc-sc.gc.ca/hecs-sesc/tobacco/research/index.html>.

Health professional: Total population of baccalaureate nursing students in one Canadian province; Chalmers K., Seguire, M. and Brown, J. (2002). Tobacco use and baccalaureate nursing students: a study of their attitudes, beliefs and personal behaviours. *Journal of Advanced Nursing* 40(1): 17-24.

TOBACCO ECONOMY

Annual per capita Consumption, Three Year Moving Average, 1970 = 100



Annual Cigarette Consumption

Year	Per capita Consumption (cigarette sticks)	Total Consumption (millions of cigarette sticks)
1970	3301	50110
1980	3549	67227
1990	2030	44604
1995	1998	46698
2000	1777	44196

Annual Tobacco Trade and Agriculture Statistics

	Unit of Measurement	1970	1980	1990	1995	2000
Cigarette imports	sticks in millions	204	706	297	372	503
Cigarette exports	sticks in millions	264	659	1804	4449	1559
Tobacco leaf imports	metric tons	2098	7565	1584	11730	6991
Tobacco leaf exports (% of total exports)	metric tons (%)	29353 (0.33%)	19494 (0.10%)	18069 (0.05%)	20309 (0.04%)	20155 (0.02%)
Cigarette production	sticks in millions	50170	67180	46111	50775	45252
Tobacco leaf production	metric tons	100635	107868	63057	74219	53010
Land devoted to tobacco growing (% of agricultural land)	hectares (%)	43792 (0.07%)	46390 (0.06%)	29342 (0.04%)	26893 (0.04%)	23800 (0.03%)
Employment in tobacco manufacturing	people	10000	9000	5000	4890	-

Retail Price of 20 Cigarettes with Tax

Type	US \$	Local
Domestic brand	\$4.34	6.82
Foreign brand	\$4.93	7.74

Source: EIU, September 2002

Cigarette Taxes and Duties

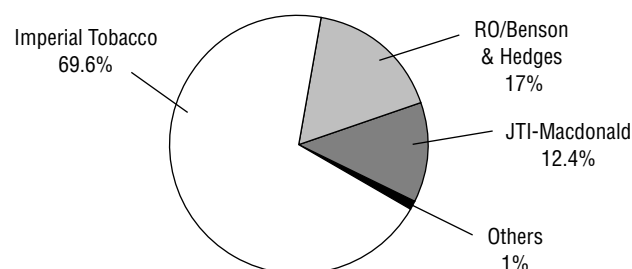
Excise tax	27.475 LCU/1000 cigs if <1361 g/1000 cigs; 29.374 LCU/1000 cigs if >1361 g/1000 cigs
Import duty	12.5%

Imports from Mexico and the USA are duty free

Additional taxes are levied at the provincial and territorial levels

Source: ERC

Market Share by Cigarette Manufacturer, 2000



Source: Maxwell Report

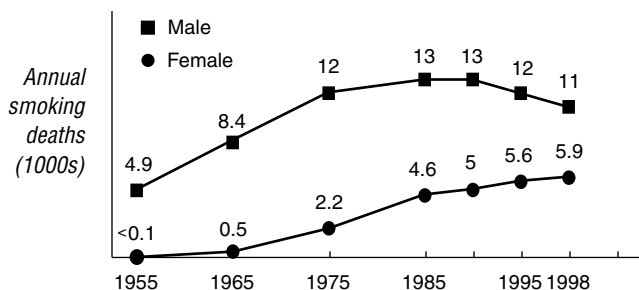
SMOKING-ATTRIBUTED DISEASE IMPACT

Numbers of Deaths Attributed to Smoking/Total Deaths (thousands), 1998

Cause	Males (by age)			Females (by age)		
	0-34	35-69	70+	0-34	35-69	70+
Lung cancer	-/0.0	4.2/4.6	4.9/5.4	-/0.0	2.5/3.0	2.8/3.3
All cancer	-/0.4	5.9/14	7.2/18	-/0.3	3.0/12	3.7/16
Vascular	-/0.2	2.8/11	3.6/29	-/0.1	1.3/4.6	3.9/35
Respiratory	-/0.1	0.9/1.7	4.2/9.5	-/0.1	0.7/1.3	3.3/9.1
All other	-/4.9	1.3/10	1.5/14	-/2.2	0.9/5.1	2.0/20
All causes	-/5.6	11/37	16/71	-/2.8	5.9/23	13/80

Source: Peto, Lopez, et al., 1992, 1994 (update 2003)

Smoking-Attributed Numbers of Deaths per Year, Ages 35-69 Only



INFRASTRUCTURE FOR TOBACCO CONTROL

National Tobacco Control Provisions

Tobacco Bans and Restrictions	Not				Tobacco Requirements and Regulations	Not			
	Banned	Restricted	Regulated	Unknown		Required	Regulated	Regulated	Unknown
Advertising in certain media		X			Advertising health warnings/messages			X	
Advertising to certain audiences	X				Age verification for sales	X			
Advertising in certain locations		X			Manufacturing licensure				X
Advertisement content or design		X			Package health warning/message	X			
Sponsorship or promotion for certain audiences	X				Label design on packaging		X		
Sponsorship advertising of events		X			Ingredient/constituent information on package label	X			
Brand stretching		X			Amount of tar		X		
Sales to minors	X				Amount of nicotine		X		
Sales by minors				X	Amount of other ingredients/constituents		X		
Place of sales				X	Product constituents as confidential information	X			
Vending machines		X			Product constituents as public information		X		
Free products	X				Constituent disclosure by brand	X			
Single cigarette sales	X				Constituent disclosure in the aggregate		X		
Misleading information on packaging	X								
Smoking in government buildings (incl. worksites)		X			Other Provisions	Yes	No	Unknown	
Smoking in private worksites		X			National tobacco control committee	X			
Smoking in educational facilities		X			Tobacco control education/promotion	X			
Smoking in health care facilities		X			Anti-smuggling provisions	X			
Smoking on buses		X			Litigation enabling provisions			X	
Smoking on trains		X							
Smoking in taxis		X							
Smoking on ferries		X							
Smoking on domestic air flights	X								
Smoking on international air flights	X								
Smoking in restaurants				X					
Smoking in nightclubs and bars				X					
Smoking in other public places		X							

Refer to Appendix B for more information about national tobacco control provisions.