

**Population (millions)**

	1995	2000	2025	2050
All adults, ages 15+	105.453	108.402	108.800	95.553
Female adults	54.180	55.773	56.882	50.479
All youth, ages 0-14	20.019	18.694	14.997	13.667
Female youth	9.766	9.111	7.300	6.653

Source: United Nations Population Division, World Population Prospects 1950-2050 (2000 revision)

**Real GDP per capita (PPP), US Dollars**

1975	13822
1980	16355
1985	18660
1990	22885
1995	24204
2000	26135

Source: World Health Report 2002

**SMOKING PREVALENCE**

**Adult (20 Years & Older), 2000**

Males	47.4
Females	11.5

**Youth (15-18 Year Olds), 1999**

Males	25.9
Females	9.2

**Physicians, 2000**

Males	27.1
Females	6.8

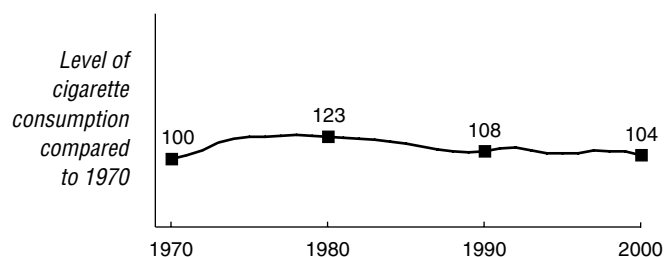
Adult: Current daily smoker; Ministry of Health, Labor and Welfare. (2002). *Kokumin-eiyou no Genjo: Heisei 12-nen Kokumineiyou chosa kekka. [Results of National Nutrition Survey, 2000]*. Reported in Strong, K. and Bonita, R. (2003). *The SuRF Report 1. Surveillance of Risk Factors related to Noncommunicable Diseases: Current status of global data*. Geneva: WHO.

Youth: Smoked one or more cigarette(s) in the past thirty days; Takakura, M., Nagayama, T., Sakihara, S. and Wilcox, C. (2001). Patterns of health-risk behavior among Japanese high school students. *Journal of School Health* 71(1): 23-29.

Health professional: Current smokers (smoking every day or occasionally); Ohida, T., Sakurai, H., Mochizuki, Y., Kamal, M.M., Takemura, S., Minowa, M. and Kawahara, K. (2001). Smoking prevalence and attitudes toward smoking among Japanese physicians. *Journal of the American Medical Association* 285(20): 2643-2648.

**TOBACCO ECONOMY**

**Annual per capita Consumption, Three Year Moving Average, 1970 = 100**



**Annual Cigarette Consumption**

Year	Per capita Consumption (cigarette sticks)	Total Consumption (millions of cigarette sticks)
1970	2810	222721
1980	3450	308072
1990	3037	306124
1995	2905	306341
2000	3023	327710

**Annual Tobacco Trade and Agriculture Statistics**

	Unit of Measurement	1970	1980	1990	1995	2000
Cigarette imports	sticks in millions	1740	5054	41405	57530	83520
Cigarette exports	sticks in millions	58	159	5336	13977	13775
Tobacco leaf imports	metric tons	36274	65178	80092	115071	93928
Tobacco leaf exports (% of total exports)	metric tons (%)	4865 (0.04%)	6 (0.00%)	8 (0.00%)	579 (0.00%)	32 (0.00%)
Cigarette production	sticks in millions	221039	303177	270055	262788	257965
Tobacco leaf production	metric tons	150900	141400	80500	70391	60803
Land devoted to tobacco growing (% of agricultural land)	hectares (%)	71000 (1.06%)	60800 (1.00%)	30000 (0.53%)	26358 (0.48%)	23991 (0.46%)
Employment in tobacco manufacturing	people	-	-	9000	15000	-

**Retail Price of 20 Cigarettes with Tax**

Type	US \$	Local
Domestic brand	\$2.16	255.00
Foreign brand	\$2.37	280.00

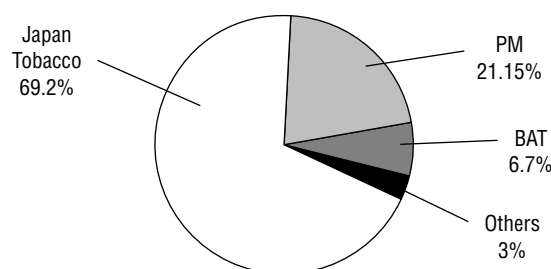
Source: EIU, September 2002

**Cigarette Taxes and Duties**

Excise tax	7252 LCU/1000 cigs
Sales tax	5%
Special tobacco tax	820 LCU/1000 cigs

Source: ERC

**Market Share by Cigarette Manufacturer, 2000**



Source: TMA

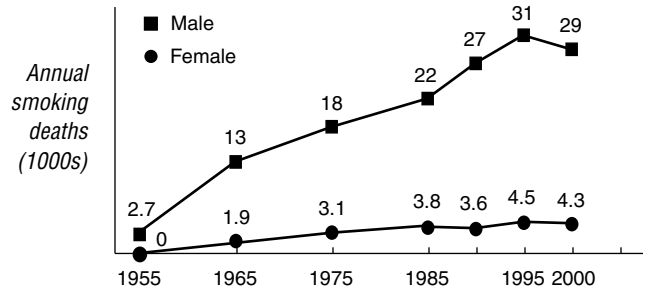
## SMOKING-ATTRIBUTED DISEASE IMPACT

Numbers of Deaths Attributed to Smoking/Total Deaths (thousands), 2000

Cause	Males (by age)			Females (by age)		
	0-34	35-69	70+	0-34	35-69	70+
Lung cancer	-/0.1	11/14	22/25	-/0.0	2.0/4.6	6.3/10
All cancer	-/1.4	18/76	33/101	-/1.3	2.4/42	7.8/73
Vascular	-/1.5	5.7/43	10/100	-/0.6	0.9/18	4.8/135
Respiratory	-/0.6	2.1/10	13/65	-/0.4	0.4/4.1	4.6/54
All other	-/12	2.7/54	4.4/61	-/5.7	0.5/21	2.3/80
All causes	-/15	29/184	60/327	-/8.1	4.3/85	19/343

Source: Peto, Lopez, et al., 1992, 1994 (update 2003)

Smoking-Attributed Numbers of Deaths per Year, Ages 35-69 Only



## INFRASTRUCTURE FOR TOBACCO CONTROL

### National Tobacco Control Provisions

Tobacco Bans and Restrictions	Not				Tobacco Requirements and Regulations	Not			
	Banned	Restricted	Regulated	Unknown		Required	Regulated	Regulated	Unknown
Advertising in certain media			X		Advertising health warnings/messages	X			
Advertising to certain audiences			X		Age verification for sales			X	
Advertising in certain locations			X		Manufacturing licensure			X	
Advertisement content or design			X		Package health warning/message	X			
Sponsorship or promotion for certain audiences			X		Label design on packaging			X	
Sponsorship advertising of events			X		Ingredient/constituent information on package label	X			
Brand stretching			X		Amount of tar			X	
Sales to minors	X				Amount of nicotine			X	
Sales by minors			X		Amount of other ingredients/constituents			X	
Place of sales			X		Product constituents as confidential information			X	
Vending machines		X			Product constituents as public information			X	
Free products			X		Constituent disclosure by brand			X	
Single cigarette sales			X		Constituent disclosure in the aggregate			X	
Misleading information on packaging			X						
Smoking in government buildings (incl. worksites)		X			<b>Other Provisions</b>	<b>Yes</b>	<b>No</b>	<b>Unknown</b>	
Smoking in private worksites		X			National tobacco control committee		X		
Smoking in educational facilities		X			Tobacco control education/promotion		X		
Smoking in health care facilities		X			Anti-smuggling provisions		X		
Smoking on buses		X			Litigation enabling provisions		X		
Smoking on trains			X						
Smoking in taxis			X						
Smoking on ferries			X						
Smoking on domestic air flights			X						
Smoking on international air flights			X						
Smoking in restaurants			X						
Smoking in nightclubs and bars			X						
Smoking in other public places				X					

Refer to Appendix B for more information about national tobacco control provisions.