

## Population (millions)

	1995	2000	2025	2050
All adults, ages 15+	1.999	2.000	1.813	1.482
Female adults	1.097	1.099	0.980	0.791
All youth, ages 0-14	0.517	0.421	0.277	0.262
Female youth	0.253	0.206	0.135	0.127

Source: United Nations Population Division, World Population Prospects 1950-2050 (2000 revision)

## Real GDP per capita (PPP), US Dollars

1975	5272
1980	6490
1985	7162
1990	6436
1995	5026
2000	6263

Source: World Health Report 2002

## SMOKING PREVALENCE

Adult, 1999		Youth (15-16 Year Olds), 1999		Health Professionals, 1993	
Males	49.1	Males	38	Physicians	59
Females	13	Females	23	Nurses	26
Overall	29.2	Overall	30		

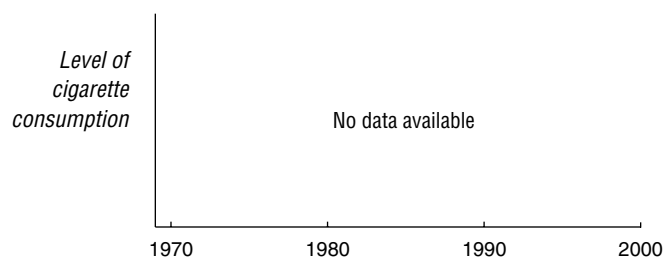
Adult: Smoking; Regional Survey of Country-specific Data. Reported in World Health Organization. (2002). *European Country Profiles on Tobacco Control, 2001*. Copenhagen: WHO Regional Office for Europe.

Youth: Lifetime use of cigarettes, 40 times or more; Hibbell, B., Andersson, B., Ahlström, S., Balakireva, O., Bjarnson, T., Kokkevi, A. and Morgan, M. (2000). *The 1999 ESPAD (European School Survey Project on Alcohol and Drugs) Report*. Stockholm: The Swedish Council for Information on Alcohol and Other Drugs. Available at URL: [http://www.can.se/in\\_english/pdf/espasummary.pdf](http://www.can.se/in_english/pdf/espasummary.pdf).

Health professional: Current smoking; World Health Organization. (1997). *Tobacco or health: a global status report*. Geneva: WHO.

## TOBACCO ECONOMY

## Annual per capita Consumption, Three Year Moving Average



## Annual Cigarette Consumption

Year	Per capita Consumption (cigarette sticks)	Total Consumption (millions of cigarette sticks)
1970	-	-
1980	-	-
1990	-	-
1995	-	-
2000	-	-

## Annual Tobacco Trade and Agriculture Statistics

	Unit of Measurement	1970	1980	1990	1995	2000
Cigarette imports	sticks in millions	-	-	-	185	2882
Cigarette exports	sticks in millions	-	-	-	2128	1386
Tobacco leaf imports	metric tons	-	-	-	1411	1934
Tobacco leaf exports (% of total exports)	metric tons (%)	- (-)	- (-)	- (-)	84 (0.01%)	49 (0.01%)
Cigarette production	sticks in millions	-	-	5209	2101	-
Tobacco leaf production	metric tons	-	-	-	-	-
Land devoted to tobacco growing (% of agricultural land)	hectares (%)	- (-)	- (-)	- (-)	- (-)	- (-)
Employment in tobacco manufacturing	people	-	-	358	-	-

## Retail Price of 20 Cigarettes with Tax

Type	US \$	Local
MPPC	\$0.48	0.30

Source: TJI, 2001

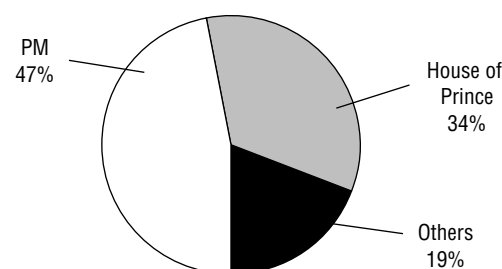
## Cigarette Taxes and Duties

Excise tax	5.1 LCU/1000 filtered cigs; 6.1 LCU/1000 plain cigs
Sales tax	18%
Import duty	25% (10% EU nations; 12% other WTO agreement countries)

Imports from Estonia and Lithuania are duty free

Source: ERC

## Market Share by Cigarette Manufacturer, 2000



Source: ERC

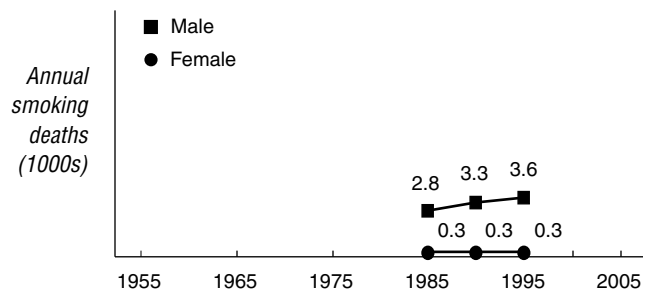
## SMOKING-ATTRIBUTED DISEASE IMPACT

Numbers of Deaths Attributed to Smoking/Total Deaths, 2000

Cause	Males (by age)			Females (by age)		
	0-34	35-69	70+	0-34	35-69	70+
Lung cancer	-/4	542/575	266/291	-/2	15/65	52/102
All cancer	-/51	881/1773	410/1177	-/38	18/1175	67/1355
Vascular	-/86	1228/3644	487/3980	-/18	36/1752	199/8386
Respiratory	-/23	182/363	83/168	-/5	5/110	37/187
All other	-/928	350/3068	74/894	-/312	13/1070	31/1642
All causes	-/1088	2641/8848	1054/6219	-/373	72/4107	334/11570

Source: Peto, Lopez, et al., 1992, 1994 (update 2003)

Smoking-Attributed Numbers of Deaths per Year, Ages 35-69 Only



## INFRASTRUCTURE FOR TOBACCO CONTROL

National Tobacco Control Provisions

Tobacco Bans and Restrictions	Not				Tobacco Requirements and Regulations	Not			
	Banned	Restricted	Regulated	Unknown		Required	Regulated	Regulated	Unknown
Advertising in certain media		X			Advertising health warnings/messages	X			
Advertising to certain audiences			X		Age verification for sales	X			
Advertising in certain locations		X			Manufacturing licensure	X			
Advertisement content or design		X			Package health warning/message	X			
Sponsorship or promotion for certain audiences			X		Label design on packaging		X		
Sponsorship advertising of events				X	Ingredient/constituent information on package label	X			
Brand stretching			X		Amount of tar		X		
Sales to minors	X				Amount of nicotine		X		
Sales by minors				X	Amount of other ingredients/constituents			X	
Place of sales		X			Product constituents as confidential information				X
Vending machines	X				Product constituents as public information				X
Free products	X				Constituent disclosure by brand				X
Single cigarette sales		X			Constituent disclosure in the aggregate				X
Misleading information on packaging				X					
Smoking in government buildings (incl. worksites)		X			<b>Other Provisions</b>	<b>Yes</b>	<b>No</b>	<b>Unknown</b>	
Smoking in private worksites		X			National tobacco control committee		X		
Smoking in educational facilities	X				Tobacco control education/promotion			X	
Smoking in health care facilities	X				Anti-smuggling provisions			X	
Smoking on buses	X				Litigation enabling provisions			X	
Smoking on trains		X							
Smoking in taxis	X								
Smoking on ferries	X								
Smoking on domestic air flights	X								
Smoking on international air flights		X							
Smoking in restaurants		X							
Smoking in nightclubs and bars		X							
Smoking in other public places		X							

Refer to Appendix B for more information about national tobacco control provisions.