

Population (millions)

	1995	2000	2025	2050
All adults, ages 15+	2.771	2.911	3.556	3.682
Female adults	1.425	1.495	1.822	1.890
All youth, ages 0-14	0.833	0.867	0.746	0.757
Female youth	0.405	0.422	0.362	0.367

Source: United Nations Population Division, World Population Prospects 1950-2050 (2000 revision)

Real GDP per capita (PPP), US Dollars

1975	15512
1980	15550
1985	17100
1990	16916
1995	18333
2000	20100

Source: World Health Report 2002

SMOKING PREVALENCE

Adult (15 Years & Older), 2001

Males	25.1
Females	24.8
Overall	24.9

Youth (14-15 Year Olds), 2001

Males	16.3
Females	22

Physicians, 1996

Males	5
Females	5

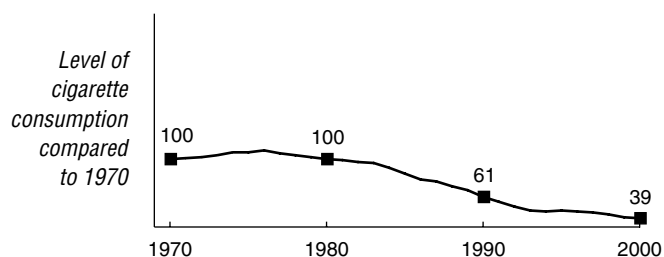
Adult: Cigarette smoking; Ministry of Health. (2002). *Tobacco Facts. Public Health Intelligence Occasional Report, No.2*. Wellington,: Author.

Youth: Daily or at least weekly smoking; Ministry of Health. (2002). *Tobacco Facts. Public Health Intelligence Occasional Report, No.2*. Wellington: Author.

Health professional: Regular smoking (one or more cigarettes daily, excluding cigars, pipes & cigarillos) measured by the New Zealand population census; Hay, D.R. (1998). Cigarette smoking by New Zealand doctors and nurses. *New Zealand Medical Journal* 111(1062): 102-104.

TOBACCO ECONOMY

Annual per capita Consumption, Three Year Moving Average, 1970 = 100



Annual Cigarette Consumption

Year	Per capita Consumption (cigarette sticks)	Total Consumption (millions of cigarette sticks)
1970	2788	5364
1980	2710	6182
1990	1724	4438
1995	1202	3331
2000	997	2903

Annual Tobacco Trade and Agriculture Statistics

	Unit of Measurement	1970	1980	1990	1995	2000
Cigarette imports	sticks in millions	52	62	32	89	387
Cigarette exports	sticks in millions	52	156	83	96	184
Tobacco leaf imports	metric tons	2155	3506	3286	3142	3343
Tobacco leaf exports (% of total exports)	metric tons (%)	2 (0.00%)	13 (0.00%)	8 (0.00%)	30 (0.00%)	24 (0.00%)
Cigarette production	sticks in millions	5364	6276	4489	3338	2700
Tobacco leaf production	metric tons	3248	3250	825	200	-
Land devoted to tobacco growing (% of agricultural land)	hectares (%)	2033 (0.01%)	1513 (0.01%)	450 (0.00%)	150 (0.00%)	- (-)
Employment in tobacco manufacturing	people	1170	1157	820	490	-

Retail Price of 20 Cigarettes with Tax

Type	US \$	Local
Domestic brand	\$4.21	9.02
Foreign brand	\$4.30	9.20

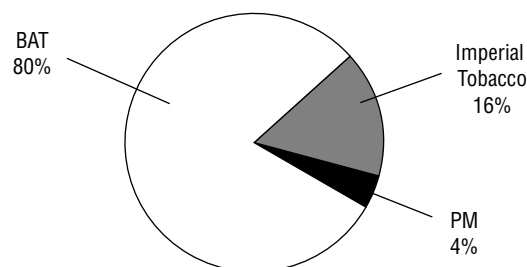
Source: EIU, September 2002

Cigarette Taxes and Duties

Excise tax	246.95-308.69 LCU/kg based on tobacco content
Sales tax	12.5%

Source: ERC

Market Share by Cigarette Manufacturer, 2000



Source: TMA

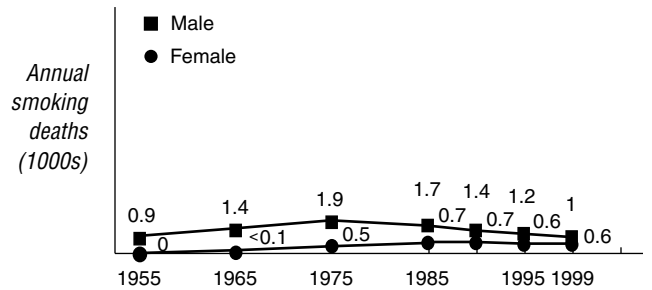
SMOKING-ATTRIBUTED DISEASE IMPACT

Numbers of Deaths Attributed to Smoking/Total Deaths (thousands), 1999

Cause	Males (by age)			Females (by age)		
	0-34	35-69	70+	0-34	35-69	70+
Lung cancer	-/0.0	0.3/0.4	0.5/0.5	-/0.0	0.2/0.3	0.2/0.3
All cancer	-/0.1	0.5/1.6	0.7/2.4	-/0.1	0.3/1.5	0.3/2.0
Vascular	-/0.0	0.3/1.6	0.4/4.2	-/0.0	0.2/0.7	0.4/5.2
Respiratory	-/0.0	0.1/0.2	0.6/1.1	-/0.0	0.1/0.2	0.5/1.2
All other	-/0.8	0.1/1.0	0.1/1.3	-/0.4	0.1/0.6	0.1/2.0
All causes	-/1.0	1.0/4.5	1.8/8.9	-/0.5	0.6/3.0	1.4/10

Source: Peto, Lopez, et al., 1992, 1994 (update 2003)

Smoking-Attributed Numbers of Deaths per Year, Ages 35-69 Only



INFRASTRUCTURE FOR TOBACCO CONTROL

National Tobacco Control Provisions

Tobacco Bans and Restrictions	Not				Tobacco Requirements and Regulations	Not			
	Banned	Restricted	Regulated	Unknown		Required	Regulated	Regulated	Unknown
Advertising in certain media		X			Advertising health warnings/messages			X	
Advertising to certain audiences			X		Age verification for sales			X	
Advertising in certain locations		X			Manufacturing licensure				X
Advertisement content or design		X			Package health warning/message	X			
Sponsorship or promotion for certain audiences			X		Label design on packaging		X		
Sponsorship advertising of events		X			Ingredient/constituent information on package label	X			
Brand stretching		X			Amount of tar			X	
Sales to minors	X				Amount of nicotine			X	
Sales by minors			X		Amount of other ingredients/constituents			X	
Place of sales			X		Product constituents as confidential information			X	
Vending machines		X			Product constituents as public information		X		
Free products	X				Constituent disclosure by brand		X		
Single cigarette sales	X				Constituent disclosure in the aggregate			X	
Misleading information on packaging			X						
Smoking in government buildings (incl. worksites)		X			Other Provisions	Yes	No	Unknown	
Smoking in private worksites		X			National tobacco control committee		X		
Smoking in educational facilities		X			Tobacco control education/promotion	X			
Smoking in health care facilities	X				Anti-smuggling provisions			X	
Smoking on buses	X				Litigation enabling provisions		X		
Smoking on trains		X							
Smoking in taxis	X								
Smoking on ferries		X							
Smoking on domestic air flights	X								
Smoking on international air flights			X						
Smoking in restaurants		X							
Smoking in nightclubs and bars		X							
Smoking in other public places		X							

Refer to Appendix B for more information about national tobacco control provisions.