

Population (millions)

	1995	2000	2025	2050
All adults, ages 15+	3.510	3.586	4.042	4.096
Female adults	1.790	1.827	2.054	2.101
All youth, ages 0-14	0.849	0.883	0.758	0.784
Female youth	0.413	0.430	0.369	0.381

Source: United Nations Population Division, World Population Prospects 1950-2050 (2000 revision)

Real GDP per capita (PPP), US Dollars

1975	14344
1980	17817
1985	20449
1990	21749
1995	25362
2000	28951

Source: World Health Report 2002

SMOKING PREVALENCE

Adult (16-74 Year Olds), 1999-2000

Males	31
Females	32
Overall	32

Youth (15-16 Year Olds), 1999

Males	31
Females	34
Overall	33

Physicians, 1993

Males	14
Females	8

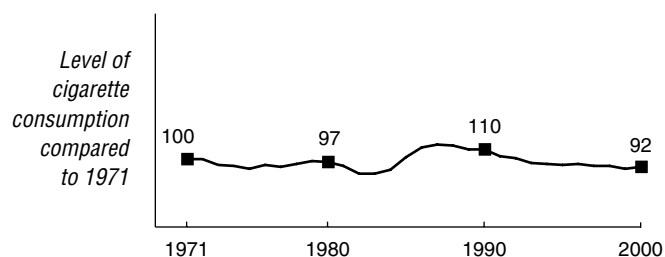
Adult: Daily smokers; Interview survey, Statistics Norway. Reported in World Health Organization. (2002). *European Country Profiles on Tobacco Control, 2001*. Copenhagen: WHO Regional Office for Europe.

Youth: Lifetime use of cigarettes, 40 times or more; Hibbell, B., Andersson, B., Ahlström, S., Balakireva, O., Bjarnson, T., Kokkevi, A. and Morgan, M. (2000). *The 1999 ESPAD (European School Survey Project on Alcohol and Drugs) Report*. Stockholm: The Swedish Council for Information on Alcohol and Other Drugs. Available at URL: http://www.can.se/in_english/pdf/espadsurvey.pdf.

Health professional: Daily smoking; Aasland, O.G. and Nylenna, M. (1997). [Physicians who smoke. A survey of smoking habits and life style of Norwegian physicians]. *Tidsskrift for den Norske Laegeforening* 117: 332-337.

TOBACCO ECONOMY

Annual per capita Consumption, Three Year Moving Average, 1971 = 100



Annual Cigarette Consumption

Year	Per capita Consumption (cigarette sticks)	Total Consumption (millions of cigarette sticks)
1971	824	2433
1980	846	2690
1990	856	2943
1995	757	2656
2000	721	2586

Annual Tobacco Trade and Agriculture Statistics

	Unit of Measurement	1970	1980	1990	1995	2000
Cigarette imports	sticks in millions	1593	1877	1522	1363	1217
Cigarette exports	sticks in millions	52	7	70	35	11
Tobacco leaf imports	metric tons	6035	6472	4970	3990	5349
Tobacco leaf exports (% of total exports)	metric tons (%)	117 (0.00%)	207 (0.00%)	458 (0.00%)	667 (0.00%)	209 (0.00%)
Cigarette production	sticks in millions	-	820	1491	1328	1380
Tobacco leaf production	metric tons	-	-	-	-	-
Land devoted to tobacco growing (% of agricultural land)	hectares (%)	- (-)	- (-)	- (-)	- (-)	- (-)
Employment in tobacco manufacturing	people	1500	1100	596	-	-

Retail Price of 20 Cigarettes with Tax

Type	US \$	Local
Domestic brand	\$8.37	62.00
Foreign brand	\$8.37	62.00

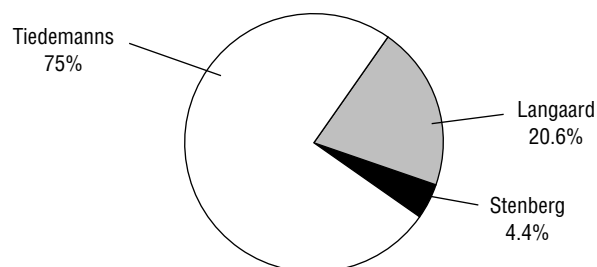
Source: EIU, September 2002

Cigarette Taxes and Duties

Excise tax	167 LCU/100 cigs
Sales tax	23%
Import duty	17 LCU/kg
Imports from EFTA countries are duty free	

Source: ERC

Market Share by Cigarette Manufacturer, 2000



Source: ERC

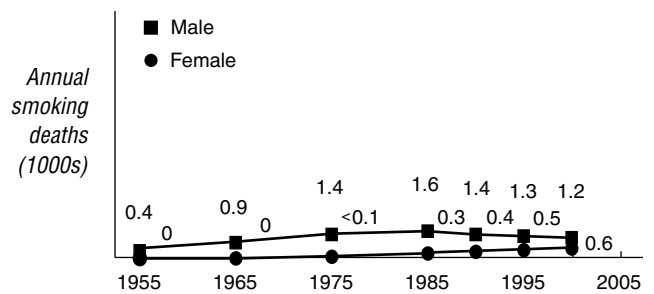
SMOKING-ATTRIBUTED DISEASE IMPACT

Numbers of Deaths Attributed to Smoking/Total Deaths (thousands), 2000

Cause	Males (by age)			Females (by age)		
	0-34	35-69	70+	0-34	35-69	70+
Lung cancer	-/0.0	0.4/0.5	0.6/0.6	-/0.0	0.2/0.3	0.3/0.4
All cancer	-/0.1	0.6/1.8	0.9/3.6	-/0.1	0.3/1.6	0.4/3.3
Vascular	-/0.0	0.3/1.6	0.6/7.1	-/0.0	0.1/0.6	0.5/8.9
Respiratory	-/0.0	0.1/0.2	0.6/1.8	-/0.0	0.1/0.2	0.5/2.1
All other	-/0.8	0.2/1.6	0.2/3.0	-/0.3	0.1/0.7	0.2/4.5
All causes	-/0.9	1.2/5.3	2.3/15	-/0.4	0.6/3.1	1.5/19

Source: Peto, Lopez, et al., 1992, 1994 (update 2003)

Smoking-Attributed Numbers of Deaths per Year, Ages 35-69 Only



INFRASTRUCTURE FOR TOBACCO CONTROL

National Tobacco Control Provisions

Tobacco Bans and Restrictions	Not				Tobacco Requirements and Regulations	Not			
	Banned	Restricted	Regulated	Unknown		Required	Regulated	Regulated	Unknown
Advertising in certain media	X				Advertising health warnings/messages	N/A			
Advertising to certain audiences	X				Age verification for sales	X			
Advertising in certain locations	X				Manufacturing licensure			X	
Advertisement content or design	N/A				Package health warning/message	X			
Sponsorship or promotion for certain audiences	X				Label design on packaging		X		
Sponsorship advertising of events	X				Ingredient/constituent information on package label			X	
Brand stretching	X				Amount of tar		X		
Sales to minors	X				Amount of nicotine		X		
Sales by minors		X			Amount of other ingredients/constituents			X	
Place of sales			X		Product constituents as confidential information		X		
Vending machines	X				Product constituents as public information			X	
Free products	X				Constituent disclosure by brand			X	
Single cigarette sales		X			Constituent disclosure in the aggregate			X	
Misleading information on packaging	X								
Smoking in government buildings (incl. worksites)		X			Other Provisions	Yes	No	Unknown	
Smoking in private worksites		X			National tobacco control committee	X			
Smoking in educational facilities		X			Tobacco control education/promotion		X		
Smoking in health care facilities		X			Anti-smuggling provisions			X	
Smoking on buses	X				Litigation enabling provisions		X		
Smoking on trains		X							
Smoking in taxis	X								
Smoking on ferries		X							
Smoking on domestic air flights	X								
Smoking on international air flights			X						
Smoking in restaurants		X							
Smoking in nightclubs and bars		X							
Smoking in other public places		X							

Refer to Appendix B for more information about national tobacco control provisions.