

Population (millions)

	1995	2000	2025	2050
All adults, ages 15+	29.795	31.210	31.798	28.115
Female adults	15.516	16.240	16.599	14.658
All youth, ages 0-14	8.800	7.395	5.456	5.255
Female youth	4.297	3.604	2.651	2.553

Source: United Nations Population Division, World Population Prospects 1950-2050 (2000 revision)

Real GDP per capita (PPP), US Dollars

	1975	1980	1985	1990	1995	2000
	6665	6765	6410	6134	6746	8631

Source: World Health Report 2002

SMOKING PREVALENCE

Adult (15 Years & Older), 1997-1999

Males	42
Females	23
Overall	34

Youth (13-15 Year Olds), 1999

Males	27
Females	20
Overall	24

Physicians, 1995

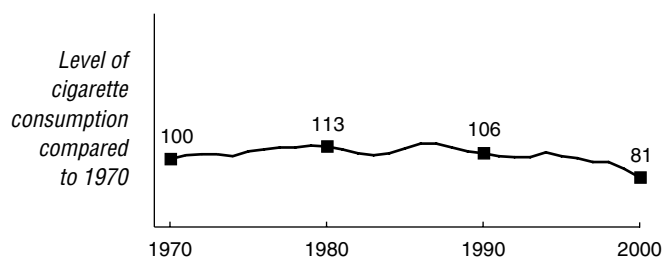
Males	24
Females	16

Adult: Daily smokers; Nationwide survey on smoking behaviours and attitudes. Annual national randomized surveys of adults. Reported in World Health Organization. (2002). *European Country Profiles on Tobacco Control, 2001*. Copenhagen: WHO Regional Office for Europe.Youth: Schoolchildren who had smoked at least one cigarette during the previous month; *Polish Youth Tobacco Survey, 1999* (part of WHO Global Youth Tobacco Survey). Reported in World Health Organization. (2002). *European Country Profiles on Tobacco Control, 2001*. Copenhagen: WHO Regional Office for Europe.

Health professional: Regular daily smoking; Information provided by Martyna Kuptel in the WHO European Region's Tobacco Questionnaire 1996/1997.

TOBACCO ECONOMY

Annual per capita Consumption, Three Year Moving Average, 1970 = 100



Annual Cigarette Consumption

Year	Per capita Consumption (cigarette sticks)	Total Consumption (millions of cigarette sticks)
1970	2900	69193
1980	3520	94859
1990	3383	96532
1995	3303	98400
2000	2395	74751

Annual Tobacco Trade and Agriculture Statistics

	Unit of Measurement	1970	1980	1990	1995	2000
Cigarette imports	sticks in millions	-	1413	5032	1550	87
Cigarette exports	sticks in millions	-	-	-	4150	8776
Tobacco leaf imports	metric tons	3544	23099	15465	44548	23335
Tobacco leaf exports (% of total exports)	metric tons (%)	9636 (-)	8894 (0.14%)	10469 (0.14%)	583 (0.01%)	3944 (0.02%)
Cigarette production	sticks in millions	69193	93446	91500	101000	83440
Tobacco leaf production	metric tons	85000	56259	59000	39750	29545
Land devoted to tobacco growing (% of agricultural land)	hectares (%)	47000 (0.24%)	51680 (0.27%)	27527 (0.15%)	18554 (0.10%)	14057 (0.08%)
Employment in tobacco manufacturing	people	11000	10000	10000	14460	-

Retail Price of 20 Cigarettes with Tax

Type	US \$	Local
Domestic brand	\$1.13	4.69
Foreign brand	\$1.51	6.29

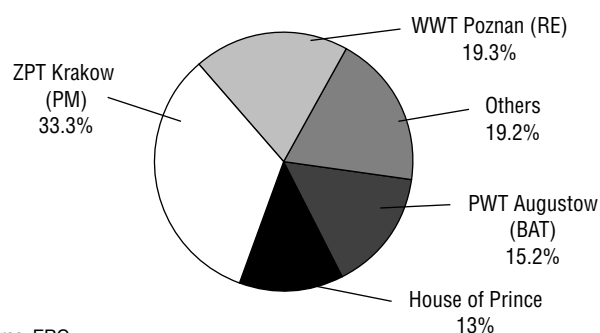
Source: EIU, September 2002

Cigarette Taxes and Duties

Excise tax	50 LCU/1000 cigs + 25%
Sales tax	22%
Import duty	90% (min 9 ECU/1000 cigs) if within yearly quota
Import duty	173% (min 19 ECU/1000 cigs) if over yearly quota

Source: ERC

Market Share by Cigarette Manufacturer, 2000



Source: ERC

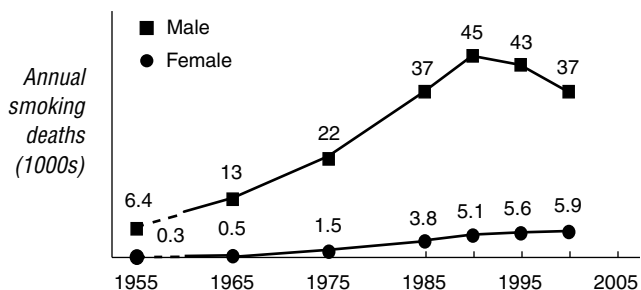
SMOKING-ATTRIBUTED DISEASE IMPACT

Numbers of Deaths Attributed to Smoking/Total Deaths (thousands), 2000

Cause	Males (by age)			Females (by age)		
	0-34	35-69	70+	0-34	35-69	70+
Lung cancer	-/0.0	9.5/10	5.5/6.0	-/0.0	1.7/2.4	1.0/1.7
All cancer	-/0.7	15/27	8.2/20	-/0.5	2.2/18	1.4/18
Vascular	-/0.6	13/35	7.2/48	-/0.2	2.2/15	2.8/76
Respiratory	-/0.2	2.2/3.5	3.1/6.8	-/0.1	0.5/1.5	0.9/6.2
All other	-/8.5	6.2/30	1.8/15	-/3.1	1.0/9.9	0.7/24
All causes	-/10	37/95	20/90	-/4.0	5.9/44	5.8/124

Source: Peto, Lopez, et al., 1992, 1994 (update 2003)

Smoking-Attributed Numbers of Deaths per Year, Ages 35-69 Only



INFRASTRUCTURE FOR TOBACCO CONTROL

National Tobacco Control Provisions

Tobacco Bans and Restrictions	Not				Tobacco Requirements and Regulations	Not			
	Banned	Restricted	Regulated	Unknown		Required	Regulated	Regulated	Unknown
Advertising in certain media	X				Advertising health warnings/messages				X
Advertising to certain audiences	X				Age verification for sales			X	
Advertising in certain locations		X			Manufacturing licensure	X			
Advertisement content or design				X	Package health warning/message	X			
Sponsorship or promotion for certain audiences	X				Label design on packaging		X		
Sponsorship advertising of events	X				Ingredient/constituent information on package label	X			
Brand stretching	X				Amount of tar		X		
Sales to minors	X				Amount of nicotine		X		
Sales by minors			X		Amount of other ingredients/constituents			X	
Place of sales		X			Product constituents as confidential information			X	
Vending machines	X				Product constituents as public information			X	
Free products			X		Constituent disclosure by brand			X	
Single cigarette sales	X				Constituent disclosure in the aggregate			X	
Misleading information on packaging			X						
Smoking in government buildings (incl. worksites)	X								
Smoking in private worksites	X								
Smoking in educational facilities	X								
Smoking in health care facilities	X								
Smoking on buses	X								
Smoking on trains		X							
Smoking in taxis	X								
Smoking on ferries		X							
Smoking on domestic air flights	X								
Smoking on international air flights	X								
Smoking in restaurants		X							
Smoking in nightclubs and bars		X							
Smoking in other public places		X							

Other Provisions	Yes	No	Unknown
National tobacco control committee	X		
Tobacco control education/promotion		X	
Anti-smuggling provisions		X	
Litigation enabling provisions		X	

Refer to Appendix B for more information about national tobacco control provisions.