

Population (millions)

	1995	2000	2025	2050
All adults, ages 15+	33.131	34.036	33.251	27.715
Female adults	17.077	17.553	17.169	14.483
All youth, ages 0-14	6.606	5.874	4.145	3.567
Female youth	3.212	2.847	2.001	1.722

Source: United Nations Population Division, World Population Prospects 1950-2050 (2000 revision)

Real GDP per capita (PPP), US Dollars

1975	11011
1980	11390
1985	11886
1990	14495
1995	15322
2000	18087

Source: World Health Report 2002

SMOKING PREVALENCE

Adult (16 Years & Older), 2001

Males	39.1
Females	24.6

Youth (14-18 Year Olds), 2000

Males	25.2
Females	35.8

Doctors, 1995

Males	37.4
Females	31.6
Overall	34.7

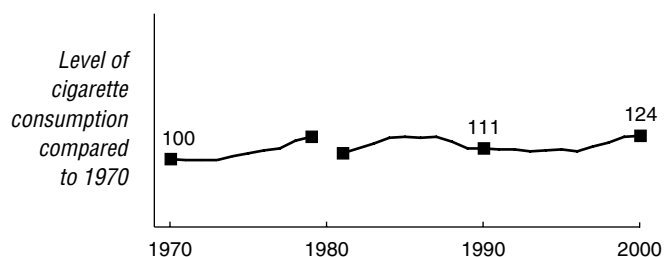
Adult: Current daily smokers; Ministerio de Sanidad y Consumo. (in press). *Encuesta Nacional de Salud de España 2001*. Reported in Strong, K. and Bonita, R. (2003). *The SuRF Report 1. Surveillance of Risk Factors related to Noncommunicable Diseases: Current status of global data*. Geneva: WHO.

Youth: Regular smokers; Encuesta sobre Drogas a la Población Escolar, 2000 (Plan Nacional de Drogas). Reported in World Health Organization. (2002). *European Country Profiles on Tobacco Control, 2001*. Copenhagen: WHO Regional Office for Europe.

Health professional: Regular daily smoking among public sector doctors in Madrid; Regional Office of Oncological Coordination. Regional Ministry of Health and Social Services. (1995). *Knowledge and attitudes regarding tobacco of public sector doctors in the community of Madrid, Appendix XIV*. Madrid: Author.

TOBACCO ECONOMY

Annual per capita Consumption, Three Year Moving Average, 1970 = 100



Annual Cigarette Consumption

Year	Per capita Consumption (cigarette sticks)	Total Consumption (millions of cigarette sticks)
1970	2243	54604
1980	-	-
1990	2400	76064
1995	2469	81797
2000	2909	99005

Annual Tobacco Trade and Agriculture Statistics

	Unit of Measurement	1970	1980	1990	1995	2000
Cigarette imports	sticks in millions	4512	6634	906	7146	29416
Cigarette exports	sticks in millions	402	916	837	4025	5210
Tobacco leaf imports	metric tons	53679	77090	70629	48413	61747
Tobacco leaf exports (% of total exports)	metric tons (%)	133 (0.01%)	7490 (0.05%)	17196 (0.04%)	23408 (0.04%)	31995 (0.07%)
Cigarette production	sticks in millions	50494	-	75995	78676	74799
Tobacco leaf production	metric tons	26100	36800	43178	42915	42908
Land devoted to tobacco growing (% of agricultural land)	hectares (%)	15300 (0.05%)	19500 (0.06%)	21093 (0.07%)	17398 (0.06%)	14078 (0.05%)
Employment in tobacco manufacturing	people	11000	12000	8607	9293	-

Retail Price of 20 Cigarettes with Tax

Type	US \$	Local
Domestic brand	\$1.39	1.40
Foreign brand	\$2.38	2.40

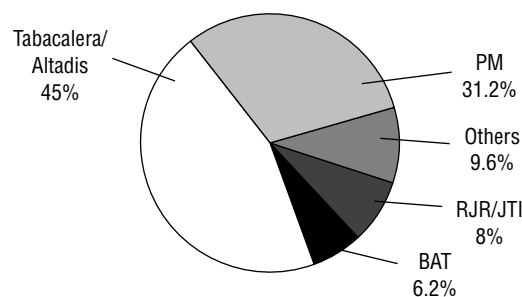
Source: EIU, September 2002

Cigarette Taxes and Duties

Excise tax	500 LCU/1000 cigs
Excise tax	54% of retail price
Sales tax	16%

Source: ERC

Market Share by Cigarette Manufacturer, 2000



Source: ERC

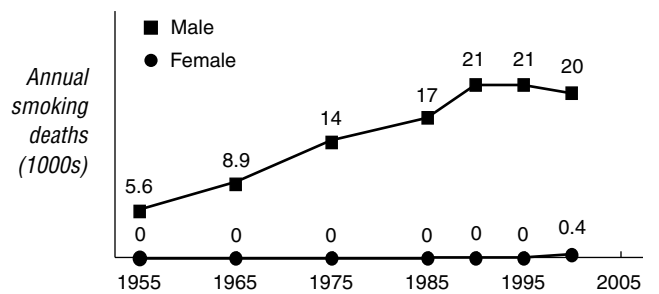
## SMOKING-ATTRIBUTED DISEASE IMPACT

Numbers of Deaths Attributed to Smoking/Total Deaths (thousands), 2000

Cause	Males (by age)			Females (by age)		
	0-34	35-69	70+	0-34	35-69	70+
Lung cancer	-/0.0	7.1/7.7	6.9/7.7	-/0.0	0.2/0.9	0.0/1.0
All cancer	-/0.6	11/24	11/33	-/0.5	0.2/12	0.0/22
Vascular	-/0.4	3.9/15	4.4/42	-/0.2	0.1/5.4	0.0/63
Respiratory	-/0.2	1.9/3.9	8.2/20	-/0.1	0.0/1.2	0.0/16
All other	-/6.7	2.5/16	2.5/28	-/2.5	0.1/6.6	0.0/42
All causes	-/8.0	20/59	26/123	-/3.3	0.4/25	0.0/143

Source: Peto, Lopez, et al., 1992, 1994 (update 2003)

Smoking-Attributed Numbers of Deaths per Year, Ages 35-69 Only



## INFRASTRUCTURE FOR TOBACCO CONTROL

National Tobacco Control Provisions

Tobacco Bans and Restrictions	Not				Tobacco Requirements and Regulations	Not			
	Banned	Restricted	Regulated	Unknown		Required	Regulated	Regulated	Unknown
Advertising in certain media		X			Advertising health warnings/messages			X	
Advertising to certain audiences			X		Age verification for sales			X	
Advertising in certain locations			X		Manufacturing licensure			X	
Advertisement content or design			X		Package health warning/message	X			
Sponsorship or promotion for certain audiences			X		Label design on packaging		X		
Sponsorship advertising of events			X		Ingredient/constituent information on package label	X			
Brand stretching			X		Amount of tar		X		
Sales to minors	X				Amount of nicotine		X		
Sales by minors			X		Amount of other ingredients/constituents			X	
Place of sales		X			Product constituents as confidential information			X	
Vending machines		X			Product constituents as public information		X		
Free products			X		Constituent disclosure by brand			X	
Single cigarette sales			X		Constituent disclosure in the aggregate			X	
Misleading information on packaging			X						
Smoking in government buildings (incl. worksites)		X			<b>Other Provisions</b>	<b>Yes</b>	<b>No</b>	<b>Unknown</b>	
Smoking in private worksites		X			National tobacco control committee	X			
Smoking in educational facilities	X				Tobacco control education/promotion	X			
Smoking in health care facilities	X				Anti-smuggling provisions	X			
Smoking on buses	X				Litigation enabling provisions		X		
Smoking on trains		X							
Smoking in taxis		X							
Smoking on ferries		X							
Smoking on domestic air flights	X								
Smoking on international air flights		X							
Smoking in restaurants			X						
Smoking in nightclubs and bars			X						
Smoking in other public places		X							

Refer to Appendix B for more information about national tobacco control provisions.