

Population (millions)

	1995	2000	2025	2050
All adults, ages 15+	5.899	5.976	5.895	4.905
Female adults	3.006	3.041	3.012	2.545
All youth, ages 0-14	1.219	1.194	0.834	0.702
Female youth	0.595	0.583	0.407	0.343

Source: United Nations Population Division, World Population Prospects 1950-2050 (2000 revision)

Real GDP per capita (PPP), US Dollars

1975	21713
1980	23678
1985	24546
1990	26823
1995	25654
2000	27825

Source: World Health Report 2002

SMOKING PREVALENCE

Adult (35-74 Year Olds), 2000-2001

Males	26.9
Females	24.0

Youth (15 Year Olds), 1997-1998

Males	25
Females	25

Physicians, 1989

Males	20.1
Females	16.2

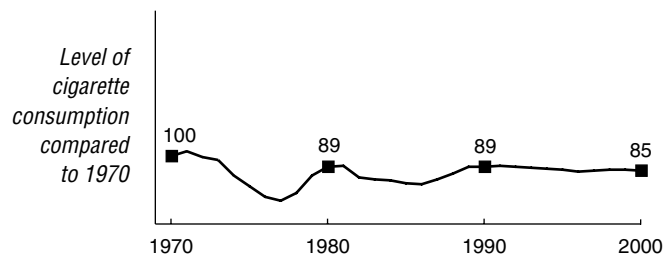
Adult: Current daily smokers in Geneva; Hôpitaux Universitaires de Genève, Division of Clinical Epidemiology. *Bus Santé Survey- Geneva*. Unpublished data from personal communication: Alfredo Morabia. Reported in Strong, K. and Bonita, R. (2003). *The SuRF Report 1. Surveillance of Risk Factors related to Noncommunicable Diseases: Current status of global data*. Geneva: WHO.

Youth: At least one cigarette smoked per week; Currie, C., Hurrelmann, K., Settertobulte, W., Smith, R. and Todd, J. (eds). (2000) *Health and Health Behaviour Among Young People* [International Report from the 1997/98 HBSC survey]. WHO Policy Series: Health policy for children and adolescents. Issue 1. Copenhagen: WHO Regional Office for Europe. Available at URL: <http://www.hbsc.org>.

Health professional: Regular daily smoking; Information provided by Brigitte Caretti in the WHO European Region's Tobacco Questionnaire 1996/1997.

TOBACCO ECONOMY

Annual per capita Consumption, Three Year Moving Average, 1970 = 100



Annual Cigarette Consumption

Year	Per capita Consumption (cigarette sticks)	Total Consumption (millions of cigarette sticks)
1970	3461	16322
1980	3696	18745
1990	3064	17406
1995	2928	17271
2000	2809	16785

Annual Tobacco Trade and Agriculture Statistics

	Unit of Measurement	1970	1980	1990	1995	2000
Cigarette imports	sticks in millions	1676	247	345	117	200
Cigarette exports	sticks in millions	14583	12766	14710	24822	17714
Tobacco leaf imports	metric tons	39297	25307	27950	37033	36889
Tobacco leaf exports (% of total exports)	metric tons (%)	3670 (0.16%)	8470 (0.09%)	7883 (0.07%)	10790 (0.07%)	6437 (0.04%)
Cigarette production	sticks in millions	29229	31264	31771	41976	34299
Tobacco leaf production	metric tons	1955	1261	1106	1594	1182
Land devoted to tobacco growing (% of agricultural land)	hectares (%)	799 (0.04%)	769 (0.04%)	670 (0.03%)	722 (0.05%)	651 (0.04%)
Employment in tobacco manufacturing	people	-	-	-	-	-

Retail Price of 20 Cigarettes with Tax

Type	US \$	Local
Domestic brand	\$3.27	4.80
Foreign brand	\$3.27	4.80

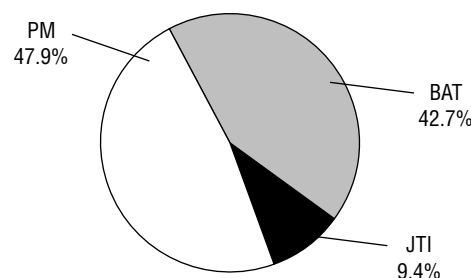
Source: EIU, September 2002

Cigarette Taxes and Duties

Excise tax	25% (min 0.1137 LCU/cig)
Excise tax	0.063165 LCU/cig
Excise tax	1.30 LCU/1000 cigs

Source: ERC

Market Share by Cigarette Manufacturer, 2000



Source: ERC

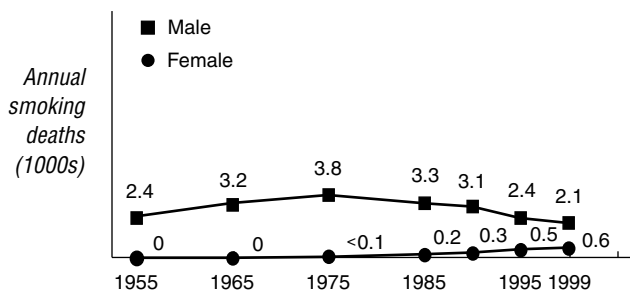
SMOKING-ATTRIBUTED DISEASE IMPACT

Numbers of Deaths Attributed to Smoking/Total Deaths (thousands), 1999

Cause	Males (by age)			Females (by age)		
	0-34	35-69	70+	0-34	35-69	70+
Lung cancer	-/0.0	0.8/0.9	0.9/1.0	-/0.0	0.2/0.4	0.2/0.4
All cancer	-/0.1	1.2/3.2	1.4/5.1	-/0.1	0.3/2.3	0.3/4.2
Vascular	-/0.0	0.4/2.4	0.7/8.9	-/0.0	0.1/0.9	0.4/13
Respiratory	-/0.0	0.2/0.4	0.8/2.2	-/0.0	0.1/0.2	0.3/2.0
All other	-/1.1	0.3/2.7	0.3/4.4	-/0.5	0.1/1.4	0.2/7.2
All causes	-/1.2	2.1/8.6	3.3/21	-/0.6	0.6/4.8	1.2/27

Source: Peto, Lopez, et al., 1992, 1994 (update 2003)

Smoking-Attributed Numbers of Deaths per Year, Ages 35-69 Only



INFRASTRUCTURE FOR TOBACCO CONTROL

National Tobacco Control Provisions

Tobacco Bans and Restrictions	Not				Tobacco Requirements and Regulations	Not			
	Banned	Restricted	Regulated	Unknown		Required	Regulated	Regulated	Unknown
Advertising in certain media		X			Advertising health warnings/messages			X	
Advertising to certain audiences	X				Age verification for sales				X
Advertising in certain locations		X			Manufacturing licensure	X			
Advertisement content or design		X			Package health warning/message	X			
Sponsorship or promotion for certain audiences	X				Label design on packaging		X		
Sponsorship advertising of events				X	Ingredient/constituent information on package label	X			
Brand stretching			X		Amount of tar		X		
Sales to minors			X		Amount of nicotine		X		
Sales by minors				X	Amount of other ingredients/constituents			X	
Place of sales				X	Product constituents as confidential information				X
Vending machines			X		Product constituents as public information				X
Free products		X			Constituent disclosure by brand				X
Single cigarette sales			X		Constituent disclosure in the aggregate				X
Misleading information on packaging				X					
Smoking in government buildings (incl. worksites)		X			Other Provisions	Yes	No	Unknown	
Smoking in private worksites		X			National tobacco control committee	X			
Smoking in educational facilities			X		Tobacco control education/promotion			X	
Smoking in health care facilities			X		Anti-smuggling provisions			X	
Smoking on buses			X		Litigation enabling provisions			X	
Smoking on trains			X						
Smoking in taxis			X						
Smoking on ferries				X					
Smoking on domestic air flights			X						
Smoking on international air flights			X						
Smoking in restaurants			X						
Smoking in nightclubs and bars			X						
Smoking in other public places				X					

Refer to Appendix B for more information about national tobacco control provisions.