

	Population (millions)			
	1995	2000	2025	2050
All adults, ages 15+	209.064	221.723	282.504	323.457
Female adults	107.183	113.557	144.487	165.880
All youth, ages 0-14	59.681	61.507	64.318	73.605
Female youth	29.140	30.018	31.356	35.890

Source: United Nations Population Division, World Population Prospects 1950-2050 (2000 revision)

Real GDP per capita (PPP), US Dollars	
1975	20198
1980	22576
1985	24201
1990	26405
1995	27848
2000	31759

Source: World Health Report 2002

SMOKING PREVALENCE

Adult (18 Years & Older), 2000		Youth, 2000		Health Professionals, 1991	
Males	25.7	Males	26.0	Physicians	3.3
Females	21	Females	20.1	Registered nurses	18.3
Overall	23.3	Overall	23.1		

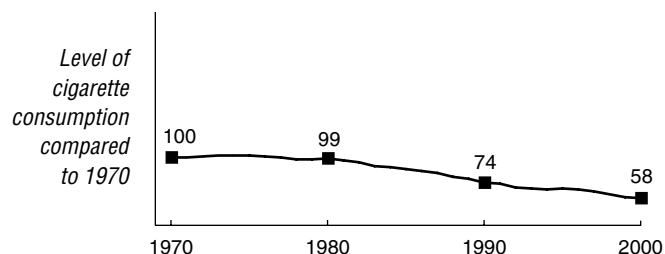
Adult: Current smoker (everday and someday smokers); Troclair, A., Husten, C., Pederson, L., Dhillon, I. (2002). Cigarette smoking among adults--United States, 2000. *Morbidity and Mortality Weekly Report* 51(29): 642-645.

Youth: (Males and Females) Currently use any tobacco product, grades 6-12; Global Youth Tobacco Survey Collaborative Group. (2002). *United States GYTS Fact Sheet*. Available at URL: http://www.cdc.gov/Tobacco/global/gyts/GYTS_factsheets.htm. (Overall) Currently use any tobacco product, students 13-15 years old; Global Youth Tobacco Survey Collaborative Group. (2002). Special Report: Tobacco use among youth: a cross country comparison. *Tobacco Control* 11: 252-270.

Health professional: Current cigarette smoking (having smoked 100+ cigarettes in lifetime & still smoking at time of survey) measured by National Health Interview Survey; Nelson, D.E., Giovino, G.A., Emont, S.L., Brackbill, R., Cameron, L.L., Peddicord, J. and Mowery, P.D. (1994). Trends in cigarette smoking among US physicians and nurses. *Journal of the American Medical Association* 271(16): 1273-1275.

TOBACCO ECONOMY

Annual per capita Consumption, Three Year Moving Average, 1970 = 100



Annual Cigarette Consumption

Year	Per capita Consumption (cigarette sticks)	Total Consumption (millions of cigarette sticks)
1970	3681	554174
1980	3544	632671
1990	2755	548076
1995	2480	518382
2000	2082	461526

Annual Tobacco Trade and Agriculture Statistics

	Unit of Measurement	1970	1980	1990	1995	2000
Cigarette imports	sticks in millions	121	569	2677	3212	15087
Cigarette exports	sticks in millions	29147	81998	164301	231100	148261
Tobacco leaf imports	metric tons	99241	183625	198844	199089	196597
Tobacco leaf exports (% of total exports)	metric tons (%)	234262 (1.16%)	273997 (0.63%)	229813 (0.40%)	210443 (0.26%)	184396 (0.17%)
Cigarette production	sticks in millions	583200	714100	709700	746270	594700
Tobacco leaf production	metric tons	864752	810200	737710	576020	477630
Land devoted to tobacco growing (% of agricultural land)	hectares (%)	363524 (0.08%)	372700 (0.09%)	296760 (0.07%)	268360 (0.06%)	191190 (0.05%)
Employment in tobacco manufacturing	people	71000	58000	41000	31000	-

Retail Price of 20 Cigarettes with Tax

Type	US \$	Local
Domestic brand	\$4.08	4.08
Foreign brand	\$4.33	4.33

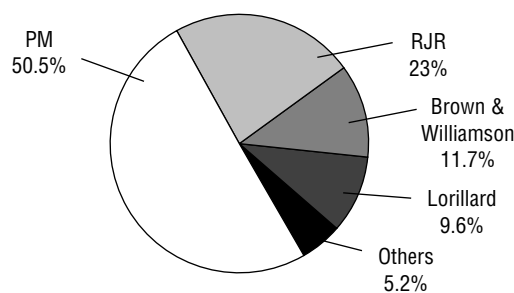
Source: EIU, September 2002

Cigarette Taxes and Duties

Excise tax	0.39 US\$/pack federal tax; 0.025-1 US\$/pack state tax
Sales tax	0-7.25%
Import duty	2.3% & 1.05 US\$/kg paper wrap; 0.9% & 0.417 US\$/kg clove; 3.2% & 1.5 US\$/kg other
Imports from Mexico and Canada	are duty free

Source: ERC

Market Share by Cigarette Manufacturer, 2000



Source: ERC

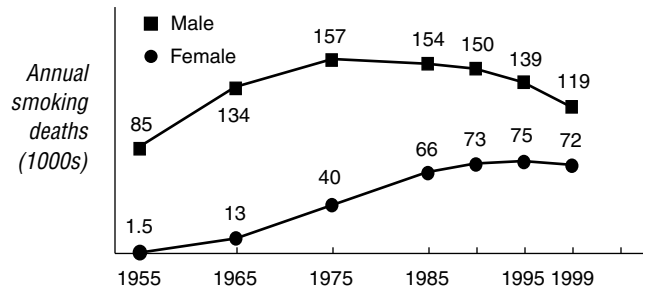
SMOKING-ATTRIBUTED DISEASE IMPACT

Numbers of Deaths Attributed to Smoking/Total Deaths (thousands), 1999

Cause	Males (by age)			Females (by age)		
	0-34	35-69	70+	0-34	35-69	70+
Lung cancer	-0.1	37/41	44/49	-0.1	22/26	32/36
All cancer	-3.8	52/117	63/165	-3.4	27/102	41/159
Vascular	-4.0	35/133	36/306	-2.6	20/70	55/438
Respiratory	-1.6	13/24	39/86	-1.3	12/20	44/97
All other	-64	19/129	14/142	-31	14/73	25/218
All causes	-74	119/403	152/699	-39	72/265	166/912

Source: Peto, Lopez, et al., 1992, 1994 (update 2003)

Smoking-Attributed Numbers of Deaths per Year, Ages 35-69 Only



INFRASTRUCTURE FOR TOBACCO CONTROL

National Tobacco Control Provisions

Tobacco Bans and Restrictions	Not				Tobacco Requirements and Regulations	Not			
	Banned	Restricted	Regulated	Unknown		Required	Regulated	Regulated	Unknown
Advertising in certain media		X			Advertising health warnings/messages	X			
Advertising to certain audiences			X		Age verification for sales			X	
Advertising in certain locations			X		Manufacturing licensure				X
Advertisement content or design			X		Package health warning/message	X			
Sponsorship or promotion for certain audiences			X		Label design on packaging		X		
Sponsorship advertising of events			X		Ingredient/constituent information on package label			X	
Brand stretching			X		Amount of tar			X	
Sales to minors			X		Amount of nicotine			X	
Sales by minors			X		Amount of other ingredients/constituents			X	
Place of sales			X		Product constituents as confidential information		X		
Vending machines			X		Product constituents as public information			X	
Free products			X		Constituent disclosure by brand			X	
Single cigarette sales			X		Constituent disclosure in the aggregate			X	
Misleading information on packaging			X						
Smoking in government buildings (incl. worksites)		X			Other Provisions	Yes	No	Unknown	
Smoking in private worksites			X		National tobacco control committee		X		
Smoking in educational facilities		X			Tobacco control education/promotion	X			
Smoking in health care facilities		X			Anti-smuggling provisions			X	
Smoking on buses			X		Litigation enabling provisions		X		
Smoking on trains			X						
Smoking in taxis			X						
Smoking on ferries			X						
Smoking on domestic air flights	X								
Smoking on international air flights	X								
Smoking in restaurants			X						
Smoking in nightclubs and bars			X						
Smoking in other public places				X					

Refer to Appendix B for more information about national tobacco control provisions.