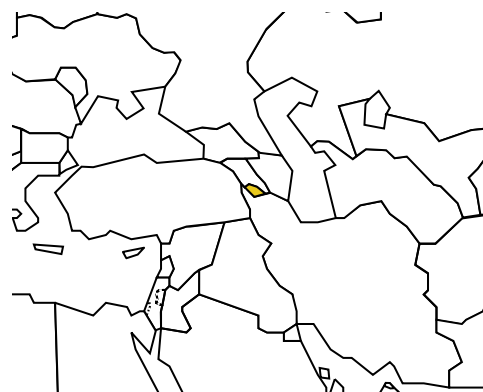


AZERBAIJAN

Population: **8 467 167**

Income group: **Middle**

Gross national income per capita: **\$2 550**



INSTITUTIONAL FRAMEWORK	
Lead agency Funded in national budget	State Road Police Yes
National road safety strategy Measurable targets Funded	Yes Yes Yes

NATIONAL LEGISLATION	
Speed limits set nationally Local authorities can set lower limits Maximum limit urban roads Enforcement ^a	Yes Yes 60 km/h 0 1 2 3 4 5 6 7 8 9 10
Drink-driving law BAC limit – general population BAC limit – young or novice drivers Random breath testing and/or police checkpoints Road traffic deaths involving alcohol Enforcement ^a	Yes 0.0 g/dl 0.0 g/dl Yes 3% ^b 0 1 2 3 4 5 6 7 8 9 10
Motorcycle helmet law Applies to all riders Helmet standards mandated Helmet wearing rate Enforcement ^a	Yes Yes No — 0 1 2 3 4 5 6 7 8 9 10
Seat-belt law Applies to all occupants Seat-belt wearing rate Enforcement ^a	Yes Yes — 0 1 2 3 4 5 6 7 8 9 10
Child restraints law Enforcement ^a	Yes 0 1 2 3 4 5 6 7 8 9 10

^a Enforcement score represents consensus based on professional opinion of respondents, on a scale of 0 to 10 where 0 is not effective and 10 is highly effective.

^b 2007, State Road Police.

VEHICLE STANDARDS	
Car manufacturers required to adhere to standards on Fuel consumption Seat-belt installation for all seats	No No
ROAD SAFETY AUDITS	
Formal audits required for major new road construction projects Regular audits of existing road infrastructure	Yes Yes
PROMOTING ALTERNATIVE TRANSPORT	
National policies to promote walking or cycling National policies to promote public transportation	No Yes

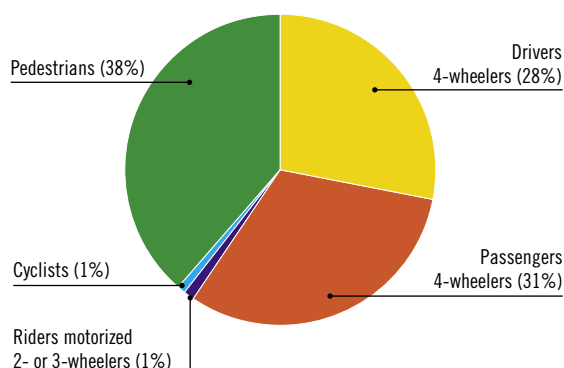
POST-CRASH CARE	
Formal, publicly available pre-hospital care system National universal access number	Yes Yes

DATA
Reported road traffic fatalities (2007) 1 107 ^c (78% males, 22% females)
Reported non-fatal road traffic injuries (2007) 3 432 ^d
Costing study available No

^c Police data, defined as died within 7 days of the crash.

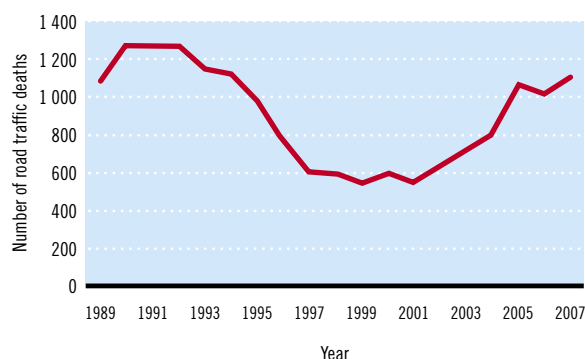
^d Police data.

DEATHS BY ROAD USER CATEGORY



Source: 2007, Head Department of State Road Police

TRENDS IN ROAD TRAFFIC DEATHS



Source: Azerbaijan Republic. Trend Data on Road Traffic Accidents in 1998–2006

REGISTERED VEHICLES	
784 018 total (2007)	
Motorcars	77%
Motorized 2- and 3-wheelers	<1%
Minibuses, vans, etc. (seating <20)	2%
Trucks	16%
Buses	4%
Non-motorized vehicles	<1%
Other	1%

— Data not available.

Data cleared by the Ministry of Health.