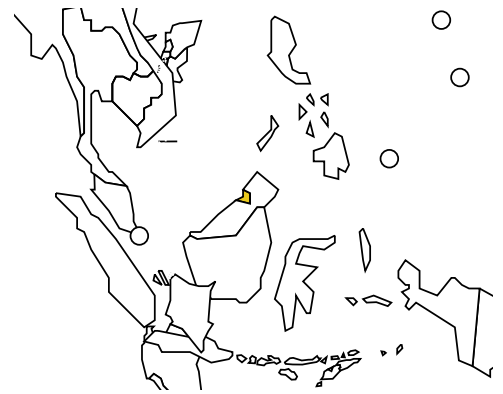


# BRUNEI DARUSSALAM

Population: **390 056**

Income group: **High**

Gross national income per capita: **\$30 580**



INSTITUTIONAL FRAMEWORK	
<b>Lead agency</b> Funded in national budget	<b>Brunei Darussalam Road Safety Council</b> —
<b>National road safety strategy</b> Measurable targets Funded	<b>Multiple</b> n/a n/a

NATIONAL LEGISLATION	
<b>Speed limits set nationally</b> Local authorities can set lower limits Maximum limit urban roads Enforcement <sup>a</sup>	<b>Yes</b> <b>No</b> <b>80 km/h</b> 0 1 2 3 4 5 6 <b>7</b> 8 9 10
<b>Drink-driving law</b> BAC limit – general population BAC limit – young or novice drivers Random breath testing and/or police checkpoints Road traffic deaths involving alcohol Enforcement <sup>a</sup>	<b>Yes</b> <b>0.08 g/dl</b> <b>0.08 g/dl</b> <b>Yes</b> <b>3.7%<sup>b</sup></b> 0 1 2 3 4 5 <b>6</b> 7 8 9 10
<b>Motorcycle helmet law</b> Applies to all riders Helmet standards mandated Helmet wearing rate Enforcement <sup>a</sup>	<b>Yes</b> <b>Yes</b> <b>Yes</b> <b>98%<sup>b</sup></b> 0 1 2 3 4 5 6 7 8 <b>9</b> 10
<b>Seat-belt law</b> Applies to all occupants Seat-belt wearing rate Enforcement <sup>a</sup>	<b>Yes</b> <b>No</b> <b>70% Front<sup>b</sup></b> 0 1 2 3 4 5 6 <b>7</b> 8 9 10
<b>Child restraints law</b> Enforcement <sup>a</sup>	<b>Yes</b> 0 1 2 3 <b>4</b> 5 6 7 8 9 10

<sup>a</sup> Enforcement score represents consensus based on professional opinion of respondents, on a scale of 0 to 10 where 0 is not effective and 10 is highly effective.

<sup>b</sup> 2007, Police data.

VEHICLE STANDARDS	
No car manufacturers	
ROAD SAFETY AUDITS	
Formal audits required for major new road construction projects	<b>No</b>
Regular audits of existing road infrastructure	<b>No</b>
PROMOTING ALTERNATIVE TRANSPORT	
National policies to promote walking or cycling	<b>No</b>
National policies to promote public transportation	—

POST-CRASH CARE	
Formal, publicly available pre-hospital care system	<b>Yes</b>
National universal access number	<b>Yes</b>

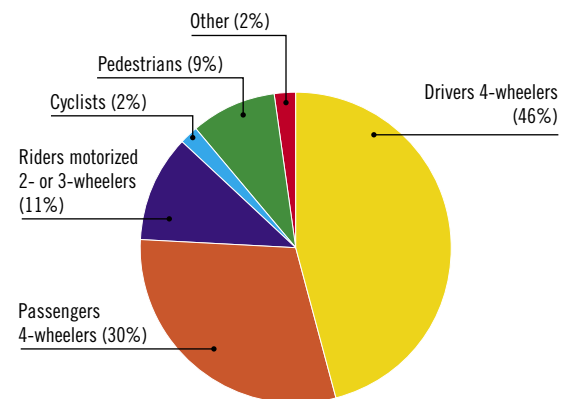
— Data not available.  
n/a Data not required/not applicable.

DATA
<b>Reported road traffic fatalities (2007)</b> <b>54<sup>c</sup></b> (80% males, 20% females)
<b>Reported non-fatal road traffic injuries (2007)</b> <b>556<sup>d</sup></b>
<b>Costing study available</b> <b>Yes</b> (deaths and injuries)

<sup>c</sup> Police data, defined as died within 30 days of the crash.

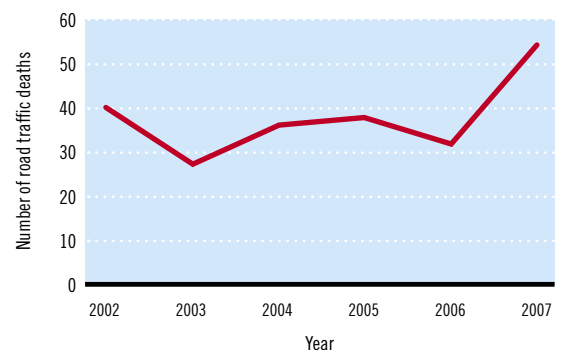
<sup>d</sup> Police data.

## DEATHS BY ROAD USER CATEGORY



Source: Department of Investigations and Traffic Control, Royal Brunei Police Force

## TRENDS IN ROAD TRAFFIC DEATHS



Source: Department of Investigations and Traffic Control, Royal Brunei Police Force

REGISTERED VEHICLES	
<b>304 432 total (2007)</b>	
Motorcars	<b>83%</b>
Motorized 2- and 3-wheelers	<b>4%</b>
Minibuses, vans, etc. (seating <20)	<b>4%</b>
Trucks	<b>1%</b>
Buses	<b>&lt;1%</b>
Non-motorized vehicles	<b>&lt;1%</b>
Other	<b>7%</b>

Data cleared by the Ministry of Communications.