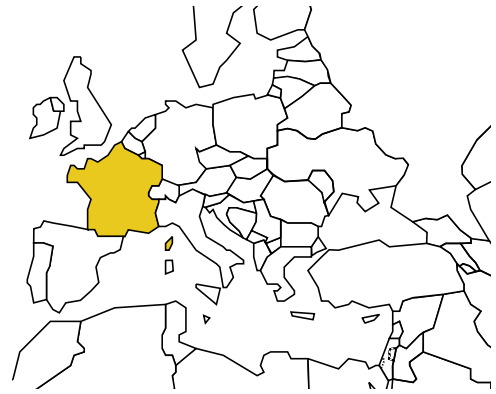


FRANCE

Population: **61 647 375**

Income group: **High**

Gross national income per capita: **\$38 500**



INSTITUTIONAL FRAMEWORK	
Lead agency Funded in national budget	Interministerial Road Safety Task Force Yes
National road safety strategy Measurable targets Funded	Yes Yes Yes

NATIONAL LEGISLATION	
Speed limits set nationally Local authorities can set lower limits Maximum limit urban roads Enforcement ^a	Yes Yes 50 km/h 0 1 2 3 4 5 6 7 8 9 10
Drink-driving law BAC limit – general population BAC limit – young or novice drivers Random breath testing and/or police checkpoints Road traffic deaths involving alcohol Enforcement ^a	Yes 0.05 g/dl 0.05 g/dl Yes 27% ^b 0 1 2 3 4 5 6 7 8 9 10
Motorcycle helmet law Applies to all riders Helmet standards mandated Helmet wearing rate Enforcement ^a	Yes Yes ^c Yes 95% ^d 0 1 2 3 4 5 6 7 8 9 10
Seat-belt law Applies to all occupants Seat-belt wearing rate Enforcement ^a	Yes Yes 98% Front, 83% Rear ^b 0 1 2 3 4 5 6 7 8 9 10
Child restraints law Enforcement ^a	Yes 0 1 2 3 4 5 6 7 8 9 10

^a Enforcement score represents consensus based on professional opinion of respondents, on a scale of 0 to 10 where 0 is not effective and 10 is highly effective.

^b 2006, *Observatoire national interministériel de sécurité routière* (ONISR).

^c Some exceptions.

^d 2006, ONISR, Observational study, data apply to motorcyclists (99% for moped riders).

VEHICLE STANDARDS	
Car manufacturers required to adhere to standards on Fuel consumption Seat-belt installation for all seats	No Yes
ROAD SAFETY AUDITS	
Formal audits required for major new road construction projects Regular audits of existing road infrastructure	Yes No
PROMOTING ALTERNATIVE TRANSPORT	
National policies to promote walking or cycling National policies to promote public transportation	No (subnational) Yes

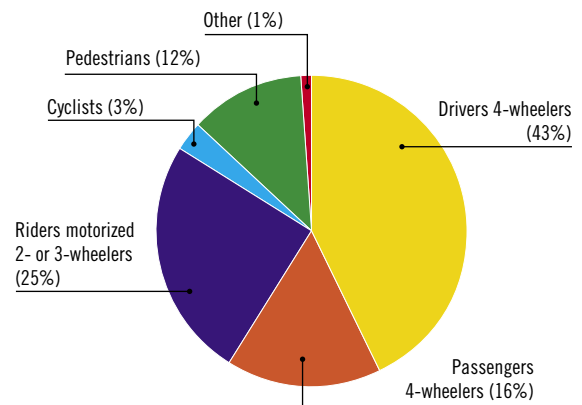
POST-CRASH CARE	
Formal, publicly available pre-hospital care system National universal access number	Yes Yes

DATA
Reported road traffic fatalities (2007) 4 620 ^e (76% males, 24% females)
Reported non-fatal road traffic injuries (2007) 77 007 ^f
Costing study available Yes (deaths and injuries)

^e *Observatoire national interministériel de sécurité routière* (ONISR) data, defined as died within 30 days of the crash.

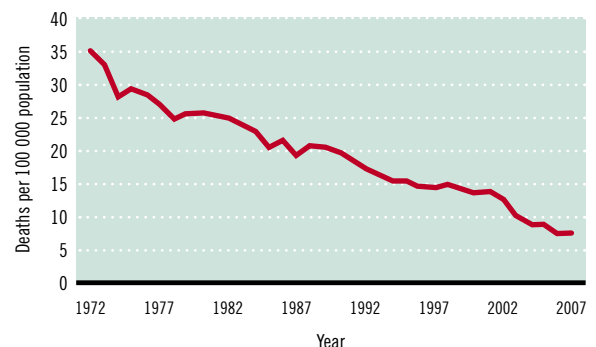
^f *Observatoire national interministériel de sécurité routière* (ONISR) data.

DEATHS BY ROAD USER CATEGORY



Source: 2007, *Observatoire national interministériel de sécurité routière* (ONISR)

TRENDS IN ROAD TRAFFIC DEATHS



Source: *Observatoire national interministériel de sécurité routière*

REGISTERED VEHICLES	
39 926 000 total (2006–2008)	
Motorcars	77%
Motorized 2- and 3-wheelers	6%
Minibuses, vans, etc. (seating <20)	14%
Trucks	1%
Buses	<1%
Other	1%

Data cleared by the Interministerial Road Safety Task Force.