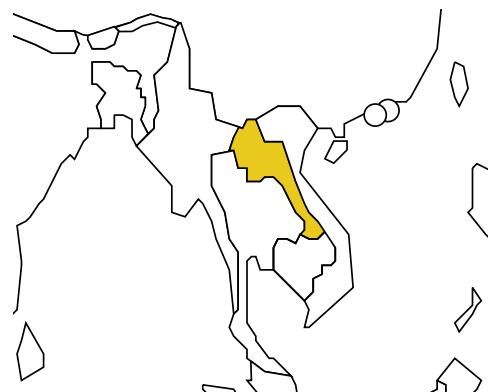


LAO PEOPLE'S DEMOCRATIC REPUBLIC

Population: **5 859 393**

Income group: **Low**

Gross national income per capita: **\$580**



INSTITUTIONAL FRAMEWORK	
Lead agency	Ministry of Public Works and Transport
Funded in national budget	No
National road safety strategy	Yes
Measurable targets	Yes
Funded	No

NATIONAL LEGISLATION	
Speed limits set nationally	Yes
Local authorities can set lower limits	No
Maximum limit urban roads	40 km/h
Enforcement ^a	0 1 2 3 4 5 6 7 8 9 10
Drink-driving law	Yes
BAC limit – general population	0.08 g/dl
BAC limit – young or novice drivers	0.08 g/dl
Random breath testing and/or police checkpoints	Yes
Road traffic deaths involving alcohol	48% ^b
Enforcement ^a	0 1 2 3 4 5 6 7 8 9 10
Motorcycle helmet law	Yes
Applies to all riders	Yes ^c
Helmet standards mandated	No
Helmet wearing rate	77% Drivers, 87% Passengers ^d
Enforcement ^a	0 1 2 3 4 5 6 7 8 9 10
Seat-belt law	Yes
Applies to all occupants	Yes
Seat-belt wearing rate	—
Enforcement ^a	n/a ^e
Child restraints law	No
Enforcement ^a	n/a

^a Enforcement score represents consensus based on professional opinion of respondents, on a scale of 0 to 10 where 0 is not effective and 10 is highly effective.

^b 2000–2007, Police data.

^c Some exceptions.

^d 2007, Handicap International Belgium, survey conducted in Vientiane.

^e Law not yet enforced.

VEHICLE STANDARDS	
No car manufacturers	
ROAD SAFETY AUDITS	
Formal audits required for major new road construction projects	Yes
Regular audits of existing road infrastructure	Yes
PROMOTING ALTERNATIVE TRANSPORT	
National policies to promote walking or cycling	No
National policies to promote public transportation	Yes

POST-CRASH CARE	
Formal, publicly available pre-hospital care system	No
National universal access number	n/a

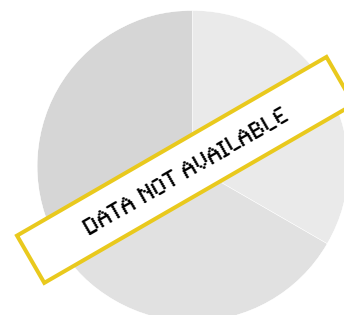
— Data not available.
n/a Data not required/not applicable.

DATA
Reported road traffic fatalities (2007) 608^f
Reported non-fatal road traffic injuries (2007) 8 714^g
Costing study available Yes (deaths and injuries)

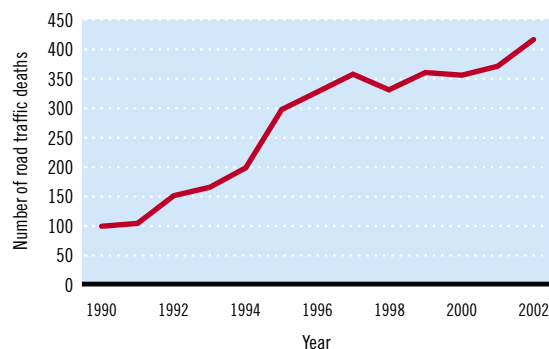
^f Police data, defined as died within 7 days of the crash.

^g Police data.

DEATHS BY ROAD USER CATEGORY



TRENDS IN ROAD TRAFFIC DEATHS



Source: Ministry of Communication, Transport, Post and Construction

REGISTERED VEHICLES	
641 081 total (2007)	
Motorcars	2%
Motorized 2- and 3-wheelers	79%
Minibuses, vans, etc. (seating <20)	14%
Trucks	3%
Buses	1%
Other	2%

Data cleared by the Ministry of Public Health.