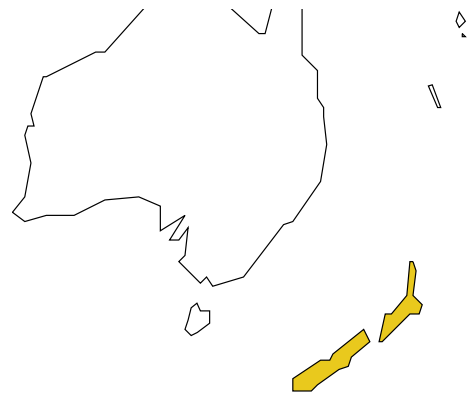


# NEW ZEALAND

Population: **4 178 525**

Income group: **High**

Gross national income per capita: **\$28 780**



INSTITUTIONAL FRAMEWORK	
<b>Lead agency</b>	Ministry of Transport
Funded in national budget	Yes
<b>National road safety strategy</b>	Yes
Measurable targets	Yes
Funded	Yes

DATA
<b>Reported road traffic fatalities (2007)</b> <b>423<sup>d</sup></b> (67% males, 33% females)
<b>Reported non-fatal road traffic injuries (2007)</b> <b>16 013<sup>e</sup></b>
<b>Costing study available</b> <b>Yes</b> (deaths and injuries)

<sup>d</sup> Transport data, defined as died within 30 days of the crash.  
<sup>e</sup> Transport data.

NATIONAL LEGISLATION	
<b>Speed limits set nationally</b>	Yes
Local authorities can set lower limits	Yes
Maximum limit urban roads	50 km/h
Enforcement <sup>a</sup>	0 1 2 3 4 5 6 <b>7</b> 8 9 10
<b>Drink-driving law</b>	Yes
BAC limit – general population	0.08 g/dl
BAC limit – young or novice drivers	0.03 g/dl
Random breath testing and/or police checkpoints	Yes
Road traffic deaths involving alcohol	31% <sup>b</sup>
Enforcement <sup>a</sup>	0 1 2 3 4 5 <b>6</b> 7 8 9 10
<b>Motorcycle helmet law</b>	Yes
Applies to all riders	Yes <sup>c</sup>
Helmet standards mandated	Yes
Helmet wearing rate	—
Enforcement <sup>a</sup>	0 1 2 3 4 5 6 7 <b>8</b> 9 10
<b>Seat-belt law</b>	Yes
Applies to all occupants	Yes
Seat-belt wearing rate	95% Front, 87% Rear <sup>b</sup>
Enforcement <sup>a</sup>	0 1 2 3 4 5 6 7 <b>8</b> 9 10
<b>Child restraints law</b>	Yes
Enforcement <sup>a</sup>	0 1 2 3 4 5 6 7 <b>8</b> 9 10

<sup>a</sup> Enforcement score represents consensus based on professional opinion of respondents, on a scale of 0 to 10 where 0 is not effective and 10 is highly effective.

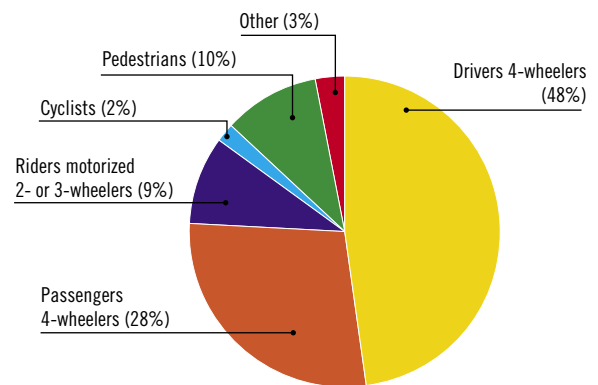
<sup>b</sup> 2007, Transport data.

<sup>c</sup> Some exceptions.

VEHICLE STANDARDS	
No car manufacturers	
ROAD SAFETY AUDITS	
Formal audits required for major new road construction projects	Yes
Regular audits of existing road infrastructure	Yes
PROMOTING ALTERNATIVE TRANSPORT	
National policies to promote walking or cycling	Yes
National policies to promote public transportation	Yes

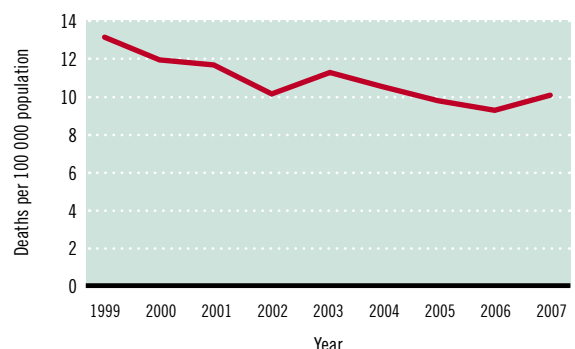
POST-CRASH CARE	
Formal, publicly available pre-hospital care system	Yes
National universal access number	Yes

## DEATHS BY ROAD USER CATEGORY



Source: 2007, Ministry of Transport

## TRENDS IN ROAD TRAFFIC DEATHS



Source: Country questionnaire

REGISTERED VEHICLES	
<b>3 189 131</b> total (2007)	
Motorcars	82%
Motorized 2- and 3-wheelers	3%
Buses	1%
Trucks	15%

— Data not available.

Data cleared by the National Road Safety Management Group.