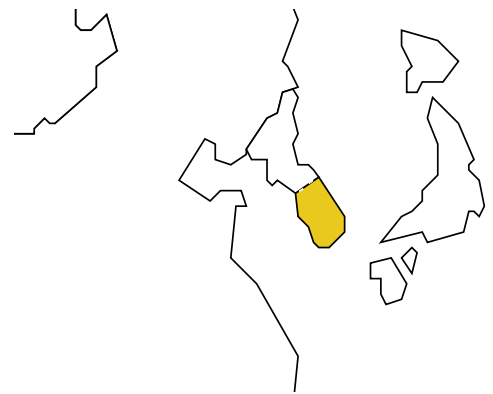


REPUBLIC OF KOREA

Population: **48 223 853**

Income group: **High**

Gross national income per capita: **\$19 690**



INSTITUTIONAL FRAMEWORK	
Lead agency	Ministry of Land, Transport and Maritime Affairs
Funded in national budget	Yes
National road safety strategy	Yes
Measurable targets	Yes
Funded	Yes

NATIONAL LEGISLATION	
Speed limits set nationally	Yes
Local authorities can set lower limits	Yes
Maximum limit urban roads	60 km/h
Enforcement ^a	0 1 2 3 4 5 6 7 8 9 10
Drink-driving law	Yes
BAC limit – general population	0.05 g/dl
BAC limit – young or novice drivers	0.05 g/dl
Random breath testing and/or police checkpoints	Yes
Road traffic deaths involving alcohol	16% ^b
Enforcement ^a	0 1 2 3 4 5 6 7 8 9 10
Motorcycle helmet law^c	Yes
Applies to all riders	Yes
Helmet standards mandated	Yes
Helmet wearing rate	85% ^c
Enforcement ^a	0 1 2 3 4 5 6 7 8 9 10
Seat-belt law	Yes
Applies to all occupants	Yes
Seat-belt wearing rate	77% Front ^d
Enforcement ^a	0 1 2 3 4 5 6 7 8 9 10
Child restraints law	Yes
Enforcement ^a	0 1 2 3 4 5 6 7 8 9 10

^a Enforcement score represents consensus based on professional opinion of respondents, on a scale of 0 to 10 where 0 is not effective and 10 is highly effective.

^b 2007, Traffic Accidents in Korea 2007, Road Traffic Authority.

^c 2007, National Police Agency. Observational study in 33 cities, drivers and passengers.

^d 2005, Korea National Health and Nutrition Examination Survey.

VEHICLE STANDARDS	
Car manufacturers required to adhere to standards on	
Fuel consumption	Yes
Seat-belt installation for all seats	Yes
ROAD SAFETY AUDITS	
Formal audits required for major new road construction projects	Yes
Regular audits of existing road infrastructure	Yes
PROMOTING ALTERNATIVE TRANSPORT	
National policies to promote walking or cycling	Yes
National policies to promote public transportation	Yes

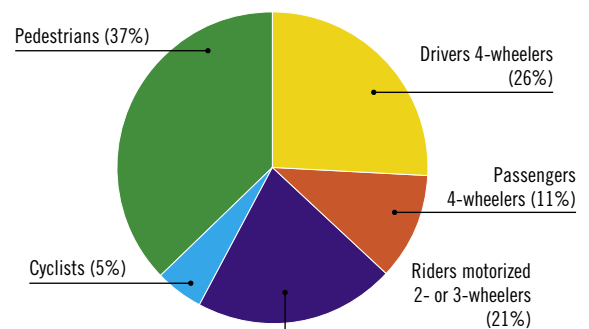
POST-CRASH CARE	
Formal, publicly available pre-hospital care system	Yes
National universal access number	Yes

DATA
Reported road traffic fatalities (2007) 6 166 ^e (73% males, 27% females)
Reported non-fatal road traffic injuries (2007) 335 906 ^f
Costing study available Yes (deaths and injuries)

^e Transport data, defined as died within 30 days of the crash.

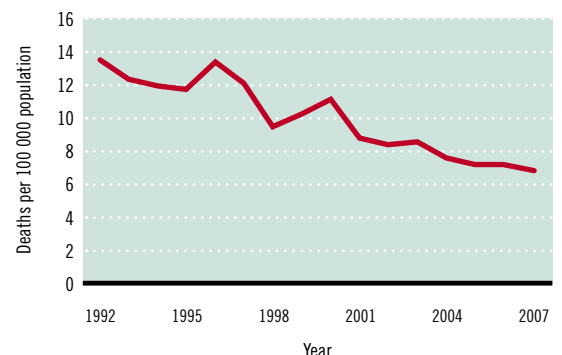
^f Transport data.

DEATHS BY ROAD USER CATEGORY



Source: "Road Traffic Accidents in Korea 2007," Road Traffic Authority

TRENDS IN ROAD TRAFFIC DEATHS



Source: Road Traffic Authority

REGISTERED VEHICLES	
18 213 228 total (2007)	
Motorcars	66%
Motorized 2- and 3-wheelers	10%
Minibuses, vans, etc. (seating <20)	6%
Trucks	17%
Buses	<1%

Data cleared by the Ministry for Health, Welfare and Family Affairs.