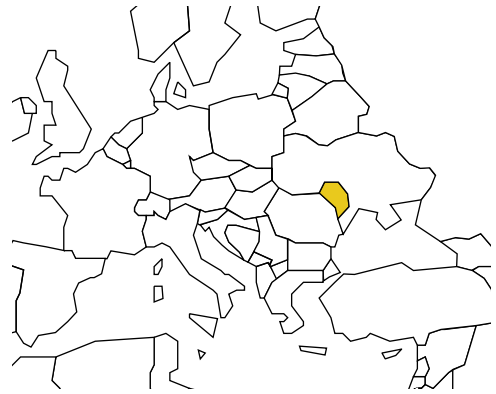


# REPUBLIC OF MOLDOVA

Population: **3 793 604**

Income group: **Middle**

Gross national income per capita: **\$1 260**



INSTITUTIONAL FRAMEWORK	
<b>Lead agency</b> Funded in national budget	<b>National Traffic Safety Board</b> No
<b>National road safety strategy</b> Measurable targets Funded	<b>Yes</b> Yes Yes

DATA
<b>Reported road traffic fatalities (2007)</b> <b>589<sup>c</sup></b> (74% males, 26% females)
<b>Reported non-fatal road traffic injuries (2007)</b> <b>2 985<sup>d</sup></b>
<b>Costing study available</b> <b>No</b>

<sup>c</sup> National Bureau for Statistics (compiles Police and Health data), defined as died within 1 year of the crash.

<sup>d</sup> National Bureau for Statistics data.

NATIONAL LEGISLATION	
<b>Speed limits set nationally</b> Local authorities can set lower limits Maximum limit urban roads Enforcement <sup>a</sup>	<b>Yes</b> No <b>60 km/h</b> No consensus
<b>Drink-driving law</b> BAC limit – general population BAC limit – young or novice drivers Random breath testing and/or police checkpoints Road traffic deaths involving alcohol Enforcement <sup>a</sup>	<b>Yes</b> <b>0.05 g/dl</b> <b>0.05 g/dl</b> <b>Yes</b> <b>17%<sup>b</sup></b> 0 1 <b>2</b> 3 4 5 6 7 8 9 10
<b>Motorcycle helmet law</b> Applies to all riders Helmet standards mandated Helmet wearing rate Enforcement <sup>a</sup>	<b>Yes</b> <b>Yes</b> No — 0 <b>1</b> 2 3 4 5 6 7 8 9 10
<b>Seat-belt law</b> Applies to all occupants Seat-belt wearing rate Enforcement <sup>a</sup>	<b>Yes</b> <b>Yes</b> — No consensus
<b>Child restraints law</b> Enforcement <sup>a</sup>	<b>No</b> n/a

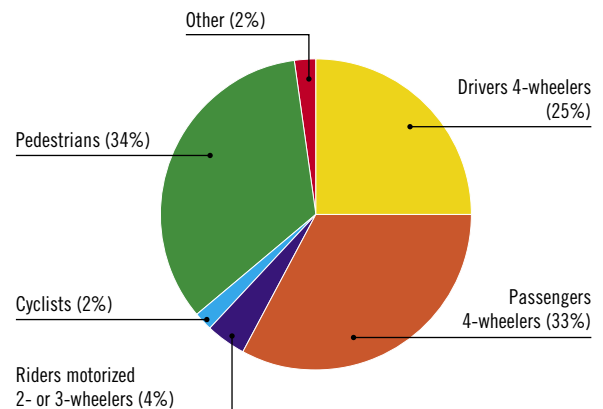
<sup>a</sup> Enforcement score represents consensus based on professional opinion of respondents, on a scale of 0 to 10 where 0 is not effective and 10 is highly effective.

<sup>b</sup> 2007, Traffic police database (traffic deaths with alcohol detected / number of road traffic deaths per year).

VEHICLE STANDARDS	
No car manufacturers	
ROAD SAFETY AUDITS	
Formal audits required for major new road construction projects	<b>Yes</b>
Regular audits of existing road infrastructure	<b>Yes</b>
PROMOTING ALTERNATIVE TRANSPORT	
National policies to promote walking or cycling	<b>No</b>
National policies to promote public transportation	<b>No</b>

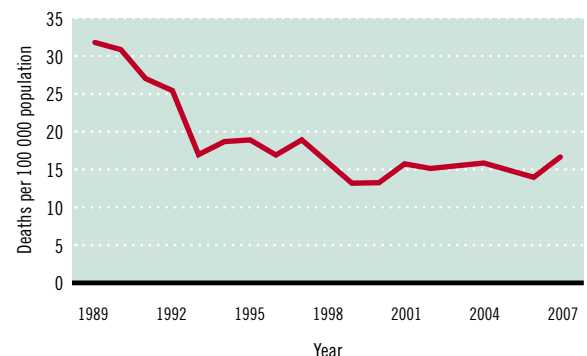
POST-CRASH CARE	
Formal, publicly available pre-hospital care system	<b>Yes</b>
National universal access number	<b>Yes</b>

## DEATHS BY ROAD USER CATEGORY



Source: 2007, Traffic Police database

## TRENDS IN ROAD TRAFFIC DEATHS



Source: Country questionnaire

REGISTERED VEHICLES	
<b>448 202</b> total (2007)	
Motorcars	<b>74%</b>
Motorized 2- and 3-wheelers	<b>6%</b>
Minibuses, vans, etc. (seating <20)	<b>3%</b>
Trucks	<b>16%</b>
Buses	<b>1%</b>

— Data not available.  
n/a Data not required/not applicable.

Data cleared by the Ministry of Health.