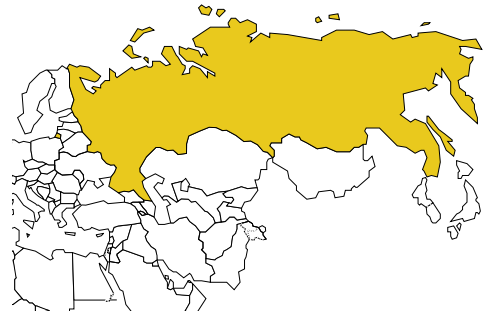


# RUSSIAN FEDERATION

Population: **142 498 532**

Income group: **Middle**

Gross national income per capita: **\$7 560**



INSTITUTIONAL FRAMEWORK	
Lead agency	The Commission of the Government of Russian Federation for Road Safety
Funded in national budget	No
National road safety strategy	Yes
Measurable targets	Yes
Funded	Yes

DATA
Reported road traffic fatalities (2007) <b>33 308<sup>c</sup></b> (74% males, 26% females)
Reported non-fatal road traffic injuries (2007) <b>292 206<sup>d</sup></b>
Costing study available <b>Yes</b> (deaths and injuries)

<sup>c</sup> Ministry of Internal Affairs data, defined as died within 7 days of the crash.

<sup>d</sup> Ministry of Internal Affairs data.

NATIONAL LEGISLATION	
Speed limits set nationally	Yes
Local authorities can set lower limits	Yes
Maximum limit urban roads	60 km/h
Enforcement <sup>a</sup>	0 1 2 3 4 5 <b>6</b> 7 8 9 10
Drink-driving law	Yes
BAC limit – general population	0.03 g/dl
BAC limit – young or novice drivers	0.03 g/dl
Random breath testing and/or police checkpoints	Yes
Road traffic deaths involving alcohol	10% <sup>b</sup>
Enforcement <sup>a</sup>	0 1 2 3 4 5 <b>6</b> 7 8 9 10
Motorcycle helmet law	Yes
Applies to all riders	Yes
Helmet standards mandated	Yes
Helmet wearing rate	No consensus
Enforcement <sup>a</sup>	0 1 2 3 4 5 <b>6</b> 7 8 9 10
Seat-belt law	Yes
Applies to all occupants	Yes
Seat-belt wearing rate	33% Front <sup>b</sup>
Enforcement <sup>a</sup>	0 1 2 3 4 5 <b>6</b> 7 8 9 10
Child restraints law	Yes
Enforcement <sup>a</sup>	0 1 2 3 4 5 6 <b>7</b> 8 9 10

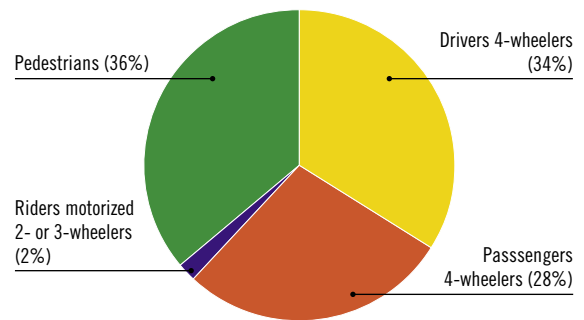
<sup>a</sup> Enforcement score represents consensus based on professional opinion of respondents, on a scale of 0 to 10 where 0 is not effective and 10 is highly effective.

<sup>b</sup> 2007, The Road Safety Department of the Ministry of Internal Affairs.

VEHICLE STANDARDS	
Car manufacturers required to adhere to standards on	
Fuel consumption	Yes
Seat-belt installation for all seats	Yes
ROAD SAFETY AUDITS	
Formal audits required for major new road construction projects	Yes
Regular audits of existing road infrastructure	Yes
PROMOTING ALTERNATIVE TRANSPORT	
National policies to promote walking or cycling	No
National policies to promote public transportation	No

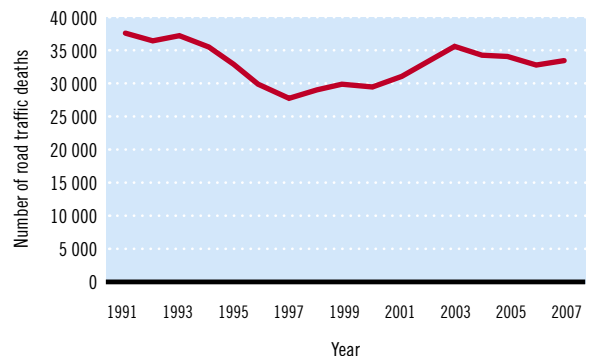
POST-CRASH CARE	
Formal, publicly available pre-hospital care system	Yes
National universal access number	Yes

## DEATHS BY ROAD USER CATEGORY



Source: 2007, The Road Safety Department of the Ministry of Internal Affairs

## TRENDS IN ROAD TRAFFIC DEATHS



Source: The Road Safety Department of the Ministry of Internal Affairs

REGISTERED VEHICLES	
<b>38 695 996</b> total (2007)	
Motorcars	72%
Motorized 2- and 3-wheelers	8%
Trucks	13%
Buses	2%
Other	5%

Data cleared by the Ministry of Internal Affairs.