


SAINT VINCENT & THE GRENADINES^a

^a Questionnaire completed by National Data Coordinator (no consensus meeting).

Population: **120 402**

Income group: **Middle**

Gross national income per capita: **\$4 210**



INSTITUTIONAL FRAMEWORK	
Lead agency	Ministry of National Security
Funded in national budget	Yes
National road safety strategy	No
Measurable targets	n/a
Funded	n/a

NATIONAL LEGISLATION	
Speed limits set nationally	Yes
Local authorities can set lower limits	No
Maximum limit urban roads	32 km/h
Enforcement ^b	0 1 2 3 4 5 6 7 8 9 10
Drink-driving law	Yes
BAC limit – general population	None ^c
BAC limit – young or novice drivers	None ^c
Random breath testing and/or police checkpoints	—
Road traffic deaths involving alcohol	—
Enforcement ^b	—
Motorcycle helmet law	Yes
Applies to all riders	Yes
Helmet standards mandated	Yes
Helmet wearing rate	—
Enforcement ^b	0 1 2 3 4 5 6 7 8 9 10
Seat-belt law	Yes
Applies to all occupants	No
Seat-belt wearing rate	90% ^d
Enforcement ^b	0 1 2 3 4 5 6 7 8 9 10
Child restraints law	Yes
Enforcement ^b	0 1 2 3 4 5 6 7 8 9 10

^b Enforcement score based on professional opinion of respondents, on a scale of 0 to 10 where 0 is not effective and 10 is highly effective.

^c Drink-driving not defined by BAC limit.

^d Estimated by respondents.

VEHICLE STANDARDS	
No car manufacturers	
ROAD SAFETY AUDITS	
Formal audits required for major new road construction projects	No
Regular audits of existing road infrastructure	No
PROMOTING ALTERNATIVE TRANSPORT	
National policies to promote walking or cycling	No
National policies to promote public transportation	No

POST-CRASH CARE	
Formal, publicly available pre-hospital care system	No
National universal access number	n/a

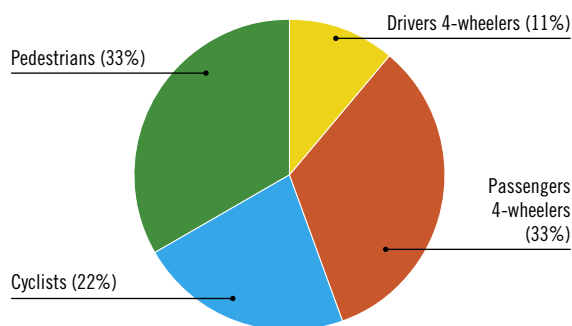
— Data not available.
n/a Data not required/not applicable.

DATA
Reported road traffic fatalities (2007)
9 ^e (86% males, 14% females)
Reported non-fatal road traffic injuries (2007)
168 ^f
Costing study available
No

^e Health data, defined as died within 1 year of the crash.

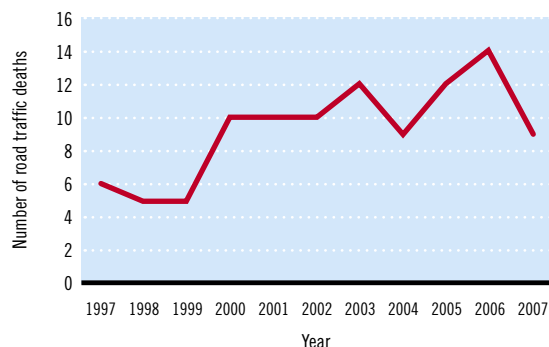
^f Police Force, Traffic Department, Health Planning Unit, Statistical Unit.

DEATHS BY ROAD USER CATEGORY



Source: 2007, Police Force, Traffic Department

TRENDS IN ROAD TRAFFIC DEATHS



Source: Traffic Department, Police Headquarters

REGISTERED VEHICLES	
24 334 total (2008)	
Motorcars	38%
Motorized 2- and 3-wheelers	5%
Minibuses, vans, etc. (seating <20)	44%
Trucks	9%
Buses	<1%
Other	3%

Data cleared by the Ministry of Health and the Environment.