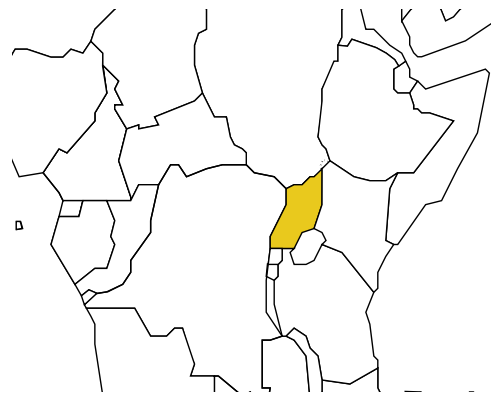


UGANDA

Population: **30 883 805**

Income group: **Low**

Gross national income per capita: **\$340**



INSTITUTIONAL FRAMEWORK	
Lead agency Funded in national budget	National Road Safety Council Yes
National road safety strategy Measurable targets Funded	Multiple n/a n/a

DATA
Reported road traffic fatalities (2006–2007) 2 838^b (78% males, 22% females)
Reported non-fatal road traffic injuries (2006–2007) 12 058^c
Costing study available Yes (deaths and injuries)

^b Police data, defined as died within 30 days of the crash. Data collected by financial year.

^c Police data, collected by financial year.

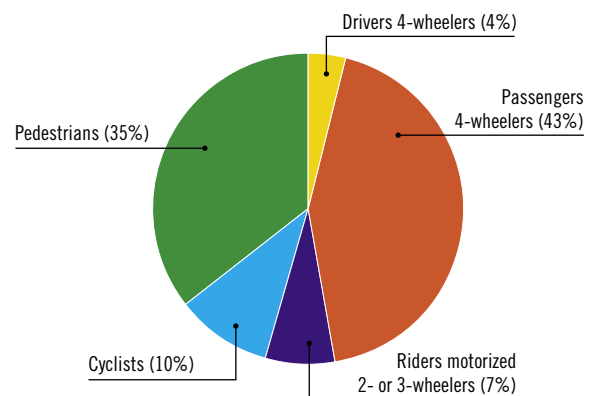
NATIONAL LEGISLATION	
Speed limits set nationally Local authorities can set lower limits Maximum limit urban roads Enforcement ^a	Yes No 50 km/h 0 1 2 3 4 5 6 7 8 9 10
Drink-driving law BAC limit – general population BAC limit – young or novice drivers Random breath testing and/or police checkpoints Road traffic deaths involving alcohol Enforcement ^a	Yes 0.08 g/dl 0.08 g/dl Yes — 0 1 2 3 4 5 6 7 8 9 10
Motorcycle helmet law Applies to all riders Helmet standards mandated Helmet wearing rate Enforcement ^a	Yes Yes No — 0 1 2 3 4 5 6 7 8 9 10
Seat-belt law Applies to all occupants Seat-belt wearing rate Enforcement ^a	Yes Yes — 0 1 2 3 4 5 6 7 8 9 10
Child restraints law Enforcement ^a	No (subnational) n/a

^a Enforcement score represents consensus based on professional opinion of respondents, on a scale of 0 to 10 where 0 is not effective and 10 is highly effective.

VEHICLE STANDARDS	
No car manufacturers	
ROAD SAFETY AUDITS	
Formal audits required for major new road construction projects	Yes
Regular audits of existing road infrastructure	Yes
PROMOTING ALTERNATIVE TRANSPORT	
National policies to promote walking or cycling	No
National policies to promote public transportation	No

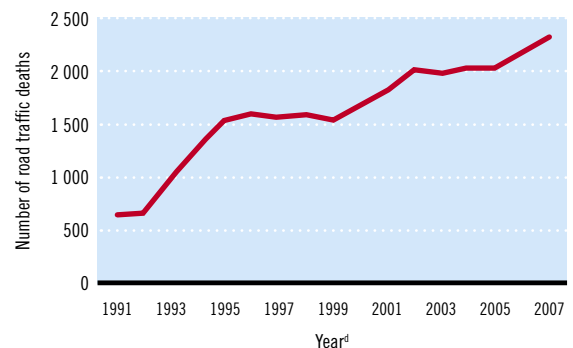
POST-CRASH CARE	
Formal, publicly available pre-hospital care system	No
National universal access number	n/a

DEATHS BY ROAD USER CATEGORY



Source: 2006–2007 (financial year), Uganda Police

TRENDS IN ROAD TRAFFIC DEATHS



^d Methodology for data collection changed in 2006
Source: Uganda Police

REGISTERED VEHICLES
363 658 total (2007) Registered vehicle types: data not available

Data cleared by the Ministry of Works and Transport.

— Data not available.

n/a Data not required/not applicable.