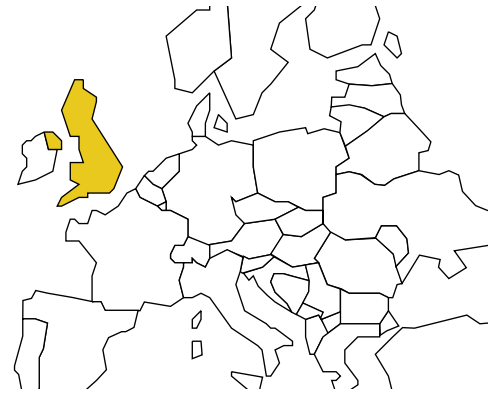


UNITED KINGDOM

Population: **60 768 946**

Income group: **High**

Gross national income per capita: **\$42 740**



INSTITUTIONAL FRAMEWORK	
Lead agency	No
Funded in national budget	n/a
National road safety strategy	Yes
Measurable targets	Yes
Funded	Yes

NATIONAL LEGISLATION	
Speed limits set nationally	Yes
Local authorities can set lower limits	Yes
Maximum limit urban roads	48 km/h
Enforcement ^a	No consensus
Drink-driving law	Yes
BAC limit – general population	0.08 g/dl
BAC limit – young or novice drivers	0.08 g/dl
Random breath testing and/or police checkpoints	No
Road traffic deaths involving alcohol	17% ^b
Enforcement ^a	No consensus
Motorcycle helmet law	Yes
Applies to all riders	Yes ^c
Helmet standards mandated	Yes
Helmet wearing rate	98% ^d
Enforcement ^a	No consensus
Seat-belt law	Yes
Applies to all occupants	Yes
Seat-belt wearing rate	91% Front, 84–90% Rear ^e
Enforcement ^a	No consensus
Child restraints law	Yes
Enforcement ^a	No consensus

^a Enforcement score represents consensus based on professional opinion of respondents, on a scale of 0 to 10 where 0 is not effective and 10 is highly effective.

^b "Road Casualties Great Britain: 2006 Annual Report."

^c Some exceptions.

^d 2006 Estimation by Department for Transport.

^e 2006–2007, Department for Transport, observational studies.

VEHICLE STANDARDS	
Car manufacturers required to adhere to standards on	
Fuel consumption	Yes
Seat-belt installation for all seats	Yes
ROAD SAFETY AUDITS	
Formal audits required for major new road construction projects	Yes
Regular audits of existing road infrastructure	Yes
PROMOTING ALTERNATIVE TRANSPORT	
National policies to promote walking or cycling	Yes
National policies to promote public transportation	Yes

POST-CRASH CARE	
Formal, publicly available pre-hospital care system	Yes
National universal access number	Yes

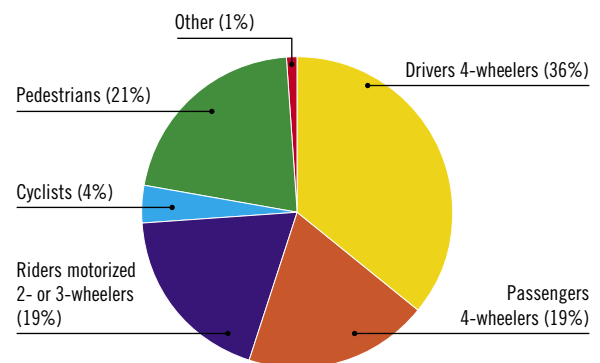
n/a Data not required/not applicable.

DATA
Reported road traffic fatalities (2006) 3 298^f (76% males, 24% females)
Reported non-fatal road traffic injuries (2006) 264 288^g
Costing study available Yes (deaths and injuries)

^f Police data, defined as died within 30 days of the crash.

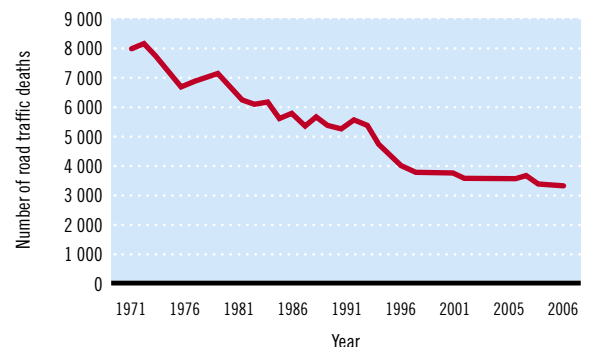
^g Police data.

DEATHS BY ROAD USER CATEGORY



Source: "Road Casualties Great Britain: 2006 Annual Report"
"Road Traffic Collision Statistics (Northern Ireland) Annual Report 2006"

TRENDS IN ROAD TRAFFIC DEATHS



Source: "Road Casualties Great Britain: 2006 Annual Report"
"Road Traffic Collision Statistics (Northern Ireland) Annual Report 2006"

REGISTERED VEHICLES	
34 327 520 total (2006)	
Motorcars	84%
Motorized 2- and 3-wheelers	4%
Minibuses, vans, etc. (seating <20)	9%
Trucks	1%
Buses	1%
Other	2%

Data cleared by the Department for Transport.